

(i)(a) Statement Showing Shareholding Pattern

Name of the Company **GUJARAT NRE COKE LIMITED**
Class of Security **Equity Shares**
Scrip Code **512579** As on **31st March 2014**
Name of the Scrip **BSE - GUJNRE** **NSE - GUJNRECOKE**


Partly Paid up Shares	No of partly paid up shares	As a % of total no of partly paid up shares	As a % of total no of shares of the Company
Held by Promoter/Promoter Group	Nil	Nil	Nil
Held by Public	Nil	Nil	Nil
Total	Nil	Nil	Nil

Outstanding Convertible Securities (Foreign Currency Convertible Bonds)	No of Outstanding Securities	As a % of total no of outstanding convertible securities	As a % of total no of shares of the Company, assuming full conversion of convertible securities
FCCBs -			
Held by Promoter/Promoter Group	Nil	Nil	Nil
Held by Public	200	100	7.34
Total	200	100	7.34
Employee Stock Options			
Held by Promoter/Promoter Group	Nil	Nil	Nil
Held by Public	7538150	100	1.16
Total	7538150	100	1.16

Warrants	No of Warrants	As a % of total no of warrants	As a % of total no of shares of the Company, assuming full conversion of warrants
Held by Promoter/Promoter Group	20800000	100.00	3.20
Held by Public	0	0.00	0.00
Total	20800000	100	3.20

Total Paid up Capital of the Company, assuming full conversion of warrants & convertible securities	650982721
--	------------------


For GUJARAT NRE COKE LIMITED


Company Secretary

Statement Showing Shareholding Pattern

Name of the Company :		GUJARAT NRE COKE LIMITED						
Class of Security		Equity Shares						
Scrip Code :		512579		As on		31st March 2014		
Name of the Scrip		BSE - GUJNRE		NSE - GUJNRECOKE				
Category code	Category of Shareholder	Number of Shareholders	Total number of shares	Number of shares held in dematerialized form	Total shareholding as a percentage of total number of shares		Shares Pledged or otherwise Encumbered	
					As a percentage of (A+B) ¹	As a percentage of (A+B+C)	No. of shares	As a percentage
(I)	(II)	(III)	(IV)	(V)	(VI)	(VII)	(VIII)	(IX=VIII/IV *100)
(A)	Shareholding of Promoter and Promoter Group ²							
1	Indian							
(a)	Individuals/ Hindu Undivided Family/Trust	5	42998354	42998354	7.48	7.48	42998354	100.00
(b)	Central Government/ State Government(s)	0	0	0	0.00	0.00	0	0.00
(c)	Bodies Corporate	2	245205263	245205263	42.65	42.65	245205263	100.00
(d)	Financial Institutions/ Banks	0	0	0	0.00	0.00	0	0.00
(e)	Any Others(Specify)	0	0	0	0.00	0.00	0	0.00
	Sub Total(A)(1)	7	288203617	288203617	50.13	50.13	288203617	100.00
2	Foreign							
a	Individuals (Non-Residents Individuals/ Foreign Individuals)	0	0	0	0.00	0.00	0	0.00
b	Bodies Corporate	0	0	0	0.00	0.00	0	0.00
c	Institutions	0	0	0	0.00	0.00	0	0.00
d	Qualified Foreign Investors	0	0	0	0.00	0.00	0	0.00
e	Any Others(Specify)	0	0	0	0.00	0.00	0	0.00
	Sub Total(A)(2)	0	0	0	0.00	0.00	0	0.00
	Total Shareholding of Promoter and Promoter Group (A)=(A)(1)+(A)(2)	7	288203617	288203617	50.13	50.13	288203617	100.00
(B)	Public shareholding							
1	Institutions							
(a)	Mutual Funds/ UTI	1	5373	5373	0.00	0.00		
(b)	Financial Institutions Banks	7	1021007	1021007	0.18	0.18		
(c)	Central Government/ State Government(s)	0	0	0	0.00	0.00		
(d)	Venture Capital Funds	0	0	0	0.00	0.00		
(e)	Insurance Companies	0	0	0	0.00	0.00		
(f)	Foreign Institutional Investors	38	95949020	95949020	16.69	16.69		
(g)	Foreign Venture Capital Investors	0	0	0	0.00	0.00		
(h)	Any Other (Foreign Bodies corporate)	1	1591538	1591538	0.28	0.28		
	Sub-Total (B)(1)	47	98566938	98566938	17.15	17.15	NA	NA
B 2	Non-institutions							
(a)	Bodies Corporate	1253	32459653	32367335	5.65	5.65		
(b)	Individuals							
I	Individuals -i. Individual shareholders holding nominal share capital up to Rs 1 lakh	176273	98656150	96515643	17.16	17.16		
II	ii. Individual shareholders holding nominal share capital in excess of Rs. 1 lakh.	1443	46342570	45437216	8.06	8.06		
(c)								
(d)	Any Other (specify)							
(d-i)	NRI/ OCBS	1906	5613350	5471533	0.98	0.98		
(d-ii)	Trust	2	3000	3000	0.00	0.00		
(e)	Clearing Member	392	5034849	5034849	0.88	0.88		
	Sub-Total (B)(2)	181269	188109572	184829576	32.72	32.72	NA	NA
(B)	Total Public Shareholding (B)=(B)(1)+(B)(2)	181316	286676510	283396514	49.87	49.87	NA	NA
	TOTAL (A)+(B)	181323	574880127	571600131	100.00	100.00	288203617	50.13
(C)	Shares held by Custodians and against which Depository Receipts have been issued	0	0	0	0.00	0.00	NA	NA
(1)	Promoter and Promoter Group	0	0	0	0.00	0.00	NA	NA
(2)	Public	0	0	0	0.00	0.00	NA	NA
	GRAND TOTAL (A)+(B)+(C)	181323	574880127	571600131	100.00	100.00	288203617	50.13
Sr.No	Notes							
1	1. Name, number of shares held and percentage shareholding of entities/persons holding more than 1 percent and 5 percent of the shares of the company is annexed hereto.							
2	2. Total Foreign Shareholding is 10,31,53,908 shares representing 17.94%.							
3	3. There is no GDR and ADR holdings.							

For GUJARAT NRE COKE LIMITED



 Company Secretary

(1)(b) Statement showing holding of securities (including shares, warrants, convertible securities) of Persons belonging to the category "Promoter and Promoter Group"

Sr. No.	Name of the shareholder	Details of Shares held		Encumbered Shares (*)			Details of Warrants		Details of Convertible Security		Total Shares (incl. underlying shares assuming full conversion of convertible securities) as a % of diluted capital (XII)
		No. of shares held (III)	As a % of grand total (A+B+C) (IV)	Number (V)	As a percentage (VI=V/III*100)	As a % of Grand Total (A+B+C) (VII)	Number of Warrants held (VIII)	As a % of total number of warrants (IX)	Number of Convertible Securities held (X)	As a % of total number of convertible securities (XI)	
(1)											
1	Gujarat NRE Mineral Resources Ltd.	195205263	33.96	195205263	100.00	33.96	0	0.00	0	0.00	29.99
2	Arun Kumar Jagatramka	6889760	1.20	6889760	100.00	1.20	0	0.00	0	0.00	1.06
3	Arun Kumar Jagatramka, Trustee, Girdharilal Arun Kumar Family Trust	19805794	3.45	19805794	100.00	3.45	0	0.00			
4	Mona Jagatramka Trustee, Girdharilal Arun Kumar Family Trust	7750000	1.35	7750000	100.00	1.35	0	0.00			3.04
5	Mr Arun Kumar Jagatramka Trustee, G.I.J Family Trust	2697793	0.47	2697793	100.00	0.47	0	0.00	0	0.00	1.19
6	Mona Jagatramka	5855007	1.02	5855007	100.00	1.02	0	0.00	0	0.00	0.41
7	Russell Vale Traders Pvt Ltd	0	0.00	0	0.00	0.00	20800000	100.00	0	0.00	0.90
8	Mangal Crystal Coke Pvt Ltd	50000000	8.70	50000000	0.00	8.70	0	0.00	0	0.00	3.20
TOTAL		288203617	50.13	288203617	100.00	50.13	20800000	100	0	0	47.47

(*) The term "encumbrance" has the same meaning as assigned to it in regulation 28(3) of the SAST Regulations, 2011.

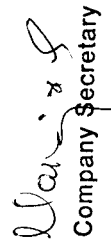
For GUJARAT NRE COKE LIMITED


Company Secretary

(D) (i) Statement showing holding of securities (including shares, warrants, convertible securities) of persons belonging to the category "Public" and holding more than 1% of the total number of shares

Sr. No.	Name of the shareholder	Number of shares held	Shares as a percentage of total number of shares {i.e., Grand Total (A)+(B)+(C) indicated in Statement at para (I)(a) above}	Details of Warrants		Details of convertible securities		Total Shares (including underlying shares assuming full conversion of warrants and convertible securities) as a % of diluted share capital
				Number of warrants held	As a % of total number of warrants of the same class	Number of convertible securities held	% w.r.t. total number of convertible securities of the same class	
1	HSBC GIF Mauritius Ltd	37317044	6.49					5.73
2	HSBC Bank (Mauritius) Ltd	17230000	3.00					2.65
3	The Master Trust Bank of Japan Ltd	7625775	1.33					1.17
4	VCM Ltd., Mauritius	9904793	1.72					1.52
5	Mr Bharat Jayantilal Patel	6371800	1.11					0.83
6	Mr Subodh Kumar Agrawal	35000	0.06			175000	2.32	0.17
7	Dr Mahendra Kumar Loyalka	35000	0.06			175000	2.32	0.17
8	Mr Murari Sananguly	0	0.00			175000	2.32	0.17
9	Mr P R Kannan	11000	0.02			94500	1.25	0.09
10	Mr Pawan Kumar Agrawal	11660	0.02			94500	1.25	0.09
11	Mr Sunil Kumar Maskara	4200	0.01			94500	1.25	0.09
12	Mr Dilbagh Rai Sabherwal	14500	0.03			87000	1.15	0.08
TOTAL		78560772	13.67	0	0.00	895500	11.88	12.21

For GUJARAT NRE COKE LIMITED


Company Secretary

(D)(ii) Statement showing holding of securities (including shares, warrants, convertible securities) of persons (together with belonging to PAC) belonging to the category "Public" and holding more than 5% of the total number of shares of the company

Sr. No.	Name of the shareholder	Number of shares held	Shares as a percentage of total number of shares {i.e., Grand Total (A)+(B)+(C) indicated in Statement at para (D)(a) above}	Details of Warrants		Details of convertible securities		Total Shares (including underlying shares assuming full conversion of warrants and convertible securities) as a of diluted share capital
				Number of warrants held	As a % of total number of warrants of the same class	Number of convertible securities held	% w.r.t. total number of convertible securities of the same class	
1	HSBC GIF Mauritius Ltd	37317044	6.49					5.73
TOTAL		37317044	6.49	0	0	0	0	5.73

For GUJARAT NRE COKE LIMITED

Manoj K S
Company Secretary

(1)(d) Statement showing details of locked-in shares

Sr. No.	Name of the shareholder	Number of locked-in shares	Category	Locked-in shares as a percentage of total number of shares {i.e., Grand Total (A)+(B)+(C) indicated in Statement at para (1)(a) above}
1	Bennett Coleman & Co. Ltd	4000000	Non-Promoter	0.70
2	Mangal Crystal Coke Private Ltd	50000000	Promoter	8.70
TOTAL		54000000		9.39


For GUJARAT NRE COKE LIMITED


Company Secretary

(II)(a) Statement showing details of Depository Receipts (DRs)

Sr. No.	Type of outstanding DR (ADRs, GDRs, SDRs, etc.)	Number of outstanding DRs	Number of shares underlying outstanding DRs	Shares underlying outstanding DRs as a percentage of total number of shares {i.e., Grand Total (A)+(B)+(C) indicated in Statement at para (I)(a) above}
1				0.00
2				0.00
3				0.00
4				0.00
5		NONE		0.00
6				0.00
7				0.00
8				0.00
9				0.00
TOTAL		0	0	0.00

For GUJARAT NRE COKE LIMITED


Company Secretary

