

(i)(a) Statement Showing Shareholding Pattern

Name of the Company
Class of Security
Scrip Code
Name of the Scrip

GUJARAT NRE COKE LIMITED
Equity Shares
512579
BSE - GUJNRE

As on 30th June 2014

NSE - GUJNRECOKE

Partly Paid up Shares	No of partly paid up shares	As a % of total no of partly paid up shares	As a % of total no of shares of the Company
Held by Promoter/Promoter Group	Nil	Nil	Nil
Held by Public	Nil	Nil	Nil
Total	Nil	Nil	Nil

Outstanding Convertible Securities (Foreign Currency Convertible Bonds)	No of Outstanding Securities	As a % of total no of outstanding convertible securities	As a % of total no of shares of the Company, assuming full conversion of convertible securities
FCCBs -			
Held by Promoter/Promoter Group	Nil	Nil	Nil
Held by Public	200	100	5.80
Total	200	100	5.80
Employee Stock Options			
Held by Promoter/Promoter Group	Nil	Nil	Nil
Held by Public	7228650	100	0.88
Total	7228650	100	0.88

Warrants	No of Warrants	As a % of total no of warrants	As a % of total no of shares of the Company, assuming full conversion of warrants
Held by Promoter/Promoter Group	147300000	100.00	17.90
Held by Public	0	0.00	0.00
Total	147300000	100	17.90

Total Paid up Capital of the Company, assuming full conversion of warrants & convertible securities	822834443
---	-----------

For GUJARAT NRE COKE LIMITED

Chief Commercial Officer

Statement Showing Shareholding Pattern

Name of the Company :		GUJARAT NRE COKE LIMITED						
Class of Security		Equity Shares						
Scrip Code :		512579		As on		30th June 2014		
Name of the Scrip		BSE - GUJNRE		NSE - GUJNRECOKE				
Category code	Category of Shareholder	Number of Shareholders	Total number of shares	Number of shares held in dematerialized form	Total shareholding as a percentage of total number of shares		Shares Pledged or otherwise Encumbered	
					As a percentage of(A+B) ¹	As a percentage of (A+B+C)	No. of shares	As a percentage
(I)	(II)	(III)	(IV)	(V)	(VI)	(VII)	(VIII)	(IX=VIII/IV *100)
(A)	Shareholding of Promoter and Promoter Group ²							
1	Indian							
(a)	Individuals/ Hindu Undivided Family/Trust	5	42998354	42998354	6.93	6.93	42998354	100.00
(b)	Central Government/ State Government(s)	0	0	0	0.00	0.00	0	0.00
(c)	Bodies Corporate	7	257605263	224105263	41.51	41.51	224105263	87.00
(d)	Financial Institutions/ Banks	0	0	0	0.00	0.00	0	0.00
(e)	Any Others(Specify)	0	0	0	0.00	0.00	0	0.00
	Sub Total(A)(1)	12	300603617	267103617	48.44	48.44	267103617	88.86
2	Foreign							
a	Individuals (Non-Residents Individuals/ Foreign Individuals)	0	0	0	0.00	0.00	0	0.00
b	Bodies Corporate	0	0	0	0.00	0.00	0	0.00
c	Institutions	0	0	0	0.00	0.00	0	0.00
d	Qualified Foreign Investors	0	0	0	0.00	0.00	0	0.00
e	Any Others(Specify)	0	0	0	0.00	0.00	0	0.00
	Sub Total(A)(2)	0	0	0	0.00	0.00	0	0.00
	Total Shareholding of Promoter and Promoter Group (A)=(A)(1)+(A)(2)	12	300603617	267103617	48.44	48.44	267103617	88.86
(B)	Public shareholding							
1	Institutions							
(a)	Mutual Funds/ UTI	1	4887	4887	0.00	0.00		
(b)	Financial Institutions / Banks	8	17828482	5667260	2.87	2.87		
(c)	Central Government/ State Government(s)	0	0	0	0.00	0.00		
(d)	Venture Capital Funds	0	0	0	0.00	0.00		
(e)	Insurance Companies	0	0	0	0.00	0.00		
(f)	Foreign Institutional Investors	34	88202014	88202014	14.21	14.21		
(g)	Foreign Venture Capital Investors	0	0	0	0.00	0.00		
(h)	Any Other (Foreign Bodies corporate)	1	1591538	1591538	0.26	0.26		
	Sub-Total (B)(1)	44	107626921	95465699	17.34	17.34	NA	NA
B 2	Non-institutions							
(a)	Bodies Corporate	1246	36288852	36196534	5.85	5.85		
(b)	Individuals							
i	Individuals -i. Individual shareholders holding nominal share capital up to Rs 1 lakh	179685	108843598	106727025	17.54	17.54		
ii	Individual shareholders holding nominal share capital in excess of Rs. 1 lakh.	1706	49106941	48201587	7.91	7.91		
(c)	Any Other (specify)							
(d-i)	NRI/ OCBs	1941	5995869	5854052	0.97	0.97		
(d-ii)	Trust	1	2000	2000	0.00	0.00		
(e)	Clearing Member	546	12073551	12073551	1.95	1.95		
	Sub-Total (B)(2)	185125	212310811	209054749	34.21	34.21	NA	NA
(B)	Total Public Shareholding (B)=(B)(1)+(B)(2)	185169	319937732	304520448	51.56	51.56	NA	NA
	TOTAL (A)+(B)	185181	620541349	571624065	100.00	100.00	267103617	43.04
(C)	Shares held by Custodians and against which Depository Receipts have been issued	0	0	0	0.00	0.00	NA	NA
(1)	Promoter and Promoter Group	0	0	0	0.00	0.00	NA	NA
(2)	Public	0	0	0	0.00	0.00	NA	NA
	GRAND TOTAL (A)+(B)+(C)	185181	620541349	571624065	100.00	100.00	267103617	43.04
Sr.No	Notes							
1	1. Name, number of shares held and percentage shareholding of entities/persons holding more than 1 percent and 5 percent of the shares of the company is annexed hereto.							
2	2. Total Foreign Shareholding is 9,57,89,421 shares representing 15.44%.							
3	3. There is no GDR and ADR holdings.							

For GUJARAT NRE COKE LIMITED

Chief Commercial Officer

(1)(b) Statement showing holding of securities (including shares, warrants, convertible securities) of Persons belonging to the category "Promoter and Promoter Group"

Sr. No.	Name of the shareholder	Details of Shares held		Encumbered Shares (*)			Details of Warrants		Details of Convertible Security		Total Shares (incl. underlying shares assuming full conversion of convertible securities) as a % of diluted capital (XII)
		No. of shares held	As a % of grand total (A+B+C)	Number	As a % of percentage (VI=V/III *100)	As a % of Grand Total (A+B+C)	Number of Warrants held	As a % total number of warrants	Number of Convertible Securities held	As a % of total number of convertible securities	
(I)	(II)	(III)	(IV)	(V)	(VI=V/III *100)	(VII)	(VIII)	(IX)	(X)	(XI)	(XII)
1	Gujarat NRE Mineral Resources Ltd.	174105263	28.06	174105263	100.00	28.06	0	0.00	0	0.00	21.16
2	Arun Kumar Jagatramka	6889760	1.11	6889760	100.00	1.11	0	0.00	0	0.00	0.84
3	Arun Kumar Jagatramka, Trustee, Girdharilal Arun Kumar Family Trust	19805794	3.19	19805794	100.00	3.19	0	0.00	0	0.00	
4	Mona Jagatramka Trustee, Girdharilal Arun Kumar Family Trust	7750000	1.25	7750000	100.00	1.25	0	0.00	0	0.00	2.41
5	Mr Arun Kumar Jagatramka Trustee, GLJ Family Trust	2697793	0.43	2697793	100.00	0.43	0	0.00	0	0.00	0.94
6	Mona Jagatramka	5855007	0.94	5855007	100.00	0.94	0	0.00	0	0.00	0.33
7	Wonga Traders Pvt Ltd	1680000	0.27	0	0.00	0.00	28320000	19.23	0	0.00	0.71
8	Mahanidhi Vyapaar Pvt Ltd	1620000	0.26	0	0.00	0.00	28380000	19.27	0	0.00	0.20
9	Khambhalia Traders Pvt Ltd	15100000	2.43	0	0.00	0.00	19900000	13.51	0	0.00	1.84
10	Bhachau Traders Pvt Ltd	3700000	0.60	0	0.00	0.00	26300000	17.85	0	0.00	0.45
11	Russell Vale Traders Pvt Ltd	11400000	1.84	0	0.00	0.00	44400000	30.14	0	0.00	1.39
12	Mangal Crystal Coke Pvt Ltd	50000000	8.06	50000000	0.00	8.06	0	0.00	0	0.00	6.08
TOTAL		300603617	48.44	267103617	88.86	43.04	147300000	100	0	0	36.53

(*) The term "encumbrance" has the same meaning as assigned to it in regulation 28(3) of the SAST Regulations, 2011.

For GUJARAT NRE COKE LIMITED

Chief Commercial Officer

(D) Statement showing holding of securities (including shares, warrants, convertible securities) of persons belonging to the category "Public" and holding more than 1% of the total number of shares

Sr. No.	Name of the shareholder	Number of shares held	Shares as a percentage of total number of shares {i.e., Grand Total (A)+(B)+(C) indicated in Statement at para (I)(a) above}	Details of Warrants		Details of convertible securities		Total Shares (including underlying shares assuming full conversion of warrants and convertible securities) as a % of diluted share capital
				Number of warrants held	As a % of total number of warrants of the same class	Number of convertible securities held	% w.r.t. total number of convertible securities of the same class	
1	HSBC GIF Mauritius Ltd	37317044	6.01	0	0.00	0	0.00	4.54
2	HSBC Bank (Mauritius) Ltd	17230000	2.78	0	0.00	0	0.00	2.09
3	ICICI Bank Ltd	12161222	1.96	0	0.00	0	0.00	1.48
4	The Master Trust Bank of Japan Ltd	7625775	1.23	0	0.00	0	0.00	0.93
5	VCM Ltd., Mauritius	7404793	1.19	0	0.00	0	0.00	0.90
6	Dr Mahendra Kumar Loyalka	35000	0.01	0	0.00	175000	2.42	0.00
7	Mr Murari Sananguly	0	0.00	0	0.00	175000	2.42	0.00
8	Mr P R Kannan	11000	0.00	0	0.00	94500	1.31	0.00
9	Mr Pawan Kumar Agrawal	11660	0.00	0	0.00	94500	1.31	0.00
10	Mr Sunil Kumar Maskara	4200	0.00	0	0.00	94500	1.31	0.00
11	Mr Dilbagh Rai Sabherwal	14500	0.00	0	0.00	87000	1.20	0.00
TOTAL		81815194	13.18	0	0.00	720500	9.97	9.94


For GUJARAT NRE COKE LIMITED

Chief Commercial Officer

(1)(i) Statement showing holding of securities (including shares, warrants, convertible securities) of persons (together with belonging to PAC) belonging to the category "Public" and holding more than 5% of the total number of shares of the company

Sr. No.	Name of the shareholder	Number of shares held	Shares as a percentage of total number of shares (i.e., Grand Total (A)+(B)+(C) indicated in Statement at para (1)(a) above}	Details of Warrants		Details of convertible securities		Total Shares (including underlying shares assuming full conversion of warrants and convertible securities) as a of diluted share capital
				Number of warrants held	As a % of total number of warrants of the same class	Number of convertible securities held	% w.r.t. total number of convertible securities of the same class	
1	HSBC GIF Mauritius Ltd	37317044	6.01	0	0.00	0	0.00	4.54
TOTAL		37317044	6.01	0	0	0	0	4.54

For GUJARAT NRE COKE LIMITED




Chief Commercial Officer

(I)(d) Statement showing details of locked-in shares

Sr. No.	Name of the shareholder	Number of locked-in shares	Category	Locked-in shares as a percentage of total number of shares {i.e., Grand Total (A)+(B)+(C) indicated in Statement at para (I)(a) above}
1	ICICI Bank Ltd	12161222	Non-Promoter	1.96
2	Wonga Traders Pvt Ltd	1680000	Promoter	0.27
3	Mahanidhi Vyapaar Pvt Ltd	1620000	Promoter	0.26
4	Khambhalia Traders Pvt Ltd	15100000	Promoter	2.43
5	Bhachau Traders Pvt Ltd	3700000	Promoter	0.60
6	Russell Vale Traders Pvt Ltd	11400000	Promoter	1.84
7	Mangal Crystal Coke Private Ltd	50000000	Promoter	8.06
TOTAL		95661222		15.42

For GUJARAT NRE COKE LIMITED

Chief Commercial Officer




(II)(a) Statement showing details of Depository Receipts (DRs)

Sr. No.	Type of outstanding DR (ADRs, GDRs, SDRs, etc.)	Number of outstanding DRs	Number of shares underlying outstanding DRs	Shares underlying outstanding DRs as a percentage of total number of shares {i.e., Grand Total (A)+(B)+(C) indicated in Statement at para (I)(a) above}
1				0.00
2				0.00
3				0.00
4				0.00
5		NONE		0.00
6				0.00
7				0.00
8				0.00
9				0.00
TOTAL		0	0	0.00

For GUJARAT NRE COKE LIMITED

Chief Commercial Officer



(II)(b) Statement showing Holding of Depository Receipts (DRs), where underlying shares are in excess of 1% of the total number of shares

Sr. No.	Name of the DR Holder	Type of outstanding DR (ADRs, GDRs, SDRs, etc.)	Number of shares underlying outstanding DRs	Shares underlying outstanding DRs as a percentage of total number of shares {i.e., Grand Total (A)+(B)+(C) indicated in Statement at para (I)(a) above}
1				0.00
2				0.00
3				0.00
4				0.00
5				0.00
6		NONE		0.00
7				0.00
8				0.00
9				0.00
				0.00
			0	0.00
TOTAL				

For GUJARAT NRE COKE LIMITED

Chief Commercial Officer

