



Introductory sub-table (I)(a)

<b>Name of the Company: GUJARAT FOILS LIMITED</b>			
<b>Scrip Code, Name of the scrip, class of security: BSE - 531410 : Equity Shares</b>			
<b>Quarter ended: 30.09.2014</b>			
<b>Partly paid-up shares:-</b>	<b>No. of partly paid-up shares</b>	<b>As a % of total no. of partly paid-up shares</b>	<b>As a % of total no. of shares of the company</b>
Held by promoter/promoter group		0	#VALUE!
Held by public	0	0	0
<b>Total - D</b>	<b>0</b>	<b>0</b>	<b>0</b>
<b>Outstanding convertible securities:-</b>	<b>No. of outstanding securities</b>	<b>As a % of total no. of outstanding convertible securities</b>	<b>As a % of total no. of shares of the company, assuming full conversion of the convertible securities</b>
Held by promoter/promoter group	0	0	0
Held by public	0	0	0
<b>Total - E</b>	<b>0</b>	<b>0</b>	<b>0</b>
<b>Warrants:-</b>	<b>No. of warrants</b>	<b>As a % of total no. of warrants</b>	<b>As a % of total no. of shares of the company, assuming full conversion of warrants</b>
Held by promoter/promoter group	0	0	0
Held by public	0	0	0
<b>Total - F</b>	<b>0</b>	<b>0</b>	<b>0</b>
<b>Total paid-up capital of the company, assuming full conversion of warrants and convertible securities (Grand Total (A+B+C)+ D+E+F)</b>	<b>8201810</b>		<b>100</b>



Statement Showing Shareholding Pattern								
Category code	Category of Shareholder	Number of Shareholders	Table (I)(a)		Gujarat Foils Ltd. 30.09.2014			
			Total number of shares	Number of shares held in dematerialized form	Total shareholding as a percentage of total number of shares		Shares Pledged or otherwise encumbered	
					As a percentage of(A+B) <sup>1</sup>	As a percentage of (A+B+C)	Number of shares	As a percentage
(I)	(II)	(III)	(IV)	(V)	(VI)	(VII)	(VIII)	(IX)= (VIII)/(IV)*100
(A)	Shareholding of Promoter and Promoter Group <sup>2</sup>							
1	Indian							
(a)	Individuals/ Hindu Undivided Family	6	4041201	4041201	49.27	49.27	1214000	30.04
(b)	Central Government/ State Government(s)	0	0	0	0.00	0.00	0	0.00
(c)	Bodies Corporate	1	792876	792876	9.67	9.67	0	0.00
(d)	Financial Institutions/ Banks	0	0	0	0.00	0.00	0	0.00
(e)	Any Others(Specify)	0	0	0	0.00	0.00	0	0.00
(e-i)		0	0	0	0.00	0.00	0	0.00
(e-ii)		0	0	0	0.00	0.00	0	0.00
	Sub Total(A)(1)	7	4834077	4834077	58.94	58.94	1214000	25.11
2	Foreign							
a	Individuals (Non-Residents Individuals/ Foreign Individuals)	0	0	0	0.00	0.00	0	0.00
b	Bodies Corporate	0	0	0	0.00	0.00	0	0.00
c	Institutions	0	0	0	0.00	0.00	0	0.00
d	Any Others(Specify)	0	0	0	0.00	0.00	0	0.00
d-i		0	0	0	0.00	0.00	0	0.00
d-ii		0	0	0	0.00	0.00	0	0.00
	Sub Total(A)(2)	0	0	0	0.00	0.00	0	0.00
	Total Shareholding of Promoter and Promoter Group (A)= (A)(1)+(A)(2)	7	4834077	4834077	58.94	58.94	1214000	25.11
(B)	Public shareholding							
1	Institutions							
(a)	Mutual Funds/ UTI	0	0	0	0.00	0.00	0	0
(b)	Financial Institutions / Banks	0	0	0	0.00	0.00	0	0
(c)	Central Government/ State Government(s)	0	0	0	0.00	0.00	0	0
(d)	Venture Capital Funds	0	0	0	0.00	0.00	0	0
(e)	Insurance Companies	0	0	0	0.00	0.00	0	0
(f)	Foreign Institutional Investors	0	0	0	0.00	0.00	0	0
(g)	Foreign Venture Capital Investors	0	0	0	0.00	0.00	0	0
(h)	Any Other (specify)	0	0	0	0.00	0.00	0	0
(h-i)		0	0	0	0.00	0.00	0	0
(h-ii)		0	0	0	0.00	0.00	0	0
	Sub-Total (B)(1)	0	0	0	0.00	0.00	0	0
B 2	Non-institutions							
(a)	Bodies Corporate	107	490699	490699	5.98	5.98	0	0.00
(b)	Individuals							
1	Individuals -i. Individual shareholders holding nominal share capital up to Rs 1 lakh	2149	1261111	1107036	15.38	15.38	0	0.00



Handwritten signature or initials.

ii	Individual shareholders holding nominal share capital in excess of Rs. 1 lakh.	27	1496459	1402359	18.25	18.25	0	0.00
(c)	Any Other (specify)							
(c-i)	Clearing Member	58	102258	102258	1.25	1.25	0	0.00
(c-ii)	Non Resident Indians ( Repat)	23	15630	15630	0.19	0.19	0	0.00
	Non Resident Indians (Non Repat)	7	1576	1576	0.02	0.02	0	0.00
	Sub-Total (B)(2)	2371	3367733	3119558	41.06	41.06	0	0
(B)	Total Public Shareholding (B)= (B)(1)+(B)(2)	2371	3367733	3119558	41.06	41.06	0	0.00
	TOTAL (A)+(B)	2378	8201810	7953635	100.00	100.00	0	0.00
(C)	Shares held by Custodians and against which Depository Receipts have been issued							
1	Promoter and Promoter Group	0.00	0.00	0.00	0.00	0.00	0.00	0.00
2	Public	0.00	0.00	0.00	0.00	0.00	0.00	0.00
	Sub-Total (C)	0.00	0.00	0.00	0.00	0.00	0.00	0.00
	GRAND TOTAL (A)+(B)+(C)	2378.00	8201810	7953635		100.00	1214000	14.80



7

(1)(b) Statement showing Shareholding of persons belonging to the category  
"Promoter and Promoter Group"


Gujarat Foils Ltd. 30.09.2014

Sr. No. (I)	Name of the shareholder (II)	Details of Shares held		Encumbered shares (*)			Details of warrants		Details of convertible securities		Total shares (including underlying shares assuming full conversion of warrants and convertible securities) as a % of diluted share capital (XII)
		No. of Shares held (III)	As a % of grand total (A) + (B) + (C) (IV)	No. (V)	As a percentage (VI) = (V) / (III) * 100	As a % of grand total (A) + (B) + (C) of sub-clause (IXa) (VII)	Number of warrants held (VIII)	As a % total number of warrants of the same class (IX)	Number of convertible securities held (X)	As a % total number of convertible securities of the same class (XI)	
1	Akshata Realtors Pvt Ltd	792,876	9.67	-	-	-	0	0	0	0	0
2	Abhay Narendra Lodha	3,047,104	37.15	1,034,000	33.93	12.61	0	0	0	0	0
3	Ashwin Narendra Lodha	703,959	8.58	180,000	25.57	2.19	0	0	0	0	0
4	Sheela Abhay Lodha	94,388	1.15	-	-	-	0	0	0	0	0
5	Prasanna Champalal Lodha	65,224	0.80	-	-	-	0	0	0	0	0
6	Surendra Champalal Lodha	65,263	0.80	-	-	-	0	0	0	0	0
7	Rajesh Kumar Jain	65,263	0.80	-	-	-	0	0	0	0	0
	<b>TOTAL</b>	<b>4,834,077</b>	<b>58.94</b>	<b>1,214,000</b>	<b>25.11</b>	<b>14.80</b>	<b>0</b>	<b>0</b>	<b>0</b>	<b>0</b>	<b>0</b>




(I)(c) Statement showing Shareholding of persons belonging to the category  
 (i) holding more than 1% of the total no. of shares of the Company

Sr. No.	Name of the shareholder	Number of shares held	Shares as a percentage of total number of shares {i.e., Grand Total (A)+(B)+(C) indicated in Statement at para (1)(a)}	Details of warrants		Details of convertible securities		Total shares (including underlying shares assuming full conversion of warrants and convertible securities) as a % of diluted share capital
				Number of warrants held	As a % of total number of warrants of the same class	Number of convertible securities held	% w.r.t total number of convertible securities of the same class	
1	Parmod Jain	827813	10.09	0	0	0	0	0
2	Asuti Trading Private Limited	99500	1.21	0	0	0	0	0
3	Atul Dinkerray Raval	91300	1.11	0	0	0	0	0
<b>TOTAL</b>		<b>1018613</b>	<b>12.42</b>	<b>0</b>	<b>0</b>	<b>0</b>	<b>0</b>	<b>0</b>



- (I) Statement showing holding of securities (including shares, warrants, convertible securities) of person together with  
 (c) PAC) belonging to the category "Public" and holding more than 5% of the total number of shares of the company  
 (ii)

Sr. No.	Name(s) of the shareholder(s) and the Persons Acting in Concert (PAC) with them	Number of shares	Shares as a percentage of total number of shares {i.e., Grand Total (A)+(B)+(C) indicated in Statement at para (I)(a) above}	Details of warrants		Details of convertible securities		Total shares (including underlying shares assuming full conversion of warrants and convertible securities) as a % of diluted share capital
				Number of warrants	As a % total number of warrants of the same class	Number of convertible securities held	% w.r.t total number of convertible securities of the same class	
1	Parmod Jain	827813	10.09	0	0	0	0	0
	<b>TOTAL</b>	<b>827813</b>	<b>10.09</b>	<b>0</b>	<b>0</b>	<b>0</b>	<b>0</b>	<b>0</b>



Handwritten signature or initials.

Gujarat Foils Ltd. 30.09.2014

**(I)(d) Statement showing details of locked-in shares**

Sr. No.	Name of the shareholder	Number of locked-in shares	Locked-in shares as a percentage of total number of shares {i.e., Grand Total (A)+(B)+(C) indicated in Statement at para (I)(a) above}
1	Not Applicable	0	0.00
2	Not Applicable	0	0.00
3	Not Applicable	0	0.00
<b>TOTAL</b>		<b>0</b>	<b>0.00</b>



Handwritten mark or signature.

(II)(a) Statement showing details of Depository Receipts (DRs)

Sr. No.	Type of outstanding DR (ADRs, GDRs, SDRs, etc.)	Number of outstanding DRs	Number of shares underlying outstanding DRs	Shares underlying outstanding DRs as a percentage of total number of shares {i.e., Grand Total (A)+(B)+(C) indicated in Statement at para (I)(a) above}
1	Not Applicable	0	0	0.00
2	Not Applicable	0	0	0.00
<b>TOTAL</b>		0	0	0.00



A handwritten mark, possibly initials or a signature, located to the right of the stamp.

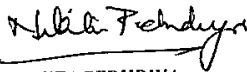


(II)(b) Statement showing holding of Depository Receipts (DRs), where underlying shares held by "promoter/promoter group" are in excess of 1% of the total number of shares

Gujarat Foils Ltd. 30.09.2014

Sr. No.	Name of the DR Holder	Type of outstanding DR (ADRs, GDRs, SDRs, etc.)	Number of shares underlying outstanding DRs	Shares underlying outstanding DRs as a percentage of total number of shares {i.e., Grand Total (A)+(B)+(C) indicated in Statement at para (I)(a) above}
1	Not Applicable	0	0	0.00
2	Not Applicable	0	0	0.00
TOTAL		0	0	0.00

FOR GUJARAT FOILS LIMITED



NIKITA PEDHDIYA  
COMPANY SECRETARY

