


## GUJARAT APOLLO INDUSTRIES LIMITED



"Parishram", Cellar, 5-B, Rashmi Society, Near Mithakhali Circle, Navrangpura, Ahmedabad - 380 009. Gujarat, India  
Tel. +91-79-2644 4597/98, 2656 4705 • www.apollo.co.in

| UNAUDITED FINANCIAL RESULTS (PROVISIONAL) FOR THE QUARTER ENDED 31ST DECEMBER, 2014 |  |                 |                          |   |   |  |                     |
|---|--|-----------------|--------------------------|---|---|--|---------------------|
| (Rs. in Lacs unless and otherwise stated)   |  |                 |                          |   |   |  |                     |
| Sr. No.   | Particulars  | 3 Months ended  | Preceding 3 months ended | Corresponding 3 Months ended in the previous year | Year to date figures for current period ended | Year to date figures for previous period ended | Previous year ended |
|   |  | 31.12.14        | 30.09.14                 | 31.12.13  | 31.12.2014                                    | 31.12.13                                       | 31.03.2014          |
|   |  | Unaudited       | Unaudited                | Unaudited   | Unaudited                                     | unaudited                                      | Audited             |
| 1   | (a) Net Sales/Income from Operations   | 1,844.43        | 1,683.06                 | 1,058.75  | 4,712.06                                      | 2,962.21                                       | 4,712.36            |
|   | (b) Other Operating Income   | 93.98           | 71.01                    | 13.83   | 184.91  | 40.97  | 42.07               |
|   | <b>Income</b>  | <b>1,938.41</b> | <b>1,754.07</b>          | <b>1,072.58</b>                                   | <b>4,896.97</b>                               | <b>3,003.18</b>                                | <b>4,754.43</b>     |
| 2   | <b>Expenditure</b>   |                 |                          |   |   |  |                     |
|   | a. Increase/Decrease in stock in trade and work in progress                    | -93.58          | 199.28                   | 312.99  | -36.88  | -94.97   | 583.38              |
|   | b. Consumption of raw materials  | 1,588.53        | 1,126.75                 | 597.67  | 3,889.67                                      | 2,390.35                                       | 2,955.77            |
|   | c. Purchase of traded goods  | -               | -                        | -   | -   | -  | -                   |
|   | d. Employees cost  | 135.89          | 128.64                   | 110.72  | 356.41  | 264.37   | 378.91              |
|   | e. Depreciation  | 50.19           | 47.65                    | 32.32   | 130.56  | 121.92   | 147.05              |
|   | f. Other expenditure   | 340.06          | 358.15                   | 313.81  | 959.00  | 714.25   | 1,883.60            |
|   | <b>Total</b>   | <b>2,021.09</b> | <b>1,860.47</b>          | <b>1,367.51</b>                                   | <b>5,298.76</b>                               | <b>3,395.92</b>                                | <b>5,948.71</b>     |
| 3   | Profit from Operations before Other Income, Interest & Exceptional Items (1-2) | -82.68          | -106.39                  | -294.93   | -401.79                                       | -392.74  | -1,194.28           |
| 4   | Other Income   | 374.51          | 540.86                   | 266.64  | 1,284.79                                      | 905.43   | 1,240.67            |
| 5   | Profit before interest & Exceptional Items (3+4)                               | 291.83          | 434.47                   | -28.29  | 883.00  | 512.69   | 46.39               |
| 6   | Finance cost   | 280.35          | 248.79                   | 154.86  | 734.85  | 242.68   | 381.29              |
| 7   | Profit after Interest but before Exceptional items (5-6)                       | 11.48           | 185.68                   | -183.15   | 148.15  | 270.01   | -334.90             |
| 8   | Exceptional Items  | -               | -                        | -   | -   | -  | -                   |
| 9   | Profit(+)/ Loss (-) from Ordinary Activities before tax (7+8)                  | 11.48           | 185.68                   | -183.15   | 148.15  | 270.01   | -334.90             |
| 10  | Tax expense  | -               | -                        | -   | -   | 100.00   | -251.08             |
| 11  | Net Profit (+) / Loss (-) from Ordinary Activities after tax (9-10)            | 11.48           | 185.68                   | -183.15   | 148.15  | 170.01   | -83.82              |
| 12  | Extraordinary Item [Net off tax]   | -               | -                        | -   | -   | 12,815.00                                      | 13,680.35           |
| 13  | Net profit (+)/Loss (-)for the period (11-12)                                  | 11.48           | 185.68                   | -183.15   | 148.15  | 12,985.01                                      | 13,596.53           |
| 14  | Paid-up equity share capital (Face Value - Rs.10/- per share)                  | 1,515.53        | 1,515.53                 | 1,657.50  | 1,515.53                                      | 1,657.50                                       | 1,594.06            |
| 15  | Reserve excluding Revaluation Reserves   | -               | -                        | -   | -   | -  | 27,683.63           |
| 16  | <b>Earnings Per Share (EPS)</b>  |                 |                          |   |   |  |                     |
|   | (a) Basic and diluted EPS before Extraordinary items.                          |                 |                          |   |   |  |                     |
|   | Basic  | 0.08            | 1.23                     | -1.10   | 0.98  | 1.03   | -0.53               |
|   | Diluted  | 0.08            | 1.23                     | -1.10   | 0.98  | 1.03   | -0.50               |
|   | (b) Basic and diluted EPS after Extraordinary items.                           |                 |                          |   |   |  |                     |
|   | Basic  | 0.08            | 1.23                     | -1.10   | 0.98  | 78.34  | 85.29               |
|   | Diluted  | 0.08            | 1.23                     | -1.10   | 0.98  | 78.34  | 82.25               |



## GUJARAT APOLLO INDUSTRIES LIMITED

"Parishram", Cellar, 5-B, Rashmi Society, Near Mithakhali Circle, Navrangpura, Ahmedabad - 380 009. Gujarat, India  
Tel : +91-79-2644 4597/98, 2656 4705 • www.apollo.co.in

| A PARTICULARS OF SHARE HOLDING   |           |   |           |   |           |         |  |
|--|-----------|---|-----------|---|-----------|---------|--|
| <b>1 Public shareholding</b>   |           |   |           |   |           |         |  |
| Number of shares   | 8,113,884 | 6685035   | 8,113,884 | 8,113,884   | 8,113,884 | 7470329 |  |
| Percentage of shareholding   | 48.95     | 44.11   | 48.95     | 48.95   | 48.95     | 46.86   |  |
| <b>2 Promoters and promoter group Shareholding**</b>   |           |   |           |   |           |         |  |
| <b>a) Pledged/Encumbered</b>   |           |   |           |   |           |         |  |
| .-Number of Shares   | 0         | 0   | 0         | 0   | 0         | 0       |  |
| ._Percentage of shares (as a % of total shares)  | 0         | 0   | 0         | 0   | 0         | 0       |  |
| ._Percentage of shares (as a % of promoter group shares)   | 0         | 0   | 0         | 0   | 0         | 0       |  |
| <b>b) Non-encumbered</b>   |           |   |           |   |           |         |  |
| .-Number of Shares   | 8461116   | 8470292   | 8461116   | 8461116   | 8461116   | 8470292 |  |
| ._Percentage of shares (as a % of total shares)  | 100.00    | 100   | 100.00    | 100.00  | 100.00    | 100     |  |
| ._Percentage of shares (as a % of promoter group shares)   | 51.05     | 55.89   | 51.05     | 51.05   | 51.05     | 53.14   |  |
| <b>B Investor Complaints</b>   |           |   |           |   |           |         |  |
| Pending at beginning of the quarter  | 1         |   |           |   |           |         |  |
| Received during the quarter  | 1         |   |           |   |           |         |  |
| Disposed during the quarter  | 2         |   |           |   |           |         |  |
| Remaining unresolved at the end of the quarter   | 0         |   |           |   |           |         |  |
| <b>Notes:</b>  |           |   |           |   |           |         |  |
| 1 The above Results were reviewed by the Audit Committee and were approved by the Board of Directors at its meeting held on 14th February, 2015  |           |   |           |   |           |         |  |
| 2 The previous Period's figure have been regrouped / rearranged wherever considered necessary.   |           |   |           |   |           |         |  |
| 3 The Company operates in a single segment and is in the business of manufacture and sale of construction and mining machineries and spare parts thereof.  |           |   |           |   |           |         |  |
| 4 The limited review of the above unaudited results as required under clause 41 of the listing agreement has been carried out by the statutory auditors.   |           |   |           |   |           |         |  |
| 5 During the quarter ended 31st December, 2014 the company has considered the useful life of the assets on the basis of the estimates made in the earlier years and have continued to provide depreciation for the current year as per the rates and methods adopted in the previous accounting years. |           |   |           |   |           |         |  |
| Place : Ahmedabad  |           |  |           | For Gujarat Apollo Industries Ltd.  |           |         |  |
| Date : 14th February, 2015   |           |   |           | <br>Asit Patel [DIN:06693332]<br>Managing Director |           |         |  |



**LIMITED REVIEW REPORT FOR THE UNAUDITED FINANCIAL RESULT OF M/S. GUJARAT APOLLO INDUSTRIES LIMITED FOR THE PERIOD ENDED 31<sup>ST</sup> DECEMBER 2014.**

1. We have reviewed the accompanying statement of Unaudited financial results of Gujarat Apollo Industries Limited, for the period ended 31<sup>st</sup> December, 2014, except for the disclosures regarding 'Public Shareholding' and 'Promoter and Promoter Group Shareholding' which have been traced from disclosures made by the management and have not been audited by us. This statement is the responsibility of the Company's Management and has been approved by the Board of Directors/ Committee of Board of Directors. Our responsibility is to issue a report on these financial statements based on our review.
2. We conducted our review in accordance with the Standard on Review Engagement (SRE) 2410, "Review of Interim Financial Information performed by Independent Auditor of the Entity" issued by the Institute of Chartered Accountants of India. This standard requires that we plan and perform the review to obtain moderate assurance as to whether the financial statements are free of material misstatement. A review is limited primarily to inquiries of company personnel and analytical procedures applied to financial data and thus provide less assurance than an audit. We have not performed an audit and accordingly, we do not express an audit opinion.
3. Based on our review conducted as above, nothing has come to our attention that causes us to believe that the accompanying statement of Unaudited financial results prepared in accordance with applicable Accounting Standards notified under the Companies Act, 1956 (which continues to be applicable in respect of section 133 of Companies Act, 2013 in terms of General Circular 15/2013 dated 13 September 2013 of Ministry of Corporate Affairs) and other recognized accounting practices and policies has not disclosed the information required to be disclosed in terms of Clause 41 of the Listing Agreement including the manner in which it is to be disclosed, or that it contains any material misstatement.

For DJNV & Co.  
Chartered Accountants  
FRN : 115145W

*Vasant Patel*

CA Vasant Patel  
Membership No. 044612



Place: Ahmedabad  
Date: 14<sup>th</sup> February 2015