

Introductory sub-table (I)(a)

| | | | |
|--|--------------------------------------|--|---|
| Name of the Company: GREENPLY INDUSTRIES LIMITED | | | |
| BSE Scrip Code:526797 & NSE Symbol - GREENPLY, Class of Security: Equity Shares of Rs.5/- each. | | | |
| Quarter ended: 31.12.2014 | | | |
| Partly paid-up shares:- | | | |
| | No. of partly paid-up shares | As a % of total no. of partly paid-up shares | As a % of total no. of shares of the company |
| Held by promoter/promoter group | NIL | NIL | NIL |
| Held by public | NIL | NIL | NIL |
| Total | NIL | NIL | NIL |
| Outstanding convertible securities:- | | | |
| | No. of outstanding securities | As a % of total no. of outstanding convertible securities | As a % of total no. of shares of the company, assuming full conversion of the convertible securities |
| Held by promoter/promoter group | NIL | NIL | NIL |
| Held by public | NIL | NIL | NIL |
| Total | NIL | NIL | NIL |
| Warrants:- | | | |
| | No. of warrants | As a % of total no. of warrants | As a % of total no. of shares of the company, assuming full conversion of warrants |
| Held by promoter/promoter group | NIL | NIL | NIL |
| Held by public | NIL | NIL | NIL |
| Total | NIL | NIL | NIL |
| Total paid-up capital of the company, assuming full conversion of warrants and convertible securities | | | 24136374 |


For Greenply Industries Ltd.



Kaushal Kr. Agarwal
Company Secretary &
Vice President-Legal

| Statement Showing Shareholding Pattern | | | | | | | | |
|--|---|------------------------|------------------------|--|--|----------------------------|--|------------------------|
| Category code | Category of Shareholder | Number of Shareholders | Table I(a) | | Total shareholding as a percentage of total number of shares | | Shares Pledged or otherwise encumbered | |
| | | | Total number of shares | Number of shares held in dematerialized form | As a percentage of(A+B) | As a percentage of (A+B+C) | Number of shares | As a percentage |
| | | | (IV) | (V) | (VI) | (VII) | (VIII) | (IX) = (VIII)/(IV)*100 |
| (A) | Shareholding of Promoter and Promoter Group | | | | | | | |
| 1 | Indian | | | | | | | |
| (a) | Individuals/ Hindu Undivided Family | 13 | 4318636 | 4318636 | 17.89 | 17.89 | 0 | 0.00 |
| (b) | Central Government/ State Government(s) | 0 | 0 | 0 | 0.00 | 0.00 | 0 | 0.00 |
| (c) | Bodies Corporate | 4 | 8956364 | 8956364 | 37.11 | 37.11 | 0 | 0.00 |
| (d) | Financial Institutions/ Banks | 0 | 0 | 0 | 0.00 | 0.00 | 0 | 0.00 |
| (e) | Any Others(Specify) | 0 | 0 | 0 | 0.00 | 0.00 | 0 | 0.00 |
| | Sub Total(A)(1) | 17 | 13275000 | 13275000 | 55.00 | 55.00 | 0 | 0.00 |
| 2 | Foreign | | | | | | | |
| a | Individuals (Non-Residents Individuals/ Foreign Individuals) | 0 | 0 | 0 | 0.00 | 0.00 | 0 | 0.00 |
| b | Bodies Corporate | 0 | 0 | 0 | 0.00 | 0.00 | 0 | 0.00 |
| c | Institutions | 0 | 0 | 0 | 0.00 | 0.00 | 0 | 0.00 |
| d | Qualified Foreign Investor | 0 | 0 | 0 | 0.00 | 0.00 | 0 | 0.00 |
| e | Any Others(Specify) | 0 | 0 | 0 | 0.00 | 0.00 | 0 | 0.00 |
| | Sub Total(A)(2) | 0 | 0 | 0 | 0.00 | 0.00 | 0 | 0.00 |
| | Total Shareholding of Promoter and Promoter Group (A) = (A)(1)+(A)(2) | 17 | 13275000 | 13275000 | 55.00 | 55.00 | 0 | 0.00 |
| (B) | Public shareholding | | | | | | NA | NA |
| 1 | Institutions | | | | | | | |
| (a) | Mutual Funds/ UTI | 4 | 1913642 | 1913642 | 7.93 | 7.93 | | |
| (b) | Financial Institutions / Banks | 0 | 0 | 0 | 0.00 | 0.00 | | |
| (c) | Central Government/ State Government(s) | 0 | 0 | 0 | 0.00 | 0.00 | | |
| (d) | Venture Capital Funds | 0 | 0 | 0 | 0.00 | 0.00 | | |
| (e) | Insurance Companies | 0 | 0 | 0 | 0.00 | 0.00 | | |
| (f) | Foreign Institutional Investors | 14 | 3689799 | 3689799 | 15.29 | 15.29 | | |
| (g) | Foreign Venture Capital Investors | 0 | 0 | 0 | 0.00 | 0.00 | | |
| (h) | Qualified Foreign Investor | 0 | 0 | 0 | 0.00 | 0.00 | | |
| (i) | Any Other (specify) | 0 | 0 | 0 | 0.00 | 0.00 | | |
| | Sub-Total (B)(1) | 18 | 5603441 | 5603441 | 23.22 | 23.22 | | |
| B 2 | Non-institutions | | | | | | | |
| (a) | Bodies Corporate | 250 | 504179 | 499379 | 2.09 | 2.09 | | |
| (b) | Individuals | | | | | | | |
| i | Individual shareholders holding nominal share capital up to Rs 1 lakh | 3830 | 767472 | 737345 | 3.18 | 3.18 | | |
| ii | Individual shareholders holding nominal share capital in excess of Rs. 1 lakh. | 13 | 3933417 | 3933417 | 16.30 | 16.30 | | |
| (c) | Qualified Foreign Investor | 0 | 0 | 0 | 0.00 | 0.00 | | |
| (d) | Any Other (specify) | | | | 0.00 | 0.00 | | |
| (d-i) | NRI | 88 | 48049 | 48049 | 0.20 | 0.20 | | |
| (d-ii) | FCB | 0 | 0 | 0 | 0.00 | 0.00 | | |
| (d-iii) | Clearing Members | 41 | 1230 | 1230 | 0.01 | 0.01 | | |
| (d-iv) | Trust | 2 | 3586 | 3586 | 0.01 | 0.01 | | |
| | Sub-Total (B)(2) | 4224 | 5257933 | 5223006 | 21.78 | 21.78 | | |
| (B) | Total Public Shareholding (B) = (B)(1)+(B)(2) | 4242 | 10861374 | 10826447 | 45.00 | 45.00 | | |
| | TOTAL (A)+(B) | 4259 | 24136374 | 24101447 | 100.00 | 100.00 | | |
| (C) | Shares held by Custodians and against which Depository Receipts have been issued | | | | | | | |
| 1 | Promoter and Promoter Group | 0 | 0 | 0 | NA | 0.00 | NA | NA |
| 2 | Public | 0 | 0 | 0 | NA | 0.00 | NA | NA |
| | Sub-Total (C) | 0 | 0 | 0 | NA | 0.00 | NA | NA |
| | GRAND TOTAL (A)+(B)+(C) | 4259 | 24136374 | 24101447 | NA | 100.00 | | |

For Greenply Industries Ltd.




Kaushal Kr. Agarwal
Company Secretary &
Vice President - Legal

(1)(b) Statement showing holding of securities (including shares, warrants, convertible securities) of persons belonging to the category "Promoter and Promoter Group"

| Sr. No. | Name of the shareholder | Details of Shares held | | Encumbered shares (*) | | | Details of warrants | | Details of convertible securities | | Total shares (including underlying shares assuming full conversion of warrants and convertible securities) as a % of diluted share capital |
|---------|---|------------------------|-----------------------------------|-----------------------|-------------------|---|-------------------------|---|---------------------------------------|---|--|
| | | Number of shares held | As a % of grand total (A)+(B)+(C) | No. | As a percentage | As a % of grand total (A)+(B)+(C) of sub-class (I)(a) | Number of warrants held | As a % total number of warrants of the same class | Number of convertible securities held | As a % total number of convertible securities of the same class | |
| (i) | (ii) | (iii) | (iv) | (v) | (vi)=(v)/(ii)*100 | (vii) | (viii) | (ix) | (x) | (xi) | (xii) |
| 1 | RAJESH MITTAL ON BEHALF OF RAJESH MITTAL HUF | 150000 | 0.62 | 0 | 0.00 | 0.00 | 0 | 0.00 | 0 | 0.00 | 0.00 |
| 2 | RAJESH MITTAL | 533180 | 2.21 | 0 | 0.00 | 0.00 | 0 | 0.00 | 0 | 0.00 | 0.00 |
| 3 | SAURABH MITTAL | 159000 | 0.66 | 0 | 0.00 | 0.00 | 0 | 0.00 | 0 | 0.00 | 0.00 |
| 4 | SAURABH MITTAL ON BEHALF OF TRADE COMBINES, PARTNERSHIP FIRM | 696457 | 2.89 | 0 | 0.00 | 0.00 | 0 | 0.00 | 0 | 0.00 | 0.00 |
| 5 | SHOBHAN MITTAL | 472400 | 1.96 | 0 | 0.00 | 0.00 | 0 | 0.00 | 0 | 0.00 | 0.00 |
| 6 | SHOBHAN MITTAL ON BEHALF OF TRADE COMBINES, PARTNERSHIP FIRM | 928609 | 3.85 | 0 | 0.00 | 0.00 | 0 | 0.00 | 0 | 0.00 | 0.00 |
| 7 | SHIV PRAKASH MITTAL | 506000 | 2.10 | 0 | 0.00 | 0.00 | 0 | 0.00 | 0 | 0.00 | 0.00 |
| 8 | SHIV PRAKASH MITTAL ON BEHALF OF SHIV PRAKASH MITTAL HUF | 178000 | 0.74 | 0 | 0.00 | 0.00 | 0 | 0.00 | 0 | 0.00 | 0.00 |
| 9 | SHIV PRAKASH MITTAL ON BEHALF OF TRADE COMBINES, PARTNERSHIP FIRM | 485410 | 2.01 | 0 | 0.00 | 0.00 | 0 | 0.00 | 0 | 0.00 | 0.00 |
| 10 | SANDHYA MITTAL | 18000 | 0.07 | 0 | 0.00 | 0.00 | 0 | 0.00 | 0 | 0.00 | 0.00 |
| 11 | SANTOSH MITTAL | 55180 | 0.23 | 0 | 0.00 | 0.00 | 0 | 0.00 | 0 | 0.00 | 0.00 |
| 12 | KARUNA MITTAL | 136000 | 0.56 | 0 | 0.00 | 0.00 | 0 | 0.00 | 0 | 0.00 | 0.00 |
| 13 | PARUL MITTAL | 400 | 0.00 | 0 | 0.00 | 0.00 | 0 | 0.00 | 0 | 0.00 | 0.00 |
| 14 | GREENPLY LEASING & FINANCE PVT LTD | 2714731 | 11.25 | 0 | 0.00 | 0.00 | 0 | 0.00 | 0 | 0.00 | 0.00 |
| 15 | PRIME HOLDINGS PVT. LTD. | 2408560 | 9.98 | 0 | 0.00 | 0.00 | 0 | 0.00 | 0 | 0.00 | 0.00 |
| 16 | S. M. MANAGEMENT PVT. LTD. | 3543462 | 14.68 | 0 | 0.00 | 0.00 | 0 | 0.00 | 0 | 0.00 | 0.00 |
| 17 | VANASHREE PROPERTIES PVT. LTD. | 289611 | 1.20 | 0 | 0.00 | 0.00 | 0 | 0.00 | 0 | 0.00 | 0.00 |
| | TOTAL | 13275000 | 55.00 | 0 | 0.00 | 0.00 | 0 | 0.00 | 0 | 0.00 | 0.00 |

(*) The term "encumbrance" has the same meaning as assigned to it in regulation 29(3) of the SAST Regulations, 2011

For Greenply Industries Ltd.



Kaushal Kr. Agarwal
Company Secretary &
Vice President-Legal

(I)(c)(i) Statement showing holding of securities (including shares, warrants, convertible securities) of persons belonging to the category "Public" and holding more than 1% of the total number of shares

| Sr. No. | Name of the shareholder | Number of shares held | Shares as a percentage of total number of shares (i.e., Grand Total (A)+(B)+(C) indicated in Statement at para (I)(a) above) | Details of warrants | | Details of convertible securities | | Total shares (including underlying shares assuming full conversion of warrants and convertible securities) as a % of diluted share capital |
|---------|--|-----------------------|--|-------------------------|---|---------------------------------------|--|--|
| | | | | Number of warrants held | As a % total number of warrants of the same class | Number of convertible securities held | % w.r.t total number of convertible securities of the same class | |
| 1 | CITIGROUP GLOBAL MARKETS MAURITIUS PVT LTD | 726342 | 3.01 | 0 | 0.00 | 0 | 0.00 | 0.00 |
| 2 | MORGAN STANLEY MAURITIUS COMPANY LIMITED | 322216 | 1.33 | 0 | 0.00 | 0 | 0.00 | 0.00 |
| 3 | HSBC BANK (MAURITIUS) LIMITED A/C JWALAMUKHI INVESTMENT HOLDINGS | 2376884 | 9.85 | 0 | 0.00 | 0 | 0.00 | 0.00 |
| 4 | ASHISH DHAWAN | 2369488 | 9.82 | 0 | 0.00 | 0 | 0.00 | 0.00 |
| 5 | MANEK BHANSHALI & AKASH BHANSHALI | 330000 | 1.37 | 0 | 0.00 | 0 | 0.00 | 0.00 |
| 6 | VALLABH ROOPCHAND BHANSHALI | 319100 | 1.32 | 0 | 0.00 | 0 | 0.00 | 0.00 |
| 7 | HDFC TRUSTEE COMPANY LIMITED | 1913642 | 7.93 | 0 | 0.00 | 0 | 0.00 | 0.00 |
| 8 | MANGAL BHANSHALI | 260000 | 1.08 | | | | | |
| | TOTAL | 8617672 | 35.70 | 0 | 0.00 | 0 | 0.00 | 0.00 |


Note: The above shareholding is based on the aggregate shareholding considered on the basis of PAN number.

(I)(c)(ii) Statement showing holding of securities (including shares, warrants, convertible securities) of persons (together with PAC) belonging to the category "Public" and holding more than 5% of the total number of shares of the company

| Sr. No. | Name(s) of the shareholder(s) and the Persons Acting in Concert (PAC) with them | Number of shares | Shares as a percentage of total number of shares (i.e., Grand Total (A)+(B)+(C) indicated in Statement at para (I)(a) above) | Details of warrants | | Details of convertible securities | | Total shares (including underlying shares assuming full conversion of warrants and convertible securities) as a % of diluted share capital |
|---------|---|------------------|--|---------------------|---|---------------------------------------|--|--|
| | | | | Number of warrants | As a % total number of warrants of the same class | Number of convertible securities held | % w.r.t total number of convertible securities of the same class | |
| 1 | ASHISH DHAWAN | 2369488 | 9.82 | 0 | 0.00 | 0 | 0.00 | 0.00 |
| 2 | HSBC BANK (MAURITIUS) LIMITED A/C JWALAMUKHI INVESTMENT HOLDINGS | 2376884 | 9.85 | 0 | 0.00 | 0 | 0.00 | 0.00 |
| 3 | HDFC TRUSTEE COMPANY LIMITED | 1913642 | 7.93 | | | | | |
| | TOTAL | 6660014 | 27.59 | 0 | 0.00 | 0 | 0.00 | 0.00 |

Note: The above shareholding is based on the aggregate shareholding considered on the basis of PAN number.

For Greenply Industries Ltd.



Kaushal Kr. Agarwal
Company Secretary &
Vice President - Legal

(I)(d) Statement showing details of locked-in shares

| Sr. No. | Name of the shareholder | Number of locked-in shares | Locked-in shares as a percentage of total number of shares (i.e., Grand Total (A)+(B)+(C) indicated in Statement at para (I)(a) above) |
|--------------|-------------------------|----------------------------|--|
| 1 | NA | NIL | 0.00 |
| TOTAL | | 0 | 0.00 |

(II)(a) Statement showing details of Depository Receipts (DRs)

| Sr. No. | Type of outstanding DR (ADRs, GDRs, SDRs, etc.) | Number of outstanding DRs | Number of shares underlying outstanding DRs | Shares underlying outstanding DRs as a percentage of total number of shares (i.e., Grand Total (A)+(B)+(C) indicated in Statement at para (I)(a) above) |
|--------------|---|---------------------------|---|---|
| 1 | NA | NIL | NIL | 0.00 |
| TOTAL | | 0 | 0 | 0.00 |


(II)(b) Statement showing holding of Depository Receipts (DRs), where underlying shares held by "promoter/promoter group" are in excess of 1% of the total number of shares

| Sr. No. | Name of the DR Holder | Type of outstanding DR (ADRs, GDRs, SDRs, etc.) | Number of shares underlying outstanding DRs | Shares underlying outstanding DRs as a percentage of total number of shares (i.e., Grand Total (A)+(B)+(C) indicated in Statement at para (I)(a) above) |
|--------------|-----------------------|---|---|---|
| 1 | NA | NIL | NIL | 0 |
| TOTAL | | | 0 | 0 |

(III) (a) Statement showing the voting pattern of Shareholders, if more than one class of shares or securities issued by the issuer.
(Give description of voting right of each class of securities)

The Company has issued single class of Equity shares of Rs.5/- each, as such submission of details of voting rights of different classes of securities are not applicable.

For Greenply Industries Ltd.


Kaushal Kr. Agarwal
Company Secretary &
Vice President - Legal