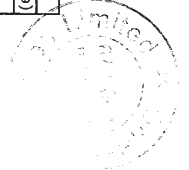


Statement showing Shareholding Pattern

Name of the Company: **Godrej Industries Limited**
 Scrip Code, Name of the scrip, class of security: **500164, Godrej Industries Limited, Equity**
 As on: **30th June 2014**

Partly paid-up shares	Number of partly paid-up shares	As a Percentage of total number of partly paid-up shares	As a Percentage of total number of shares of the company
Held by promoter / promoter group	0	0.00%	0.00%
Held by public	0	0.00%	0.00%
Total	0	0.00%	0.00%
Outstanding convertible securities	Number of outstanding securities	As a Percentage of total number of outstanding convertible securities	As a Percentage of total number of shares of the company, assuming full conversion of the convertible securities
Held by promoter / promoter group	0	0.00%	0.00%
Held by public	0	0.00%	0.00%
Total	0	0.00%	0.00%
Warrants	Number of Warrants	As a Percentage of total number of warrants	As a Percentage of total number of shares of the company, assuming full conversion of warrants
Held by promoter / promoter group	0	0.00%	0.00%
Held by public	0	0.00%	0.00%
Total	0	0.00%	0.00%
Total paid-up capital of the company, assuming full conversion of warrants and convertible securities			
335455260			

Category code	Category of shareholder	Number of shareholders	Total number of shares	Number of shares held in dematerialized form	Total shareholding as a percentage of total number of shares		Shares pledged or otherwise encumbered		
					As a percentage of (A+B) ¹	As a percentage of (A+B+C)	Number of Shares	As a Percentage	
(A)	Shareholding of Promoter and Promoter Group ²								
(1)	Indian								
(a)	Individuals/ Hindu Undivided Family	12	63031786	63031786	18.79%	18.79%	0	0.00%	
(b)	Central Government/ State Government(s)	0	0	0	0.00%	0.00%	0	0.00%	
(c)	Bodies Corporate	1	188202388	188202388	56.10%	56.10%	0	0.00%	
(d)	Financial Institutions/ Banks	0	0	0	0.00%	0.00%	0	0.00%	
(e)	Any Other (specify)	0	0	0	0.00%	0.00%	0	0.00%	
	Sub-Total (A)(1)	13	251234174	251234174	74.89%	74.89%	0	0.00%	0




Category code	Category of shareholder	Number of shareholders	Total number of shares	Number of shares held in dematerialized form	Total shareholding as a percentage of total number of shares		Shares pledged or otherwise encumbered
					As a percentage of (A+B) ¹	As a percentage of (A+B+C)	
(2)	Foreign						
(a)	Individuals (Non-Resident Individuals/ Foreign Individuals)	0	0	0	0.00%	0.00%	0
(b)	Bodies Corporate	0	0	0	0.00%	0.00%	0
(c)	Institutions	0	0	0	0.00%	0.00%	0
(d)	Qualified Foreign Investor	0	0	0	0.00%	0.00%	0
(e)	Any Other (specify)	0	0	0	0.00%	0.00%	0
	Sub-Total (A)(2)	0	0	0	0.00%	0.00%	0
	Total Shareholding of Promoter and Promoter Group (A) = (A)(1)+(A)(2)	13	251234174	251234174	74.89%	74.89%	0
(B)	Public shareholding³						
(1)	Institutions						
(a)	Mutual Funds / UTI	17	2683606	2683606	0.80%	0.80%	0
(b)	Financial Institutions/ Banks	8	26633	21563	0.01%	0.01%	0
(c)	Central Government/ State Government(s)	0	0	0	0.00%	0.00%	0
(d)	Venture Capital Funds	0	0	0	0.00%	0.00%	0
(e)	Insurance Companies	2	10614412	10614412	3.16%	3.16%	0
(f)	Foreign Institutional Investors	106	37934583	37934583	11.31%	11.31%	0
(g)	Foreign Venture Capital Investors	0	0	0	0.00%	0.00%	0
(h)	Qualified Foreign Investor	0	0	0	0.00%	0.00%	0
(i)	Any Other (specify)	0	0	0	0.00%	0.00%	0
	Sub-Total (B)(1)	133	51264034	51254164	15.28%	15.28%	0
(2)	Non-institutions						
(a)	Bodies Corporate	669	12787786	12779941	3.81%	3.81%	0
(b)	Individuals - i. Individual shareholders holding nominal share capital up to Rs. 1 lakh.	40365	12910959	12233426	3.85%	3.85%	0
	ii. Individual shareholders holding nominal share capital in excess of Rs. 1 lakh.	16	6539318	6539318	1.95%	1.95%	0
(c)	Qualified Foreign Investor	0	0	0	0.00%	0.00%	0
(d)	Any Other (NRI)	1127	718989	684063	0.21%	0.21%	0
	Sub-Total (B)(2)	42177	32957052	32236748	9.82%	9.82%	0
	Total Public Shareholding (B) = (B)(1)+(B)(2)	42310	84221086	83490912	25.11%	25.11%	0
(C)	TOTAL (A)+(B) Shares held by Custodians and against which Depository Receipts have been issued	42323	335455260	334725086	100.00%	100.00%	0
	GRAND TOTAL (A)+(B)+(C)	42323	335455260	334725086	100.00%	100.00%	0



(1)(b)

Statement showing Shareholding of persons belonging to the category "Promoter and Promoter Group"

Sr. No.	Name of the shareholder	Details of Shares Held		Encumbered Shares			Details of Warrants		Details of Convertible Securities		Total Shares (including underlying shares assuming full conversion of warrants and convertible securities) as a % of diluted share capital	
		Number of shares	Shares as a percentage of total number of shares (i.e., Grand Total (A)+(B)+(C) indicated in Statement at para (1)(a) above)	Number of shares pledged or otherwise encumbered	As a Percentage	Shares as a percentage of total number of shares (i.e., Grand Total (A)+(B)+(C) indicated in Statement at para (1)(a) above)	Number of Warrants Held	As a % total number of warrants of the same class	Number of Convertible Securities Held	As a % total number of convertible securities of the same class		
1	Burjis Nadir Godrej	5446740	1.62%	0	0.00%	0	0.00%	0	0.00%	0	0.00%	1.62%
2	Freyan Vijay Crishna	5903175	1.76%	0	0.00%	0	0.00%	0	0.00%	0	0.00%	1.76%
3	Godrej & Boyce Mfg. Co. Ltd.	188202388	56.10%	0	0.00%	0	0.00%	0	0.00%	0	0.00%	56.10%
4	Jamshyd Naoroji Godrej	6403169	1.91%	0	0.00%	0	0.00%	0	0.00%	0	0.00%	1.91%
5	Nadir Banorji Godrej	1220572	0.36%	0	0.00%	0	0.00%	0	0.00%	0	0.00%	0.36%
6	Navroze Jamshyd Godrej	6403181	1.91%	0	0.00%	0	0.00%	0	0.00%	0	0.00%	1.91%
7	Nisaba Adi Godrej	4268781	1.27%	0	0.00%	0	0.00%	0	0.00%	0	0.00%	1.27%
8	Nyrika Vijay Crishna	5903175	1.76%	0	0.00%	0	0.00%	0	0.00%	0	0.00%	1.76%
9	Pirojsha Adi Godrej	4268786	1.27%	0	0.00%	0	0.00%	0	0.00%	0	0.00%	1.27%
10	Raika Jamshyd Godrej	0	0.00%	0	0.00%	0	0.00%	0	0.00%	0	0.00%	0.00%
11	Rati Nadir Godrej	600000	0.18%	0	0.00%	0	0.00%	0	0.00%	0	0.00%	0.18%
12	Rishad Kaikushru Godrej	12806350	3.82%	0	0.00%	0	0.00%	0	0.00%	0	0.00%	3.82%
13	Sohrab Nadir Godrej	5539074	1.65%	0	0.00%	0	0.00%	0	0.00%	0	0.00%	1.65%
14	Tanya Arvind Dubash	4268783	1.27%	0	0.00%	0	0.00%	0	0.00%	0	0.00%	1.27%
15	Godrej Investments Pvt. Ltd.	0	0.00%	0	0.00%	0	0.00%	0	0.00%	0	0.00%	0.00%
16	Godrej Efacec Automation & Robotics Ltd.	0	0.00%	0	0.00%	0	0.00%	0	0.00%	0	0.00%	0.00%
17	Godrej (Malaysia) Sdn. Bhd.	0	0.00%	0	0.00%	0	0.00%	0	0.00%	0	0.00%	0.00%
18	Godrej (Singapore) Pte. Ltd.	0	0.00%	0	0.00%	0	0.00%	0	0.00%	0	0.00%	0.00%
19	Mercury Mfg. Co. Ltd.	0	0.00%	0	0.00%	0	0.00%	0	0.00%	0	0.00%	0.00%
20	Veromatic International BV	0	0.00%	0	0.00%	0	0.00%	0	0.00%	0	0.00%	0.00%
21	Sheetak Inc.	0	0.00%	0	0.00%	0	0.00%	0	0.00%	0	0.00%	0.00%
22	G&B Enterprises (Mauritius) Pvt. Ltd.	0	0.00%	0	0.00%	0	0.00%	0	0.00%	0	0.00%	0.00%
23	Veromatic Services B.V.	0	0.00%	0	0.00%	0	0.00%	0	0.00%	0	0.00%	0.00%
24	Water Wonder Benelux BV	0	0.00%	0	0.00%	0	0.00%	0	0.00%	0	0.00%	0.00%
25	J T Dragon Pte Ltd.	0	0.00%	0	0.00%	0	0.00%	0	0.00%	0	0.00%	0.00%
26	Godrej (Vietnam) Co. Ltd.	0	0.00%	0	0.00%	0	0.00%	0	0.00%	0	0.00%	0.00%
27	Cartini India Ltd.	0	0.00%	0	0.00%	0	0.00%	0	0.00%	0	0.00%	0.00%
28	Godrej Holdings Pvt. Ltd.	0	0.00%	0	0.00%	0	0.00%	0	0.00%	0	0.00%	0.00%
29	Busbar Systems (India) Limited	0	0.00%	0	0.00%	0	0.00%	0	0.00%	0	0.00%	0.00%
30	Godrej & Boyce Enterprise LLP	0	0.00%	0	0.00%	0	0.00%	0	0.00%	0	0.00%	0.00%
31	Urban Electric Power LLC	0	0.00%	0	0.00%	0	0.00%	0	0.00%	0	0.00%	0.00%
32	Godrej & Khimji (Middle East) LLC	0	0.00%	0	0.00%	0	0.00%	0	0.00%	0	0.00%	0.00%
33	Mukteshwar Realty Pvt. Ltd.	0	0.00%	0	0.00%	0	0.00%	0	0.00%	0	0.00%	0.00%
34	Parekh Agency Pvt. Ltd.	0	0.00%	0	0.00%	0	0.00%	0	0.00%	0	0.00%	0.00%



74	Godrej Tyson Foods Ltd.	0	0.00%	0	0.00%	0	0.00%	0	0.00%	0	0.00%	0	0.00%	0	0.00%	0	0.00%	0	0.00%	0	0.00%	0	0.00%
75	Aadhaar Retailing Limited	0	0.00%	0	0.00%	0	0.00%	0	0.00%	0	0.00%	0	0.00%	0	0.00%	0	0.00%	0	0.00%	0	0.00%	0	0.00%
76	Polchem Hygiene Laboratories Pvt.	0	0.00%	0	0.00%	0	0.00%	0	0.00%	0	0.00%	0	0.00%	0	0.00%	0	0.00%	0	0.00%	0	0.00%	0	0.00%
77	Creamline Dairy Products Ltd.	0	0.00%	0	0.00%	0	0.00%	0	0.00%	0	0.00%	0	0.00%	0	0.00%	0	0.00%	0	0.00%	0	0.00%	0	0.00%
78	ACI Godrej Agrovet Private. Ltd.	0	0.00%	0	0.00%	0	0.00%	0	0.00%	0	0.00%	0	0.00%	0	0.00%	0	0.00%	0	0.00%	0	0.00%	0	0.00%
79	Godrej Seeds & Genetics Ltd.	0	0.00%	0	0.00%	0	0.00%	0	0.00%	0	0.00%	0	0.00%	0	0.00%	0	0.00%	0	0.00%	0	0.00%	0	0.00%
80	SEALAC Agro Ventures Ltd.	0	0.00%	0	0.00%	0	0.00%	0	0.00%	0	0.00%	0	0.00%	0	0.00%	0	0.00%	0	0.00%	0	0.00%	0	0.00%
81	Godvet Agrochem Ltd.	0	0.00%	0	0.00%	0	0.00%	0	0.00%	0	0.00%	0	0.00%	0	0.00%	0	0.00%	0	0.00%	0	0.00%	0	0.00%
82	Godrej Consumer Products Ltd.	0	0.00%	0	0.00%	0	0.00%	0	0.00%	0	0.00%	0	0.00%	0	0.00%	0	0.00%	0	0.00%	0	0.00%	0	0.00%
83	Tahir Properties Ltd.	0	0.00%	0	0.00%	0	0.00%	0	0.00%	0	0.00%	0	0.00%	0	0.00%	0	0.00%	0	0.00%	0	0.00%	0	0.00%
84	Dream World Landmarks LLP	0	0.00%	0	0.00%	0	0.00%	0	0.00%	0	0.00%	0	0.00%	0	0.00%	0	0.00%	0	0.00%	0	0.00%	0	0.00%
85	Oxford Realty LLP	0	0.00%	0	0.00%	0	0.00%	0	0.00%	0	0.00%	0	0.00%	0	0.00%	0	0.00%	0	0.00%	0	0.00%	0	0.00%
86	SSPDL Green Acres LLP	0	0.00%	0	0.00%	0	0.00%	0	0.00%	0	0.00%	0	0.00%	0	0.00%	0	0.00%	0	0.00%	0	0.00%	0	0.00%
TOTAL		251234174	74.89%	0	0.00%	0	0.00%	0	0.00%	0	0.00%	0	0.00%	0	0.00%	0	0.00%	0	0.00%	0	0.00%	0	0.00%

(*) The term "encumbrance" has the same meaning as assigned to it in regulation 28(3) of the SAST Regulations, 2011




(1)(c)(i) Statement showing holding of securities (including shares, warrants, convertible securities) of persons belonging to the category "Public" and holding more than 1% of the total number of shares

Sr. No.	Name of the shareholder	Number of shares	Shares as a percentage of total number of shares (i.e., Grand Total (A)+(B)+(C) indicated in Statement at para (1)(a) above)	Details of Warrants		Details of Convertible Securities		Total Shares (including underlying shares assuming full conversion of warrants and convertible securities) as a % of diluted share capital
				Number of Warrants Held	As a % total number of warrants of the same class	Number of Convertible Securities Held	As a % total number of convertible securities of the same class	
1	IL AND FS TRUST COMPANY LIMITED	4478889	1.34%	0	0.00%	0	0.00%	1.34%
2	GOVERNMENT PENSION FUND GLOBAL	3573469	1.07%	0	0.00%	0	0.00%	1.07%
3	HDFC STANDARD LIFE INSURANCE COMPANY LIMITED	8211785	2.45%	0	0.00%	0	0.00%	2.45%
4	ACACIA PARTNERS LP LIFE INSURANCE CORPORATION	3939660	1.17%	0	0.00%	0	0.00%	1.17%
5	IOF INDIA	10144716	3.02%	0	0.00%	0	0.00%	3.02%
TOTAL		30348519	9.05%	0	0.00%	0	0.00%	9.05%

(1)(c)(ii) Statement showing holding of securities (including shares, warrants, convertible securities) of persons (together with PAC) belonging to the category "Public" and holding more than 5% of the total number of shares of the Company.

Sr. No.	Name of the shareholder	Number of shares	Shares as a percentage of total number of shares (i.e., Grand Total (A)+(B)+(C) indicated in Statement at para (1)(a) above)	Details of Warrants		Details of Convertible Securities		Total Shares (including underlying shares assuming full conversion of warrants and convertible securities) as a % of diluted share capital
				Number of Warrants Held	As a % total number of warrants of the same class	Number of Convertible Securities Held	As a % total number of convertible securities of the same class	
1	Nil	0	0.00%	0	0.00%	0	0.00%	0
2	Nil	0	0.00%	0	0.00%	0	0.00%	0
TOTAL		0	0.00%	0	0.00%	0	0.00%	0



Statement showing details of locked-in shares

(I)(d)

Sr. No.	Name of the shareholder	Category of Shareholders (Promoter / Public)	Number of locked-in shares	Locked-in shares as a percentage of total number of shares {i.e., Grand Total (A)+(B)+(C) indicated in Statement at para (I)(a) above}
1	Nil	Nil	0	0.00%
2	Nil	Nil	0	0.00%
3	Nil	Nil	0	0.00%
TOTAL		Nil	0	0.00%

(II)(a) Statement showing details of Depository Receipts (DRs)

Sr. No.	Type of outstanding DR (ADRs, GDRs, SDRs, etc.)	Number of outstanding DRs	Number of shares underlying outstanding DRs	Shares underlying outstanding DRs as a percentage of total number of shares {i.e., Grand Total (A)+(B)+(C) indicated in Statement at para (I)(a) above}
1	Nil	Nil	Nil	
2	Nil	Nil	Nil	
TOTAL		Nil	Nil	

(II)(b) Statement showing Holding of Depository Receipts (DRs), where underlying shares held by promoter / promoter group are in excess of 1% of the total number of shares

Sr. No.	Name of the DR Holder	Type of outstanding DR (ADRs, GDRs, SDRs, etc.)	Number of shares underlying outstanding DRs	Shares underlying outstanding DRs as a percentage of total number of shares {i.e., Grand Total (A)+(B)+(C) indicated in Statement at para (I)(a) above}
1	Nil	Nil	Nil	
2	Nil	Nil	Nil	
TOTAL		Nil	Nil	

