


Statement showing Shareholding Pattern

Name of the Company: **Godrej Consumer Products Limited**
 Scrip Code, Name of the scrip, class of security: **532424, Godrej Consumer Products Limited, Equity**
 As on: **30th September 2014**

Partly paid-up shares	Number of partly paid-up shares		As a Percentage of total number of partly paid-up shares		As a Percentage of total number of shares of the company	
Held by promoter / promoter group	0		0.00%		0.00%	
Held by public	0		0.00%		0.00%	
Total	0		0.00%		0.00%	
Outstanding convertible securities	Number of outstanding securities		As a Percentage of total number of outstanding convertible securities		As a Percentage of total number of shares of the company, assuming full conversion of the convertible securities	
Held by promoter / promoter group	0		0.00%		0.00%	
Held by public	0		0.00%		0.00%	
Total	0		0.00%		0.00%	
Warrants	Number of Warrants		As a Percentage of total number of warrants		As a Percentage of total number of shares of the company, assuming full conversion of warrants	
Held by promoter / promoter group	0		0.00%		0.00%	
Held by public	0		0.00%		0.00%	
Total	0		0.00%		0.00%	
Total		340442967				
Total paid-up capital of the company, assuming full conversion of warrants and convertible securities						

Category code	Category of shareholder	Number of shareholders	Total number of shares	Number of shares held in dematerialized form	Total shareholding as a percentage of total number of shares		Shares pledged or otherwise encumbered		
					As a percentage of (A+B) ¹	As a percentage of (A+B+C)	Number of Shares	As a Percentage	
(A)	Shareholding of Promoter and Promoter Group ²								
(1)	Indian	16	16054647	16054647	4.72%	4.72%	0	0.00%	
(a)	Individuals/ Hindu Undivided Family	0	0	0	0.00%	0.00%	0	0.00%	
(b)	Central Government/ State Government(s)	15	199441435	199441435	58.58%	58.58%	0	0.00%	
(c)	Bodies Corporate	0	0	0	0.00%	0.00%	0	0.00%	
(d)	Financial Institutions/ Banks	0	0	0	0.00%	0.00%	0	0.00%	
(e)	Any Other (Specify)	0	0	0	0.00%	0.00%	0	0.00%	
	Sub-Total (A)(1)	31	215496082	215496082	63.30%	63.30%	0	0.00%	

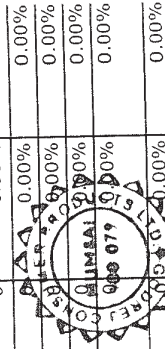




Category code	Category of shareholder	Number of shareholders	Total number of shares	Number of shares held in dematerialized form	Total shareholding as a percentage of total number of shares		Shares pledged or otherwise encumbered	
					As a percentage of (A+B) ¹	As a percentage of (A+B+C)	Number of Shares	As a Percentage
(2)	Foreign	0	0	0	0.00%	0.00%	0	0.00%
(a)	Individuals (Non-Resident Individuals/ Foreign Individuals)	0	0	0	0.00%	0.00%	0	0.00%
(b)	Bodies Corporate	0	0	0	0.00%	0.00%	0	0.00%
(c)	Institutions	0	0	0	0.00%	0.00%	0	0.00%
(d)	Any Other (specify)	0	0	0	0.00%	0.00%	0	0.00%
	Sub-Total (A)(2)	0	0	0	0.00%	0.00%	0	0.00%
	Total Shareholding of Promoter and Promoter Group (A) = (A)(1)+(A)(2)	31	215496082	215496082	63.30%	63.30%	0	0.00%
(B)	Public shareholding ³							
(1)	Institutions	33	750564	735660	0.22%	0.22%	0	0.00%
(a)	Mutual Funds / UTI	16	1042303	1038523	0.31%	0.31%	0	0.00%
(b)	Financial Institutions/ Banks	0	0	0	0.00%	0.00%	0	0.00%
(c)	Central Government/ State Government(s)	0	0	0	0.00%	0.00%	0	0.00%
(d)	Venture Capital Funds	0	0	0	0.00%	0.00%	0	0.00%
(e)	Insurance Companies	1	4321599	4321599	1.27%	1.27%	0	0.00%
(f)	Foreign Institutional Investors	343	98723254	98700054	29.00%	29.00%	0	0.00%
(g)	Foreign Venture Capital Investors	0	0	0	0.00%	0.00%	0	0.00%
	Qualified Foreign Investor	0	0	0	0.00%	0.00%	0	0.00%
(h)	Any Other (specify)	0	0	0	0.00%	0.00%	0	0.00%
	Sub-Total (B)(1)	393	104837720	104795836	30.79%	30.79%	0	0.00%
(2)	Non-institutions	691	2142712	2071098	0.63%	0.63%	0	0.00%
(a)	Bodies Corporate	79149	17304830	11480710	5.08%	5.08%	0	0.00%
(b)	Individuals - i. Individual shareholders holding nominal share capital up to Rs. 1 lakh. ii. Individual shareholders holding nominal share capital in excess of Rs. 1 lakh.	4	661623	661623	0.19%	0.19%	0	0.00%
(c)	Any Other	0	0	0	0.00%	0.00%	0	0.00%
	Sub-Total (B)(2)	79844	20109165	14213431	5.91%	5.91%	0	0.00%
	Total Public Shareholding (B) = (B)(1)+(B)(2)	80237	124946885	119009267	36.70%	36.70%	0	0.00%
	TOTAL (A)+(B)	80268	340442967	334505349	100.00%	100.00%	0	0.00%
(C)	Shares held by Custodians and against which Depository Receipts have been issued	0	0	0	0.00%	0.00%	0	0.00%
	GRAND TOTAL	80268	340442967	334505349	100.00%	100.00%	0	0.00%

(1) Statement showing Shareholding of persons belonging to the category "Promoter and Promoter Group"

Sr. No	Name of the shareholder	Details of Shares Held		Encumbered Shares			Details of Warrants		Details of Convertible Securities		Total Shares (including underlying shares assuming full conversion of warrants and convertible securities) as a % of diluted.	
		Number of shares	Shares as a percentage of total number of shares {i.e., Grand Total (A)+(B)+(C) indicated in Statement at para (1)(a) above}	Number of shares pledged or otherwise encumbered	As a Percentage of total number of shares	Shares as a percentage of total number of shares {i.e., Grand Total (A)+(B)+(C) indicated in Statement at para (1)(a) above}	Number of Warrants Held	As a % total number of warrants of the same class	Number of Convertible Securities Held	As a % total number of convertible securities of the same class		
1	Adi Barjorji Godrej	500	0.00%	0	0.00%	0	0.00%	0	0.00%	0	0.00%	0.00%
2	Freyan Vijay Crishna	1612090	0.47%	0	0.00%	0	0.00%	0	0.00%	0	0.00%	0.47%
3	Godrej And Boyce Mfg Co Ltd	121421815	35.67%	0	0.00%	0	0.00%	0	0.00%	0	0.00%	35.67%
4	Godrej Industries Ltd	78019620	22.92%	0	0.00%	0	0.00%	0	0.00%	0	0.00%	22.92%
5	Hormazd Nadir Godrej	1028728	0.30%	0	0.00%	0	0.00%	0	0.00%	0	0.00%	0.30%
6	Nadir Barjorji Godrej	1551178	0.46%	0	0.00%	0	0.00%	0	0.00%	0	0.00%	0.46%
7	Navroze Jamshyd Godrej	1606809	0.47%	0	0.00%	0	0.00%	0	0.00%	0	0.00%	0.47%
8	Nisaba Adi Godrej	1071061	0.31%	0	0.00%	0	0.00%	0	0.00%	0	0.00%	0.31%
9	Nyrika Vijay Crishna	1612088	0.47%	0	0.00%	0	0.00%	0	0.00%	0	0.00%	0.47%
10	Parmeshwar Adi Godrej	4	0.00%	0	0.00%	0	0.00%	0	0.00%	0	0.00%	0.00%
11	Pheroza Jamshyd Godrej	0	0.00%	0	0.00%	0	0.00%	0	0.00%	0	0.00%	0.00%
12	Pirosha Adi Godrej	1071075	0.31%	0	0.00%	0	0.00%	0	0.00%	0	0.00%	0.31%
13	Raika Jamshyd Godrej	0	0.00%	0	0.00%	0	0.00%	0	0.00%	0	0.00%	0.00%
14	Rati Nadir Godrej	633728	0.19%	0	0.00%	0	0.00%	0	0.00%	0	0.00%	0.19%
15	Rishad Kaikhushru Naoroji	3189524	0.94%	0	0.00%	0	0.00%	0	0.00%	0	0.00%	0.94%
16	Smita Vijay Crishna	0	0.00%	0	0.00%	0	0.00%	0	0.00%	0	0.00%	0.00%
17	Tanya Arvind Dubash	1071054	0.31%	0	0.00%	0	0.00%	0	0.00%	0	0.00%	0.31%
18	Vijay Mohan Crishna	0	0.00%	0	0.00%	0	0.00%	0	0.00%	0	0.00%	0.00%
19	Burjis Nadir Godrej	0	0.00%	0	0.00%	0	0.00%	0	0.00%	0	0.00%	0.00%
20	Sorab Nadir Godrej	0	0.00%	0	0.00%	0	0.00%	0	0.00%	0	0.00%	0.00%
21	Jamshyd N Godrej	1606808	0.00%	0	0.00%	0	0.00%	0	0.00%	0	0.00%	0.00%
22	Abg Venture Lip	0	0.00%	0	0.00%	0	0.00%	0	0.00%	0	0.00%	0.00%
23	Busbar Systems (India) Limited	0	0.00%	0	0.00%	0	0.00%	0	0.00%	0	0.00%	0.00%
24	Cartini India Ltd	0	0.00%	0	0.00%	0	0.00%	0	0.00%	0	0.00%	0.00%
25	G&B Enterprises (Mauritius) Pvt Ltd	0	0.00%	0	0.00%	0	0.00%	0	0.00%	0	0.00%	0.00%
26	Godrej Holdings Pvt Ltd	0	0.00%	0	0.00%	0	0.00%	0	0.00%	0	0.00%	0.00%
27	Godrej & Boyce Enterprise Lip	0	0.00%	0	0.00%	0	0.00%	0	0.00%	0	0.00%	0.00%
28	Godrej & Boyce Manufacturing Co. Ltd.	0	0.00%	0	0.00%	0	0.00%	0	0.00%	0	0.00%	0.00%
29	Godrej (Malaysia) Sdn. Bhd.	0	0.00%	0	0.00%	0	0.00%	0	0.00%	0	0.00%	0.00%
30	Godrej (Singapore) Pte Limited	0	0.00%	0	0.00%	0	0.00%	0	0.00%	0	0.00%	0.00%
31	Godrej (Vietnam) Company Limited	0	0.00%	0	0.00%	0	0.00%	0	0.00%	0	0.00%	0.00%
32	Godrej Efacec Automation & Robotics Ltd	0	0.00%	0	0.00%	0	0.00%	0	0.00%	0	0.00%	0.00%
33	Godrej Infotech Limited	0	0.00%	0	0.00%	0	0.00%	0	0.00%	0	0.00%	0.00%
34	Godrej Investments Private Limited	0	0.00%	0	0.00%	0	0.00%	0	0.00%	0	0.00%	0.00%



Sr. No.	Name of the shareholder	Details of Shares Held		Encumbered Shares			Details of Warrants		Details of Convertible Securities		Total Shares (including underlying shares assuming full conversion of warrants and convertible securities) as a % of diluted
		Number of shares	Shares as a percentage of total number of shares {i.e., Grand Total (A)+(B)+(C) indicated in Statement at para (1)(a) above}	Number of shares pledged or otherwise encumbered	As a Percentage	Shares as a percentage of total number of shares {i.e., Grand Total (A)+(B)+(C) indicated in Statement at para (1)(a) above}	Number of Warrants Held	As a % total number of warrants of the same class	Number of Convertible Securities Held	As a % total number of convertible securities of the same class	
35	J T Dragon Pte. Ltd	0	0.00%	0	0.00%	0	0.00%	0	0.00%	0	0.00%
36	Jng Enterprise Lip	0	0.00%	0	0.00%	0	0.00%	0	0.00%	0	0.00%
37	Master Burjis Nadir Godrej	0	0.00%	0	0.00%	0	0.00%	0	0.00%	0	0.00%
38	Mercury Manufacturing Company Ltd	0	0.00%	0	0.00%	0	0.00%	0	0.00%	0	0.00%
39	Mbg Enterprise Lip	0	0.00%	0	0.00%	0	0.00%	0	0.00%	0	0.00%
40	Rkn Enterprise Lip	0	0.00%	0	0.00%	0	0.00%	0	0.00%	0	0.00%
41	Sheetak Inc	0	0.00%	0	0.00%	0	0.00%	0	0.00%	0	0.00%
42	Svc Enterprise Lip	0	0.00%	0	0.00%	0	0.00%	0	0.00%	0	0.00%
43	Veromatic International Bv	0	0.00%	0	0.00%	0	0.00%	0	0.00%	0	0.00%
44	Veromatic Services Bv	0	0.00%	0	0.00%	0	0.00%	0	0.00%	0	0.00%
45	Water Wonder Benelux Bv	0	0.00%	0	0.00%	0	0.00%	0	0.00%	0	0.00%
46	Geometric Ltd.	0	0.00%	0	0.00%	0	0.00%	0	0.00%	0	0.00%
47	Godrej International Ltd.	0	0.00%	0	0.00%	0	0.00%	0	0.00%	0	0.00%
48	Ensemble Holdings & Finance Ltd.	0	0.00%	0	0.00%	0	0.00%	0	0.00%	0	0.00%
49	Godrej International Trading & Investments Pte. Ltd.	0	0.00%	0	0.00%	0	0.00%	0	0.00%	0	0.00%
50	Natures Basket Ltd.	0	0.00%	0	0.00%	0	0.00%	0	0.00%	0	0.00%
51	Vora Soaps Ltd.	0	0.00%	0	0.00%	0	0.00%	0	0.00%	0	0.00%
52	Wadala Commodities Ltd.	0	0.00%	0	0.00%	0	0.00%	0	0.00%	0	0.00%
53	Godrej Properties Limited	0	0.00%	0	0.00%	0	0.00%	0	0.00%	0	0.00%
54	Godrej Realty Private Limited	0	0.00%	0	0.00%	0	0.00%	0	0.00%	0	0.00%
55	Godrej Waterside Properties Pvt Ltd	0	0.00%	0	0.00%	0	0.00%	0	0.00%	0	0.00%
56	Godrej Real Estate Private Limited	0	0.00%	0	0.00%	0	0.00%	0	0.00%	0	0.00%
57	Godrej Developers Private Limited	0	0.00%	0	0.00%	0	0.00%	0	0.00%	0	0.00%
58	Godrej Sea View Properties Pvt Ltd	0	0.00%	0	0.00%	0	0.00%	0	0.00%	0	0.00%
59	Godrej Estate Developers Pvt Ltd	0	0.00%	0	0.00%	0	0.00%	0	0.00%	0	0.00%
60	Happy Highrises Limited	0	0.00%	0	0.00%	0	0.00%	0	0.00%	0	0.00%
61	Godrej Buildwell Private Limited	0	0.00%	0	0.00%	0	0.00%	0	0.00%	0	0.00%
62	Godrej Buildcon Private Limited	0	0.00%	0	0.00%	0	0.00%	0	0.00%	0	0.00%
63	Godrej Projects Development Pvt Ltd	0	0.00%	0	0.00%	0	0.00%	0	0.00%	0	0.00%
64	Godrej Premium Builders Pvt Ltd	0	0.00%	0	0.00%	0	0.00%	0	0.00%	0	0.00%
65	Godrej Garden City Properties Pvt Ltd	0	0.00%	0	0.00%	0	0.00%	0	0.00%	0	0.00%
66	Godrej Nandhi Hills Project Pvt Ltd	0	0.00%	0	0.00%	0	0.00%	0	0.00%	0	0.00%
67	Godrej Landmark Redevelopers Pvt Ltd	0	0.00%	0	0.00%	0	0.00%	0	0.00%	0	0.00%
68	Godrej Redevelopers (Mumbai) Pvt Ltd	0	0.00%	0	0.00%	0	0.00%	0	0.00%	0	0.00%
69	Godrej Vikhroli Properties Lip	0	0.00%	0	0.00%	0	0.00%	0	0.00%	0	0.00%
70	Godrej Agrovet Limited	0	0.00%	0	0.00%	0	0.00%	0	0.00%	0	0.00%
71	Golden Feed Products Ltd	0	0.00%	0	0.00%	0	0.00%	0	0.00%	0	0.00%

Sr. No.	Name of the shareholder	Details of Shares Held		Encumbered Shares		Details of Warrants		Details of Convertible Securities		Total Shares (including underlying shares assuming full conversion of warrants and convertible securities) as a % of diluted
		Number of shares	Shares as a percentage of total number of shares {i.e., Grand Total (A)+(B)+(C) indicated in Statement at para (1)(a) above}	Number of shares pledged or otherwise encumbered	As a Percentage	Number of Warrants Held	As a % total number of warrants of the same class	Number of Convertible Securities Held	As a % total number of convertible securities of the same class	
72	Godrej Tyson Foods Ltd.	0	0.00%	0	0.00%	0	0.00%	0	0.00%	0.00%
73	Sealac Agro Ventures Limited	0	0.00%	0	0.00%	0	0.00%	0	0.00%	0.00%
74	Aadhaar Retailing Ltd.	0	0.00%	0	0.00%	0	0.00%	0	0.00%	0.00%
75	Polychem Hygiene Laboratories Pvt. Ltd.	0	0.00%	0	0.00%	0	0.00%	0	0.00%	0.00%
76	Creamline Dairy Products Ltd.	0	0.00%	0	0.00%	0	0.00%	0	0.00%	0.00%
77	Act Godrej Agrovet Pvt. Ltd.	0	0.00%	0	0.00%	0	0.00%	0	0.00%	0.00%
78	Godrej Seeds & Genetics Ltd.	0	0.00%	0	0.00%	0	0.00%	0	0.00%	0.00%
79	Tahir Properties Ltd.	0	0.00%	0	0.00%	0	0.00%	0	0.00%	0.00%
TOTAL		215496082	62.83%	0	0.00%	0	0.00%	0	0.00%	62.83%




(* The term "encumbrance" has the same meaning as assigned to it in regulation 28(3) of the SAST Regulations, 2011

(1)(c)(i) Statement showing holding of securities (including shares, warrants, convertible securities) of persons belonging to the category "Public" and holding more than 1% of the total number of shares

Sr. No.	Name of the shareholder	Number of shares	Shares as a percentage of total number of shares {i.e., Grand Total (A)+(B)+(C) indicated in Statement at para (1)(a) above}	Details of Warrants		Details of Convertible Securities		Total Shares (including underlying shares assuming full conversion of warrants and convertible securities) as a % of diluted share capital
				Number of Warrants Held	As a % total number of warrants of the same class	Number of Convertible Securities Held	As a % total number of convertible securities of the same class	
1	ABERDEEN GLOBAL INDIAN EQUITY (MAURITIUS) LIMITED	12678586	3.72%	0	0.00%	0	0.00%	12678586
2	ARISAIG PARTNERS (ASIA) PTE LTD A/C ARISAIG INDIA FUND LTD	9294996	2.73%	0	0.00%	0	0.00%	9294996
3	NATIONAL WESTMINSTER BANK PLC AS DEPOSITARY OF FIRST STATE ASIA PACIFIC LEADERS FUND A SUB FUND OF FIRST STATE INVESTMENTS ICVC	8818793	2.59%	0	0.00%	0	0.00%	8818793
4	BAYTREE INVESTMENTS (MAURITIUS) PTE LIMITED	12530166	3.68%	0	0.00%	0	0.00%	12530166
5	LIFE INSURANCE CORPORATION OF INDIA	4321599	1.27%	0	0.00%	0	0.00%	4321599
TOTAL		47644140	13.99%	0	0.00%	0	0.00%	47644140

(1)(c)(ii) Statement showing holding of securities (including shares, warrants, convertible securities) of persons (together with PAC) belonging to the category "Public" and holding more than 5% of the total number of shares of the Company.

Sr. No.	Name of the shareholder	Number of shares	Shares as a percentage of total number of shares {i.e., Grand Total (A)+(B)+(C) indicated in Statement at para (1)(a) above}	Details of Warrants		Details of Convertible Securities		Total Shares (including underlying shares assuming full conversion of warrants and convertible securities) as a % of diluted share capital
				Number of Warrants Held	As a % total number of warrants of the same class	Number of Convertible Securities Held	As a % total number of convertible securities of the same class	
1	NIIL	0	0.00%	0	0.00%	0	0.00%	0
2	NIIL	0	0.00%	0	0.00%	0	0.00%	0
TOTAL		0	0.00%	0	0.00%	0	0.00%	0



Statement showing details of locked-in shares

(I)(d)

Sr. No.	Name of the shareholder	Category of Shareholders (Promoter / Public)	Number of locked-in shares	Locked-in shares as a percentage of total number of shares {i.e., Grand Total (A)+(B)+(C) indicated in Statement at para (I)(a) above}
1		-	0	0.00%
2		-	0	0.00%
3		-	0	0.00%
TOTAL		Nil	0	0.00%

Statement showing details of Depository Receipts (DRs)

(II)(a)

Sr. No.	Type of outstanding DR (ADRs, GDRs, SDRs, etc.)	Number of outstanding DRs	Number of shares underlying outstanding DRs	Shares underlying outstanding DRs as a percentage of total number of shares {i.e., Grand Total (A)+(B)+(C) indicated in Statement at para (I)(a) above}
1	Nil	Nil	Nil	
2	Nil	Nil	Nil	
TOTAL		Nil	Nil	

(II)(b) Statement showing Holding of Depository Receipts (DRs), where underlying shares held by promoter / promoter group are in excess of 1% of the total number of shares

Sr. No.	Name of the DR Holder	Type of outstanding DR (ADRs, GDRs, SDRs, etc.)	Number of shares underlying outstanding DRs	Shares underlying outstanding DRs as a percentage of total number of shares {i.e., Grand Total (A)+(B)+(C) indicated in Statement at para (I)(a) above}
1	Nil	Nil	Nil	
2	Nil	Nil	Nil	
TOTAL		Nil	Nil	

For Godrej Consumer Products Limited



R Shivshankar

R Shivshankar
Manager (Finance)