


<b>Name of the Company: GITANJALI GEMS LIMITED</b>			
<b>Scrip code: 532715</b>			
<b>Quarter ended : June 30, 2014</b>			
<b>Partly paid-up shares:-</b>	<b>No. of partly paid-up shares</b>	<b>As a % of total no. of partly paid-up shares</b>	<b>As a % of total no. of shares of the company</b>
Held by promoter/promoter group	0	0	0
Held by public	0	0	0
<b>Total</b>	<b>0</b>	<b>0</b>	<b>0</b>
<b>Outstanding convertible securities:-</b>	<b>No. of outstanding securities</b>	<b>As a % of total no. of outstanding convertible securities</b>	<b>As a % of total no. of shares of the company, assuming full conversion of the convertible securities</b>
Held by promoter/promoter group	0	0	0
Held by public	0	0	0
<b>Total</b>	<b>0</b>	<b>0</b>	<b>0</b>
<b>Warrants:-</b>	<b>No. of warrants</b>	<b>As a % of total no. of warrants</b>	<b>As a % of total no. of shares of the company, assuming full conversion of warrants</b>
Held by promoter/promoter group	0	0	0
Held by public	0	0	0
<b>Total</b>	<b>0</b>	<b>0</b>	<b>0</b>
<b>Total paid-up capital of the company, assuming full conversion of warrants and convertible securities</b>	<b>Rs. 98,12,04,510 consisting of 98120451 Equity shares of Rs. 10/- each</b>		



## Statement Showing Shareholding Pattern

Category code	Category of Shareholder	Number of Shareholders	Table (I)(a)		Total shareholding as a percentage of total number of shares		Shares Pledged or otherwise encumbered	
			Total number of shares	Number of shares held in dematerialized form	As a percentage of (A+B) <sup>1</sup>	As a percentage of (A+B+C)	Number of shares	As a percentage
			(IV)	(V)	(VI)	(VII)	(VIII)	(IX)= (VIII)/(IV)*100
(A)	Shareholding of Promoter and Promoter Group <sup>2</sup>							
1	Indian							
(a)	Individuals/ Hindu Undivided Family	1	30795125	30795125	31.39	31.39	5880127	19.09
(b)	Central Government/ State Government(s)	0	0	0	0.00	0.00	0	
(c)	Bodies Corporate	4	4603946	4603946	4.69	4.69	1097484	23.84
(d)	Financial Institutions/ Banks	0	0	0	0.00	0.00	0	0.00
(e)	Any Others(Specify)	0	0	0	0.00	0.00	0	0.00
	Sub Total(A)(1)	5	35399071	35399071	36.08	36.08	6977611	19.71
2	Foreign							
a	Individuals (Non-Residents Individuals/ Foreign Individuals)	0	0	0	0.00	0.00		0.00
b	Bodies Corporate	0	0	0	0.00	0.00	0	0.00
c	Institutions	0	0	0	0.00	0.00	0	0.00
d	Qualified Foreign Investor	0	0	0	0.00	0.00	0	0.00
e	Any Others(Specify)	0	0	0	0.00	0.00	0	0.00
	Sub Total(A)(2)	0	0	0	0.00	0.00	0	0.00
	Total Shareholding of Promoter and Promoter Group (A)= (A)(1)+(A)(2)	5	35399071	35399071	36.08	36.08	6977611	19.71
(B)	Public shareholding							
1	Institutions							
(a)	Mutual Funds/ UTI	1	973	973	0.00	0.00		
(b)	Financial Institutions/ Banks	6	4869351	4869351	4.96	4.96		
(c)	Central Government/ State Government(s)	0	0	0	0.00	0.00		
(d)	Venture Capital Funds	0	0	0	0.00	0.00		
(e)	Insurance Companies	0	0	0	0.00	0.00		
(f)	Foreign Institutional Investors	52	15065418	15065418	15.35	15.35		
(g)	Foreign Venture Capital Investors	0	0	0	0.00	0.00		
(h)	Qualified Foreign Investor	0	0	0	0.00	0.00		
(i)	Any Other (specify)	0	0	0	0.00	0.00		
	Sub-Total (B)(1)	59	19935742	19935742	20.32	20.32		
B 2	Non-institutions							
(a)	Bodies Corporate	961	23929693	17874733	24.39	24.39		
(b)	Individuals							
I	Individuals - i. Individual shareholders holding nominal share capital up to Rs. 1 lakh	64406	14394040	14393556	14.67	14.67		
II	ii. Individual shareholders holding nominal share capital in excess of Rs. 1 lakh.	84	1629152	1629152	1.66	1.66		
(c)	Qualified Foreign Investor	0	0	0	0.00	0.00		
(d)	Any Other							
(d-i)	Clearing Member	266	577057	577057	0.59	0.59		
(d-ii)	NRI	821	1528230	1528230	1.56	1.56		
(d-iii)	HUF	1326	453454	453454	0.46	0.46		
(d-iv)	Trust	1	274012	274012	0.28	0.28		
	Sub-Total (B)(2)	67865	42785638	36730194	43.61	43.61		
(B)	Total Public Shareholding (B)= (B)(1)+(B)(2)	67924	62721380	56665936	63.92	63.92		
	TOTAL (A)+(B)	67929	98120451	92065007	100.00	100.00		
(C)	Shares held by Custodians and against which Depository Receipts have been	0	0	0	0.00	0.00		
	(A) + (B) + (C)	67929	98120451	92065007	100.00	100.00	6977611	7.11

Note : The listing application for the increased paid up capital is filed with Stock Exchanges and the same is under process.



(l)(b) Statement showing holding of securities (including shares, warrants, convertible securities) of persons belonging to the category "Promoter and Promoter Group".


Sr. No.	Name of the shareholder	Details of Shares held		Encumbered shares (*)			Details of warrants		Details of convertible securities		Total shares (including underlying shares assuming full conversion of warrants and convertible securities) as a % of diluted share capital
		Number of shares held	As a % of grand total (A) +(B) +(C)	No.	As a percentage	As a % of grand total (A)+(B)+(C) of sub-clause (l)(a)	Number of warrants held	As a % total number of warrants of the same class	Number of convertible securities held	As a % total number of convertible securities of the same class	
	(i)	(iii)	(iv)	(v)	(vi)=(v)/(iii)*100	(vii)	(viii)	(ix)	(x)	(xi)	(xii)
1	Mr. Mehul C. Choksi	30795125	31.39	5880127	19.09	5.99	0	0	0	0	31.39
2	Partha Gems LLP	2069452	2.11	0	0.00	0.00	0	0	0	0	2.11
3	Priyanka Gems Private Limited	797748	0.81	233000	29.21	0.24	0	0	0	0	0.81
4	Rohan Diamonds Private Limited	1285484	1.31	864484	67.25	0.88	0	0	0	0	1.31
5	Mozart Trading Private Limited	451262	0.46	0	0.00	0.00	0	0	0	0	0.46
<b>TOTAL</b>		<b>35399071</b>	<b>36.08</b>	<b>6977611</b>	<b>19.71</b>	<b>7.11</b>	<b>0</b>	<b>0</b>	<b>0</b>	<b>0</b>	<b>36.08</b>

(\*) The term "encumbrance" has the same meaning as assigned to it in regulation 28(3) of the SAST Regulations, 2011



(i)(c)(i) Statement showing holding of securities (including shares, warrants, convertible securities) of persons belonging to the category "Public" and holding more than 1% of the total number of shares

Sr. No.	Name of the shareholder	Number of shares held	Shares as a percentage of total number of shares {i.e., Grand Total (A)+(B)+(C) indicated in Statement at para (i)(a) above}	Details of warrants		Details of convertible securities		Total shares (including underlying shares assuming full conversion of warrants and convertible securities) as a % of diluted share capital
				Number of warrants held	As a % total number of warrants of the same class	Number of convertible securities held	% w.r.t total number of convertible securities of the same class	
1	The Wellington Trust Company National Association	3250292	3.31	0	0	0	0	3.31
2	MV SCIF Mauritius	992473	1.01	0	0	0	0	1.01
3	Morgan Stanley Mauritius Company Limited	1246247	1.27	0	0	0	0	1.27
4	Macquarie Finance (India) Private Limited	5000000	5.10	0	0	0	0	5.10
5	Life Insurance Corporation of India	4499784	4.59	0	0	0	0	4.59
6	Prime Broking Company (India) Limited	1702269	1.73	0	0	0	0	1.73
7	Bennett, Coleman and Company Limited	1435107	1.46	0	0	0	0	1.46
8	STCI Finance Limited	957144	0.98	0	0	0	0	0.98
9	Government Pension Fund Global	1614951	1.65	0	0	0	0	1.65
10	Wellington Management Company, LLP A/C Wellington	1550107	1.58	0	0	0	0	1.58
11	HSBC Bank (Mauritius) Limited	2340000	2.38	0	0	0	0	2.38
<b>TOTAL</b>		<b>24588374</b>	<b>25.06</b>	<b>0</b>	<b>0</b>	<b>0</b>	<b>0</b>	



**(I)(c)(ii) Statement showing holding of securities (including shares, warrants, convertible securities) of persons (together with PAC) belonging to the category "Public" and holding more than 5% of the total number of shares of the company**

Sr. No.	Name of the shareholder	Number of shares	Shares as a percentage of total number of shares {i.e., Grand Total (A)+(B)+(C) indicated in Statement at para (I)(a) above}	Details of warrants		Details of convertible securities		Total shares (including underlying shares assuming full conversion of warrants and convertible securities) as a % of diluted share capital
				Number of warrants	As a % total number of warrants of the same class	Number of convertible securities held	% w.r.t total number of convertible securities of the same class	
1	D. B. Corp Limited	6054960	6.17	0	0	0	0	6.17
2	Macquarie Finance (India) Pvt Ltd	5000000	5.10	0	0	0	0	5.10
<b>TOTAL</b>		11054960	11.27	0	0	0	0	11.27




(f)(d) Statement showing details of locked-in shares

Sl. No.	Name of the shareholder	Number of locked-in shares	Locked-in shares as a percentage of total number of shares (i.e., Grand Total (A)+(B)+(C) indicated in Statement at para (f)(a) above)
1	Bennett, Coleman and Company Limited	314466	0.32
2	D. B. Corp Limited	6054960	6.17
<b>TOTAL</b>		<b>6369426</b>	<b>6.49</b>



(II)(a) Statement showing details of Depository Receipts (DRs)

Sr. No.	Type of outstanding DR (ADRs, GDRs, SDRs, etc.)	Number of outstanding DRs	Number of shares underlying outstanding DRs	Shares underlying outstanding DRs as a percentage of total number of shares {i.e., Grand Total (A)+(B)+(C) indicated in Statement at para (U) (a) above}
1	N.A.	N.A.	N.A.	N.A.
<b>TOTAL</b>		N.A.	N.A.	N.A.



(ii)(b) Statement showing holding of Depository Receipts (DRs), where underlying shares held by "promoter/promoter group" are in excess of 1% of the total number of shares

Sr. No.	Name of the DR Holder	Type of outstanding DR (ADRs, GDRs, SDRs, etc.)	Number of shares underlying outstanding DRs	Shares underlying outstanding DRs as a percentage of total number of shares (i.e., Grand Total (A)+(B)+(C) indicated in Statement at para (i)(a) above)
1	N.A.	N.A.	N.A.	N.A.
<b>TOTAL</b>		N.A.	N.A.	N.A.

