



Introductory sub-table (I)(a)			
Name of the Company: GEOMETRIC LIMITED			
Scrip Code, Name of the scrip, class of security: 532312, GEOMETRIC			
Quarter ended: March 31, 2015			
Partly paid-up shares:-	No. of partly paid-up shares	As a % of total no. of partly paid-up shares	As a % of total no. of shares of the company
Held by promoter/promoter group	0	0	0
Held by public	0	0	0
Total	0	0	0
Outstanding convertible securities:-			
No. of outstanding securities	As a % of total no. of outstanding convertible securities	As a % of total no. of shares of the company, assuming full conversion of the convertible securities	
Held by promoter/promoter group	0	0	0
Held by public	0	0	0
Total	0	0	0
Warrants:-			
No. of warrants	As a % of total no. of warrants	As a % of total no. of shares of the company, assuming full conversion of warrants	
Held by promoter/promoter group	0	0	0
Held by public	0	0	0
Total	0	0	0
Total paid-up capital of the company, assuming full conversion of warrants and convertible securities			




Statement Showing Shareholding Pattern

Category code	Category of Shareholder	Number of Shareholders	Table (I)(a)				Total shareholding as a		Number of shares	Shares Pledged or otherwise As a percentage
			Total number of shares	Number of shares held in dematerialized form	As a percentage of (A+B)	As a percentage of (A+B+C)				
(A)	Shareholding of Promoter and Promoter Group	(iii)	(iv)	(v)	(vi)	(vii)	(viii)	(ix) = (viii)/(iv)*100		
1	Indian									
(a)	Individuals/ Hindu Undivided Family	5	4589925	4589925	7.12	7.12	0.00	0.00	0.00	
(b)	Central Government/ State Government(s)						0.00	0.00	0.00	
(c)	Bodies Corporate	4	20054008	20054008	31.13	31.13	0.00	0.00	0.00	
(d)	Financial Institutions/ Banks						0.00	0.00	0.00	
(e)	Any Others(Specify)						0.00	0.00	0.00	
	Sub Total(A)(1)	9	24643933	24643933	38.25	38.25	0.00	0.00	0.00	
2	Foreign									
a	Individuals (Non-Residents Individuals/ Foreign Individuals)									
b	Bodies Corporate									
c	Institutions									
d	Qualified Foreign Investor									
e	Any Others(Specify)									
	Sub Total(A)(2)	0	0	0	0.00	0.00	0.00	0.00	0.00	
	Total Shareholding of Promoter and Promoter Group (A) = (A)(1)+(A)(2)	9	24643933	24643933	38.25	38.25	0.00	0.00	0.00	
(B)	Public shareholding									
1	Institutions									
(a)	Mutual Funds/ UTI	1	599	599	0.00	0.00				
(b)	Financial Institutions / Banks	5	87688	87688	0.14	0.14				
(c)	Central Government/ State Government(s)									
(d)	Venture Capital Funds									
(e)	Insurance Companies	1	69026	69026	0.11	0.11				
(f)	Foreign Institutional Investors	36	3748249	3748249	5.82	5.82				
(g)	Foreign Venture Capital Investors									



Statement Showing Shareholding Pattern


Category or code	Category of Shareholder	Number of Shareholders	Total number of shares	Table (i)(a)		Total shareholding as a percentage of (A+B)	Total shareholding as a percentage of (A+B+C)	Number of shares	As a percentage or otherwise
				Number of shares held in dematerialized form	Number of shares held in physical form				
(h)	Qualified Foreign Investor (ii)					(vi)	(vii)	(viii)	(ix) = (viii)/(iv)*100
(i)	Any Other (specify)								
	Sub-Total(B)(1)	43	3905562	3905562		6.06	6.06	0.00	0.00
B 2	Non-institutions								
(a)	Bodies Corporate	599	3740762	3734512		5.81	5.81		
(b)	Individuals								
I	Individuals - i. Individual shareholders holding nominal share capital up to Rs 1 lakh	24665	13326312	13021492		20.68	20.68		
II	ii. Individual shareholders holding nominal share capital in excess of Rs. 1 lakh.	36	16252479	16164979		25.23	25.23		
(c)	Qualified Foreign Investor								
(d)	Foreign Portfolio Investor (Corporate)	4	365795	365795		0.57	0.57		
(e)	Any Other (specify)								
(e-i)	Clearing Member	301	1060969	1060969		1.65	1.65		
(e-ii)	Non Resident Indians (Repat)	318	573052	573052		0.89	0.89		
(e-ii)	Non Resident Indians (Non Repat)	135	218103	218103		0.34	0.34		
(e-iii)	Directors / Relatives	5	325000	325000		0.50	0.50		
(e-iv)	Trusts	1	16000	16000		0.02	0.02		
	Sub-Total(B)(2)	26064	35878472	35479902		55.69	55.69	0.00	0.00
(B)	Total Public Shareholding (B) = (B)(1)+(B)(2)	26107	39784034	39385464		61.75	61.75	0.00	0.00
	TOTAL (A)+(B)	26116	64427967	64029397		100.00	100.00	0.00	0.00
(C)	Shares held by Custodians and against which Depository Receipts have been issued								
1	Promoter and Promoter Group								
2	Public								
	Sub-Total (C)	0	0	0		0.00	0.00	0.00	0.00
	GRAND TOTAL (A)+(B)+(C)	26116	64427967	64029397		100.00	100.00	0.00	0.00



(i)(b) Statement showing holding of securities (including shares, warrants, convertible securities) of persons belonging to the category "Promoter and Promoter Group"

Sr. No.	Name of the shareholder	Details of shares held			Encumbered shares (*)			Details of warrants			Details of convertible securities			Total shares (including underlying shares assuming full conversion of warrants and convertible securities) as a % of diluted share capital (XII)
		Number of shares held	As a % of grand total (A) + (C)	No. (A) + (B)	As a percentage (V) = (VI)/(III) * 100	As a % of grand total (A) + (B) + (C) of sub-clause (i)(a)	Number of warrants held	As a % total number of warrants of the same class	Number of convertible securities held	As a % total number of convertible securities of the same class				
1	GODREJ AND BOYCE MFG CO.LTD	12175000	18.90	0	0.00	0.00	0	0.00	0	0.00	0	0.00	0	
	AAACG1395D													
2	GODREJ INVESTMENTS PVT.LTD	7879008	12.23	0	0.00	0.00	0	0.00	0	0.00	0	0.00	0	
	AAACG1391H													
3	MANU M PARIYA	4257925	6.51	0	0.00	0.00	0	0.00	0	0.00	0	0.00	0	
	AACP8337R													
4	LYNN M PARIYA	210000	0.33	0	0.00	0.00	0	0.00	0	0.00	0	0.00	0	
	AAJPP1164B													
5	KANAUJI MAHMUD PARIYA	117000	0.18	0	0.00	0.00	0	0.00	0	0.00	0	0.00	0	
	AAAP4027E													
6	ALIA HERMIONE MANU PARIYA	5000	0.01	0	0.00	0.00	0	0.00	0	0.00	0	0.00	0	
	AICPP5443I													
	TOTAL	24643933	38.25	0	0.00	0.00	0	0.00	0	0.00	0	0.00	0	

(*) The term "encumbrance" has the same meaning as assigned to it in regulation 28(3) of the SAST Regulations, 2011.



(i)(c)(i) Statement showing holding of securities (including shares, warrants, convertible securities) of persons belonging to the category "Public" and holding more than 1% of the total number of shares


Sr. No.	Name of the shareholder	Number of shares held	Shares as a percentage of total number of shares (i.e., Grand Total (A)+(B)+(C) indicated in Statement at para (i)(a) above)	Details of warrants		Details of convertible securities		Total shares (including underlying shares assuming full conversion of warrants and convertible securities) as a % of diluted share capital
				Number of warrants held	As a % total number of warrants of the same class	Number of convertible securities held	% w.r.t total number of convertible securities of the same class	
1	JHUNJHUNWALA RAKESH RADHESHYAM ACPI9449M	8211250	12.74	0	0.00	0	0.00	0.00
2	RAKESH RADHESHYAM JHUNJHUNWALA AAEFR8176J	3000000	4.66	0	0.00	0	0.00	0.00
4	REKHA JHUNJHUNWALA AAEP12191B	990000	1.54	0	0.00	0	0.00	0.00
	TOTAL	12201250	18.94	0	0.00	0	0.00	0.00



Sri Chandresh

(i)(c)(ii) Statement showing holding of securities (including shares, warrants, convertible securities) of persons (together with PAC) belonging to the category "Public" and holding more than 5% of the total number of shares of the company

Sr. No.	Name(s) of the shareholder(s) and the Persons Acting in Concert (PAC) with them	Number of shares	Shares as a percentage of total number of shares {i.e., Grand Total (A)+(B)+(C) indicated in Statement at para (i)(a) above}	Details of warrants		Details of convertible		Total shares (including underlying shares assuming full conversion of warrants and convertible securities) as a % of diluted share capital
				Number of warrants	As a % total number of warrants of the same class	Number of convertible securities held	% w.r.t total number of convertible securities of the same class	
1	JHUNJUNWALA RAKESH RADHESHVAM ACPP19449M	8211250	12.74	0	0.00	0	0.00	0.00
TOTAL		8211250	12.74	0	0.00	0	0.00	0.00




(i)(d) Statement showing details of locked-in shares

Sr. No.	Name of the shareholder	Number of locked-in shares	Locked-in shares as a percentage of total number of shares {i.e., Grand Total (A)+(B)+(C) indicated in Statement at para (i)(a) above}
1		0	0.00
TOTAL		0	0.00


Kunipesh Ghosh

(11)(a) Statement showing details of Depository Receipts (DRs)

Sr. No.	Type of outstanding DR (ADRs, GDRs, SDRs, etc.)	Number of outstanding DRs	Number of shares underlying outstanding DRs	Shares underlying outstanding DRs as a percentage of total number of shares {i.e., Grand Total (A)+(B)+(C) indicated in Statement at para (1)(a) above}
		0	0	0.00
TOTAL		0	0	0.00



Anurupa Ghosh

(ii)(b) Statement showing holding of Depository Receipts (DRs), where underlying shares held by "promoter/promoter group" are in excess of 1% of the total number of shares

Sr. No.	Name of the DR Holder	Type of outstanding DR (ADRs, GDRs, SDRs, etc.)	Number of shares underlying outstanding DRs	Shares underlying outstanding DRs as a percentage of total number of shares (i.e., Grand Total (A)+(B)+(C) indicated in Statement at para (l)(a) above}
		0	0	0.00
TOTAL				0.00

