

Registered Office :
 B / 107 Bhoomi Darshan, Mahavir Nagar
 Kandivali (W), Mumbai 400 067, MH, India
 Phone : +91 22 4268 7070
 Fax : +91 22 4268 7072
 Email Id: sales@gaganpolycot.com
 Website: http://www.gaganpolycot.com



GAGAN POLYCOT INDIA LIMITED

Manufacturer of : Disposable Surgical Products

Introductory sub-table (I)(a)

Name of the Company: GAGAN POLYCOT INDIA LIMITED
 Scrip Code, Name of the scrip, class of security: 531196
 Quarter ended: 31/03/2014

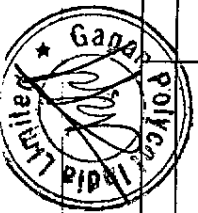
Partly paid-up shares:-	No. of partly paid-up shares	As a % of total no. of partly paid-up shares	As a % of total no. of shares of the company
Held by promoter/promoter group	NIL	NIL	NIL
Held by public	NIL	NIL	NIL
Total - D	NIL	NIL	NIL
Outstanding convertible securities:-	No. of outstanding securities	As a % of total no. of outstanding convertible securities	As a % of total no. of shares of the company, assuming full conversion of the convertible securities
Held by promoter/promoter group	NIL	NIL	NIL
Held by public	NIL	NIL	NIL
Total - E	NIL	NIL	NIL
Warrants:-	No. of warrants	As a % of total no. of warrants	As a % of total no. of shares of the company, assuming full conversion of warrants
Held by promoter/promoter group	NIL	NIL	NIL
Held by public	NIL	NIL	NIL
Total - F	NIL	NIL	NIL
Total paid-up capital of the company, assuming full conversion of warrants and convertible securities		10000000	




Manufacturing Unit :
 Gala No. 2, Bldg. No. 2, Shiv Shankar Ind. Estate No. 1, Behind Burmashell Petrolpump, Village Waliv, Vasai (E) 401 208, Thane, MH, India
 Phone : +91 22 810 851 1999 Fax : +91 22 391 671 30

Statement Showing Shareholding Pattern
Company Name: GAGAN POLYCOT INDIA LIMITED Table (I)(a)

Category code	Category of Shareholder	Number of Shareholders	Total number of shares	Number of shares held in dematerialized form	Total shareholding as a percentage of total number of shares		Number of shares encumbered	As a percentage (IX) = (VIII)/(IV)*100
					As a percentage of (A+B) 1 (VI)	As a percentage of (A+B+C) (VII)		
(I)	(II)	(III)	(IV)	(V)	(VI)	(VII)	(VIII)	(IX) = (VIII)/(IV)*100
(A)	Shareholding of Promoter and Promoter Group 2							
	1 Indian							
(a)	Individuals/ HUF	0	0	0	0.00	0.00	0	0.00
(b)	Central Govt./ State Govt.(s)	0	0	0	0.00	0.00	0	0.00
(c)	Bodies Corporate	5	2432100	1532100	24.32	24.32	0	0.00
(d)	Financial Institutions/ Banks	0	0	0	0.00	0.00	0	0.00
(e)	Any Others(Specify)							
(e-i)	Trusts				0.00	0.00		0.00
(e-ii)	Directors				0.00	0.00		0.00
	Sub Total(A) (1)	5	2432100	1532100	24.32	24.32	0	0.00
	2 Foreign							
a	Individuals (NRI/Foreign Individu	0	0	0	0.00	0.00	0	0.00
b	Bodies Corporate	0	0	0	0.00	0.00	0	0.00
c	Institutions	0	0	0	0.00	0.00	0	0.00
d	Qualified Foreign Investor	0	0	0	0.00	0.00	0	0.00
e	Any Others(Specify)	0	0	0	0.00	0.00	0	0.00




(d-vi)	Customers	0	0	0	0	0.00	0.00	0	0.00
(d-vii)	Suppliers	0	0	0	0	0.00	0.00	0	0.00
(d-viii)	Foreign Nationals	0	0	0	0	0.00	0.00	0	0.00
(d-ix)	Trusts	0	0	0	0	0.00	0.00	0	0.00
(d-x)	Foreign (Promoters)	0	0	0	0	0.00	0.00	0	0.00
(d-xi)	Directors	0	0	0	0	0.00	0.00	0	0.00
(d-xii)	Directors Relatives	0	0	0	0	0.00	0.00	0	0.00
(d-xiii)	Foreign Individuals (Including FDI)	0	0	0	0	0.00	0.00	0	0.00
	Sub-Total (B)(2)	2146	7567900	3603700	75.68	75.68	75.68	0	0.00
(B)	Total Public Shareholding (B) =	2146	7567900	3603700	75.68	75.68	75.68	0	0.00
	TOTAL (A)+(B)	2151	1E+07	5135800	100.00	100.00		0	0.00
(C)	Shares held by Custodians and against which Depository Receipts have been issued								
1	Promoter and Promoter Group	0	0	0	0	0.00	0.00	0	0.00
2	Public -	0	0	0	0	0.00	0.00	0	0.00
	Sub-Total (C)	0	0	0	0	0.00	0.00	0	0.00
	GRAND TOTAL (A)+(B)+(C)	2151	10000000	5135800	100.00	100.00		0	0.00



(1) Statement showing holding of securities (including shares, warrants, convertible securities) of persons belonging to the category "Promoter and Promoter Group"


Sr. No.	Name of the shareholder	Details of Shares held			Encumbered shares (*)			Details of warrants		Details of convertible securities	Total shares (including underlying shares assuming full conversion of warrants and convertible securities) as a % of diluted
		Number of shares held	As a % of grand total (A) + (B) + (C)	No. of shares	As a percentage	As a % of grand total (A) + (B) + (C) of sub-clause (I)(a)	Number of warrants held	As a % of Total number of warrants of the same Class	Number of convertible securities held		
(I)	(II)	(III)	(IV)	(V)	(VI)	(VII)	(VIII)	(IX)	(X)	(XI)	(XII)
1	KARMA STOCK TRADE LTD	450000	4.50	0	0.00	0.00	0	0.00	0	0.00	0.00
2	KYNER TRADING PVT. LTD	450000	4.50	0	0.00	0.00	0	0.00	0	0.00	0.00
3	LIEN TRADING PRIVATE LI	782100	7.82	0	0.00	0.00	0	0.00	0	0.00	0.00
4	TIEN TRADING PRIVATE LI	300000	3.00	0	0.00	0.00	0	0.00	0	0.00	0.00
5	ZELTZIN TRADING PRIVAT	450000	4.50	0	0.00	0.00	0	0.00	0	0.00	0.00
	TOTAL	2432100	24.32	0	0.00	0.00	0	0.00	0	0.00	0.00

(*) The term "encumbrance" has the same meaning as assigned to it in regulation 28(3) of the SAST Regulations, 2011



(i)(c)(iii) Statement showing holding of securities (including shares, warrants, convertible securities) of persons (together with PAC) belonging to the category "Public" and holding more than 5% of the total number of shares of the company.

Sr. No.	Name(s) of the shareholder(s) and the Persons Acting in Concert (PAC) with them	Number of shares	Shares as a percentage of total number of shares (i.e., Grand Total (A)+(B)+(C) indicated in Statement at para	Details of warrants		Details of convertible securities		Total shares (including underlying shares assuming full conversion of warrants and convertible securities) as a % of diluted share capital
				Number of warrants	As a % Total Number of warrants of the same Class	Number of convertible securities held	% w.r.t Total Number of convertible securities of the same Class	
1		0	0.00	0	0.00	0	0.00	0.00
	TOTAL	0	0.00	0	0.00	0	0.00	0.00



Statement showing details of locked-in shares

Sr. No.	Name of the shareholder	Number of locked-in shares	Locked-in shares as a percentage of total number of shares {i.e., Grand Total (A)+(B)+(C) indicated in Statement at para (1)(c) above}	Promoter / Promoter Group / Public
1	AVION MECANTILE PVT. LTD.	475000	4.75	public
2	CHITALIA STOCK TRADING PVT. LTD.	475000	4.75	public
3	GOODIIPS STOCK TRADING PRIVATE LIMITED	425000	4.25	public
4	GREATGAINS STOCK TRADING PRIVATE LIMITED	425000	4.25	public
5	HANUMAN LAMINATES (INDIA) PVT. LTD.	475000	4.75	public
6	JADHAV STOCK TRADING PRIVATE LTD	400000	4.00	public
7	KARMA STOCK TRADE LTD.	450000	4.50	Promoter / Promoter Group
8	KYNER TRADING PVT. LTD.	450000	4.50	Promoter / Promoter Group
9	MAHARASHTRA LAMINATES LTD	475000	4.75	public
10	MULBERRY MERCANTILE PRIVATE LIMITED	400000	4.00	public
11	PARESH RAJNIKANT SHAH	100000	1.00	public
12	SATISH VITHALDAS BHANSALI	100000	1.00	public
13	TIEN TRADING PRIVATE LIMITED	300000	3.00	Promoter / Promoter Group
14	UNIFLEX MERCANTILE PVT. LTD.	371700	3.72	public
15	VAISHALI PARESH SHAH	100000	1.00	public
16	VIRENDRA MANILAL SHAH	100000	1.00	public
17	ZELTZIN TRADING PRIVATE LIMITED	450000	4.50	Promoter / Promoter Group
	TOTAL	5971700	59.72	



(ii)(a) Statement showing details of Depository Receipts (DRs)

Sr. No.	Type of outstanding DR (ADRs, GDRs, SDRs, etc.)	Number of outstanding DRs	Number of shares underlying outstanding DRs	Shares underlying outstanding DRs as a percentage of total number of shares (i.e., Grand Total (A)+(B)+(C) indicated in Statement at para (i)(a) above)
1		0	0	0
	TOTAL	0	0	0



(ii)(b) Statement showing holding of Depository Receipts (DRs), where underlying shares held by 'promoter/promoter group' are in excess of 1% of the total number of shares

Sr. No.	Name of the DR Holder	Type of outstanding DR (ADRs, GDRs, SDRs, etc.)	Number of shares underlying outstanding DRs	Shares underlying outstanding DRs as a percentage of total number of shares (i.e., Grand Total (A)+(B)+(C) indicated in Statement at para (i)(a) above)
1		0	0	0
	TOTAL	0	0	0



Sr.No.	Notes
1	
2	
3	
4	
5	
6	
7	
8	
9	

