

Registered Office :

B / 107 Bhoomi Darshan, Mahavir Nagar
Kandivali (W), Mumbai 400 067, MH, India

Phone : +91 22 4268 7070

Fax : +91 22 4268 7072

Email id: sales@gaganpolycot.com


Website: http://www.gaganpolycot.com



GAGAN POLYCOT INDIA LIMITED

CIN:- L24134MH1988PLC231956

Introductory sub-table (I)(a)			
Name of the Company:	GAGAN POLYCOT INDIA LIMITED		
Scrip Code, Name of the scrip, class of security	531196		
Quarter ended:	30/06/2014		
Partly paid-up shares:-	No. of partly paid-up shares	As a % of total no. of partly paid-up shares	As a % of total no. of shares of the company
Held by promoter/promoter group	NIL	NIL	NIL
Held by public	NIL	NIL	NIL
Total - D	NIL	NIL	NIL
Outstanding convertible securities:-	No. of outstanding securities	As a % of total no. of outstanding convertible securities	As a % of total no. of shares of the company, assuming full conversion of the convertible securities
Held by promoter/promoter group	NIL	NIL	NIL
Held by public	NIL	NIL	NIL
Total - E	NIL	NIL	NIL
Warrants:-	No. of warrants	As a % of total no. of warrants	As a % of total no. of shares of the company, assuming full conversion of warrants
Held by promoter/promoter group	NIL	NIL	NIL
Held by public	NIL	NIL	NIL
Total - F	NIL	NIL	NIL
Total paid-up capital of the company, assuming full conversion of warrants and convertible securities	10000000		



Statement Showing Shareholding Pattern

Company Name: GAGAN POLYCOT INDIA LIMITED

Table (I)(a)

Category code	Category of Shareholder	Number of Shareholders	Total number of shares	Number of shares held in dematerialized form		Total shareholding as a percentage of total number of shares		Number of shares otherwise pledged or encumbered	As a percentage (IX) = (VIII)/(IV)*100
				Number of shares held in dematerialized form	Number of shares held in dematerialized form	As a percentage of (A+B) 1	As a percentage of (A+B+C)		
(I)	(II)	(III)	(IV)	(V)	(V)	(VI)	(VII)	(VIII)	(IX) = (VIII)/(IV)*100
(A)	Shareholding of Promoter and Promoter Group2								
	1 Indian								
(a)	Individuals/ HUF	0	0	0	0	0.00	0.00	0	0.00
(b)	Central Govt./ State Govt.(s)	0	0	0	0	0.00	0.00	0	0.00
(c)	Bodies Corporate	3	2432100	2432100	2432100	24.32	24.32	0	0.00
(d)	Financial Institutions/ Banks	0	0	0	0	0.00	0.00	0	0.00
(e)	Any Others(Specify)								
(e-i)	Trusts					0.00	0.00		0.00
(e-ii)	Directors					0.00	0.00		0.00
	Sub Total(A)(1)	3	2432100	2432100	2432100	24.32	24.32	0	0.00
	2 Foreign								
a	Individuals (NRI/Foreign Individu	0	0	0	0	0.00	0.00	0	0.00
b	Bodies Corporate	0	0	0	0	0.00	0.00	0	0.00
c	Institutions	0	0	0	0	0.00	0.00	0	0.00
d	Qualified Foreign Investor	0	0	0	0	0.00	0.00	0	0.00
e	Any Others(Specify)	0	0	0	0	0.00	0.00	0	0.00
	Sub Total(A)(2)	0	0	0	0	0.00	0.00	0	0.00
	Total Shareholding of Promote	3	2432100	2432100	2432100	24.32	24.32	0	0.00



(B)	Public shareholding																	
	1 Institutions																	
(a)	Mutual Funds/ UTI	0	0	0	0	0.00	0.00	0	0.00									
(b)	Financial Institutions / Banks	0	0	0	0	0.00	0.00	0	0.00									
(c)	Central Government/ State Gover	0	0	0	0	0.00	0.00	0	0.00									
(d)	Venture Capital Funds	0	0	0	0	0.00	0.00	0	0.00									
(e)	Insurance Companies	0	0	0	0	0.00	0.00	0	0.00									
(f)	Foreign Institutional Investors	0	0	0	0	0.00	0.00	0	0.00									
(g)	Foreign Venture Capital Investors	0	0	0	0	0.00	0.00	0	0.00									
(h)	Qualified Foreign Investor	0	0	0	0	0.00	0.00	0	0.00									
(i)	Any Other (specify)	0	0	0	0	0.00	0.00	0	0.00									
	Sub-Total (B)(1)	0	0	0	0	0.00	0.00	0	0.00									
B 2	Non-institutions																	
(a)	Bodies Corporate	90	4369561	2015061	43.70	43.70	0	0.00										
(b)	Individuals																	
I	Ind-Hold nominal shr capital upto	2048	1859109	629209	18.59	18.59	0	0.00										
II	Ind-Hold nominal shr capital in ex	35	1338279	1104479	13.38	13.38	0	0.00										
(c)	Qualified Foreign Investor	0	0	0	0.00	0.00	0	0.00										
(d)	Any Other (specify)																	
(d-i)	Others	0	0	0	0.00	0.00	0	0.00										
(d-ii)	Clearing member	2	951	951	0.01	0.01	0	0.00										
(d-iii)	NRIs	0	0	0	0.00	0.00	0	0.00										
(d-iv)	NRI Corp Bodies	0	0	0	0.00	0.00	0	0.00										
(d-v)	Foreign Corp Bodies (Including FD	0	0	0	0.00	0.00	0	0.00										
(d-vi)	Customers	0	0	0	0.00	0.00	0	0.00										
(d-vii)	Suppliers	0	0	0	0.00	0.00	0	0.00										
(d-viii)	Foreign Nationals	0	0	0	0.00	0.00	0	0.00										
(d-ix)	Trusts	0	0	0	0.00	0.00	0	0.00										
(d-x)	Foreign (Promoters)	0	0	0	0.00	0.00	0	0.00										
(d-xi)	Directors	0	0	0	0.00	0.00	0	0.00										
(d-xii)	Directors Relatives	0	0	0	0.00	0.00	0	0.00										
(d-xiii)	Foreign Individuals (Including FDI	0	0	0	0.00	0.00	0	0.00										




	Sub-Total (B)(2)	2175	7567900	3749700	75.68	75.68	0	0.00
(B)	Total Public Shareholding (B) =	2175	7567900	3749700	75.68	75.68	0	0.00
	TOTAL (A)+(B)	2178	1E+07	6181800	100.00	100.00	0	0.00
(C)	Shares held by Custodians and against which Depository Receipts have been issued							
	1 Promoter and Promoter Group	0	0	0	0.00	0.00	0	0.00
	2 Public -	0	0	0	0.00	0.00	0	0.00
	Sub-Total (C)	0	0	0	0.00	0.00	0	0.00
	GRAND TOTAL (A)+(B)+(C)	2178	10000000	6181800	100.00	100.00	0	0.00



(1)(b) Statement showing holding of securities (including shares, warrants, convertible securities) of persons belonging to the category "Promoter and Promoter Group"											
Sr. No.	Name of the shareholder	Details of Shares held	Encumbered shares (*)	Details of warrants	Details of convertible securities	Total shares (including underlying shares assuming full conversion of warrants and convertible securities) as a % of diluted share capital					
(I)	(II)	Number of shares held	As a % of grand total (A) + (B) + (C)	No.	As a percentage	As a % of grand total (A) + (B) + (C) of sub-clause (I)(a)	Number of warrants held	As a % Total Number of warrants of the same Class	Number of convertible securities held	As a % Total Number of convertible securities of the same Class	(XII)
1	LIEN TRADING P	1682100	16.82	0	0.00	0.00	0	0.00	0	0.00	0.00
2	TIEN TRADING P	300000	3.00	0	0.00	0.00	0	0.00	0	0.00	0.00
3	ZELTZIN TRADIN	450000	4.50	0	0.00	0.00	0	0.00	0	0.00	0.00
	TOTAL	2432100	24.32	0	0.00	0.00	0	0.00	0	0.00	0.00

(*) The term "encumbrance" has the same meaning as assigned to it in regulation 28(3) of the SAST Regulations, 2011



(I) Statement showing holding of securities (including shares, warrants, convertible securities) of persons belonging to the category "Public" and holding more than 1% of the total number of shares


Sr. No.	Name of the shareholder	Number of shares held	Shares as a percentage of total number of shares {i.e., Grand Total (A) + (B) + (C) indicated in Statement at para (I)(a) above}	Details of warrants		Details of convertible securities		Total shares (including underlying shares assuming full Conversion of warrants and convertible securities) as a % of diluted share capital
				Number of warrants held	As a % Total Number of warrants of the same Class	Number of convertible securities held	As a % Total Number of convertible securities of the same class	
1	CANTABIL RETAIL IND	108800	1.09	0	0.00	0.00	0	0.00
2	CEEPLAST TRADING CO	950000	9.50	0	0.00	0.00	0	0.00
3	GOODTIPS STOCK TR	354984	3.55	0	0.00	0.00	0	0.00
4	GREATGAINS STOCK T	425000	4.25	0	0.00	0.00	0	0.00
5	GREATGAINS STOCK T	475000	4.75	0	0.00	0.00	0	0.00
6	JADHAV STOCK TRADI	400000	4.00	0	0.00	0.00	0	0.00
7	MULBERRY MERCANTIL	374378	3.74	0	0.00	0.00	0	0.00
8	STYLECHECK GARMEN	846700	8.47	0	0.00	0.00	0	0.00
9	URVI DEEPAK MEHTA	180300	1.80	0	0.00	0.00	0	0.00
	TOTAL	4115162	41.15	0	0.00	0.00	0	0.00




Sr. No.	Name(s) of the shareholder(s) and the Persons Acting in Concert (PAC) with them	Number of shares	Shares as a percentage of total number of shares {i.e., Grand Total (A)+(B)+(C) indicated in Statement at	Details of warrants		Details of convertible securities		Total shares (including underlying share assuming full conversion of warrants and convertible securities) as a
				Number of warrants	As a % Total Number of warrants of the same Class	Number of convertible securities held	% w.r.t Total Number of convertible securities of the same Class	
1	CEEPLAST TRADING CO PVT LTD	950000	9.50	0	0.00	0	0.00	0
2	STYLECHECK GARMENTS PVT LTD	846700	8.47	0	0.00	0	0.00	0
	TOTAL	1796700	17.97	0	0.00	0	0.00	0



(I)(d)	Statement showing details of locked-in shares			
	Name of the shareholder	Number of locked-in shares	Locked-in shares as a percentage of total number of shares {i.e., Grand Total (A)+(B)+(C) indicated in Statement at para (1)(a) above}	Promoter / Promoter Group / Public
Sr. No.				
1	LIEN TRADING PRIVATE LIMITED	900000	9.00	Promoter / Promoter
2	TIEN TRADING PRIVATE LIMITED	300000	3.00	Promoter / Promoter
3	ZELTZIN TRADING PRIVATE LIMITED	450000	4.50	Promoter / Promoter
	TOTAL	1650000	16.50	



(II)(a) Statement showing details of Depository Receipts (DRs)				
Sr. No.	Type of outstanding DR (ADRs, GDRs, SDRs, etc.)	Number of outstanding DRs	Number of shares underlying outstanding DRs	Shares underlying outstanding DRs as a percentage of total number of shares {i.e., Grand Total (A)+(B)+(C) indicated in Statement at para (I)(a) above}
1		0	0	
	TOTAL	0	0	



(II)(b) Statement showing holding of Depository Receipts (DRs), where underlying shares held by 'promoter/promoter group' are in excess of 1% of the total number of shares				
Sr. No.	Name of the DR Holder	Type of outstanding DR (ADRs, GDRs, SDRs, etc.)	Number of shares underlying outstanding DRs	Shares underlying outstanding DRs as a percentage of total number of shares {i.e., Grand Total (A) + (B) + (C) indicated in Statement at para (I)(a) above}
1			0	0
	TOTAL		0	0

