

## (I)(a) STATEMENT SHOWING SHAREHOLDING PATTERN

Name of the Company: GRM OVERSEAS LIMITED			
Scrip Code, Name of the scrip, class of security: 531449, GRMOVERS, QUITY SHARES			
Quarter ended: 30TH JUNE, 2014			
<b>Partly paid-up shares:-</b>			
	No. of partly paid-up shares	As a % of total no. of partly paid-up shares	As a % of total no. of shares of the company
Held by promoter/promoter group	NIL	N.A.	N.A.
Held by public	NIL	N.A.	N.A.
<b>Total</b>	<b>0</b>		
<b>Outstanding convertible securities:-</b>			
	No. of outstanding securities	As a % of total no. of outstanding convertible securities	As a % of total no. of shares of the company, assuming full conversion of the convertible securities
Held by promoter/promoter group	NIL	N.A.	N.A.
Held by public	NIL	N.A.	N.A.
<b>Total</b>	<b>0</b>		
<b>Warrants:-</b>			
	No. of warrants	As a % of total no. of warrants	As a % of total no. of shares of the company, assuming full conversion of warrants
Held by promoter/promoter group	NIL	N.A.	N.A.
Held by public	NIL	N.A.	N.A.
<b>Total</b>	<b>0</b>		
Total paid-up capital of the company, assuming full conversion of warrants and convertible securities		3689500	

For GRM Overseas Ltd.

Director/M. Director

(I) (a) STATEMENT SHOWING SHAREHOLDING PATTERN  
 Name of the Company : GRM OVERSEAS LIMITED  
 Scrip Code : EQUITY

DATE : 02/07/2014  
 Quarter Ended : 30TH JUNE, 2014

Category Code	Category of shareholder	Number of Shareholders	Total Number of Shares	Number of shares held in dematerialized form	Total Shareholding as a percentage of total no. of shares % of A+B % of A+B+C		Shares pledged or otherwise encumbered	Shares $\rightarrow$ Tot.
<b>(A) Shareholding of Promoter and Promoter Group</b>								
<b>(1) Indian</b>								
	(a) Individuals / Hindu Undivided Family	2	2716200	2716200	73.61973	73.61973	0	0.00000
	(b) Central Government / State Government(s)	0	0	0	0.00000	0.00000	0	0.00000
	(c) Bodies Corporate	0	0	0	0.00000	0.00000	0	0.00000
	(d) Financial Institutions / Banks	0	0	0	0.00000	0.00000	0	0.00000
	(e) Others	0	0	0	0.00000	0.00000	0	0.00000
	Sub-Total (A) (1)	2	2716200	2716200	73.61973	73.61973	0	0.00000
<b>(2) Foreign</b>								
	(a) Individuals (NRIs / Foreign Individuals)	0	0	0	0.00000	0.00000	0	0.00000
	(b) Bodies Corporate	0	0	0	0.00000	0.00000	0	0.00000
	(c) Institutions	0	0	0	0.00000	0.00000	0	0.00000
	(d) Qualified Foreign Investor	0	0	0	0.00000	0.00000	0	0.00000
	(e) Others	0	0	0	0.00000	0.00000	0	0.00000
	(1) Directors & their Relatives	0	0	0	0.00000	0.00000	0	0.00000
	Sub-Total (A) (2)	0	0	0	0.00000	0.00000	0	0.00000
	Total Shareholding of Prom. & Prom. Grp.	2	2716200	2716200	73.61973	73.61973	0	0.00000
	(A)=(A) (1)+(A) (2)							

For GRM Overseas Ltd.

Director/M. Director

(I) (a) STATEMENT SHOWING SHAREHOLDING PATTERN  
 Name of the Company : GRM OVERSEAS LIMITED  
 Scrip Code : EQUITY

DATE : 02/07/2014  
 Quarter Ended : 30TH JUNE, 2014

Category Code	Category of shareholder	Number of Shareholders	Total Number of Shares	Number of shares held in dematerialized form	Total Shareholding as a percentage of total no. of shares % of A+B	% of A+B+C	Shares pledged or otherwise encumbered	Shares % -> Tot.
<b>(B) Public Shareholding</b>								
<b>(1) Institutions</b>								
	(a) Mutual Funds/ UTI	1	78300	0	2.12224	2.12224		NA NA
	(b) Financial Institutions / Banks	1	125000	125000	3.38799	3.38799		NA NA
	(c) Central Government / State Government(s)	1	124000	124000	3.36089	3.36089		
	(d) Venture Capital Funds	0	0	0	0.00000	0.00000		
	(e) Insurance Companies	0	0	0	0.00000	0.00000		
	(f) Foreign Institutional Investors	0	0	0	0.00000	0.00000		
	(g) Foreign Venture Capital Investors	0	0	0	0.00000	0.00000		
	(h) Qualified Foreign Investor	0	0	0	0.00000	0.00000		
	(i) Others							
	(1) Foreign Financial Institutions	0	0	0	0.00000	0.00000		
	(2) Foreign Mutual Fund	0	0	0	0.00000	0.00000		
	<b>Sub-Total (B) (1)</b>	<b>3</b>	<b>327300</b>	<b>249000</b>	<b>8.87112</b>	<b>8.87112</b>		
<b>(2) Non-institutions</b>								
	(a) Bodies Corporate	14	9549	9449	0.25882	0.25882		NA NA
	(b) (i) Indiv. hldg. nom. shr. cap.<=Rs. 1 Lakh	366	185920	140320	5.03917	5.03917		
	(ii) Indiv. hldg. nom. shr. cap.> Rs. 1 Lakh	6	317900	199900	8.61634	8.61634		
	(c) Qualified Foreign Investor							
	(d) Others							
	(1) Trusts	0	0	0	0.00000	0.00000		
	(2) Directors & their Relatives	0	0	0	0.00000	0.00000		
	(3) Foreign Nationals	0	0	0	0.00000	0.00000		
	(1) Non Resident Indians	27	51000	2700	1.38230	1.38230		
	(2) Clearing Members	7	2197	2197	0.05955	0.05955		
	(3) Hindu Undivided Families	7	35534	35534	0.96311	0.96311		
	(4) NRIs/OCBs	2	43900	0	1.18986	1.18986		
	<b>Sub-Total (B) (2)</b>	<b>429</b>	<b>646000</b>	<b>390100</b>	<b>17.50915</b>	<b>17.50915</b>		
	<b>Total Public Shareholding</b>	<b>432</b>	<b>973300</b>	<b>639100</b>	<b>26.38027</b>	<b>26.38027</b>		NA NA
	(B) = (B) (1)+(B) (2)							
	<b>TOTAL (A)+(B)</b>	<b>434</b>	<b>3689500</b>	<b>3355300</b>	<b>100.00000</b>	<b>100.00000</b>		
<b>(C) Shares held by Custodians and against which Depository Receipts have been issued</b>								
	(1) Promoter and Promoter Group	0	0	0	0.00000	0.00000		NA NA
	(2) Public	0	0	0	0.00000	0.00000		NA NA
	<b>GRAND TOTAL (A)+(B)+(C)</b>	<b>434</b>	<b>3689500</b>	<b>3355300</b>	<b>100.00000</b>	<b>100.00000</b>		0 0.00000


For GRM Overseas Ltd.

Director/M. Director

Category : Promoter &amp; Promoter Group / Indian / Individuals/HUF

Srl.No	Folio Name/Address	<----- DP-Id	NSDL Client-Id	<----- DP-Id	CDSL Client-Id	Physical Hldg	Nsd1 Hldg	Cdsl Hldg	Total Hldg	% of Tot. Equity	Pledged Shares
1	0000001 HUKAM CHAND GARG			10600	1201060002428291			1626200	1626200	44.07643	
2	0000003 ROHIT GARG			10600	1201060002390961			1090000	1090000	29.54330	
*** Total ***									2716200	73.61973	

For GRM Overseas Ltd.

  
Director

Category : Public / Institutions / Mutual Funds/UTI

Srl.No	Folio Name/Address	<----- DP-Id	NSDL Client-Id	<----- DP-Id	CDSL Client-Id	Physical Hldg	Nsdl Hldg	Cdsl Hldg	Total Hldg	% of Tot. Equity	Pledged Shares
1	0000045 SHRIRAM MUTUAL FUND-TAX GUARDI					78300			78300	2.12224	
*** Total ***									78300	2.12224	


For GRM Overseas Ltd.

Director/MD, Director

Category : Public / Institutions / Financial Institutions/Banks

Srl.No	Folio	Name/Address	<----- NSDL -----> DP-Id Client-Id	<----- CDSL -----> DP-Id Client-Id	Physical Hldg	Nsdl Hldg	Cdsl Hldg	Total Hldg	% of Tot. Equity	Pledged Shares
1		HARYANA FINANCIAL CORPORATION	IN301330 18870338			125000		125000	3.38799	
*** Total ***								125000	3.38799	

For GRM Overseas Ltd.

  
Director/M. Director

Category : Public / Institutions / Central Govt./State Govt.

Srl.No	Folio	<----- NSDL ----->		<----- CDSL ----->		Physical	Nsdl	Cdsl	Total	% of Tot.	Pledged
Name/Address	DP-Id	Client-Id	DP-Id	Client-Id	Hldg	Hldg	Hldg	Hldg	Equity	Shares	
1	0000044		IN300450	10755772			124000		124000	3.36089	
HARYANA STATE INDUSTRIAL AND INFRASTRUCTURE											
EVELOPMENT CORPORATION LTD											
*** Total ***									124000	3.36089	

For GRM Overseas Ltd.

  
Director/M. Director

Category : Public / Non-institutions / Bodies Corporate

Sl.No	Folio Name/Address	DP-Id	NSDL Client-Id	DP-Id	CDSL Client-Id	Physical Hldg	Nsdl Hldg	Cdsl Hldg	Total Hldg	% of Tot. Equity	Pledged Shares
1	0000725 GEOMETRIC SECURITIES & ADVISORY P LTD					100			100	0.00271	
2	IN300513 14972550 SHAREKHAN LIMITED						120		120	0.00325	
3	IN300888 14043942 JLG SECURITIES PVT LTD						500		500	0.01355	
4	IN301143 10095924 MASTER CAPITAL SERVICES LTD						137		137	0.00371	
5	IN301774 10000167 RELIGARE SECURITIES LTD						4		4	0.00011	
6	IN301846 10283572 LSE SECURITIES LTD.						100		100	0.00271	
7	IN302269 12166081 INDIA INFOLINE LIMITED						200		200	0.00542	
8	IN302365 10000130 SHRI PARASRAM HOLDINGS PVT.LTD.						500		500	0.01355	
9	ESHA INVESTMENT & TRADING PRIVATE LIMITED			23400	1302340000366083			200	200	0.00542	
10	JM FINANCIAL SERVICES LTD.			33300	1203330000033802			27	27	0.00073	
11	R K STOCKHOLDING PVT. LTD			41800	1204180000000020			100	100	0.00271	
12	ITI FINANCIAL SERVICES LIMITED			44500	1204450000336770			6061	6061	0.16428	
13	COMPETENT FINMAN PVT. LTD			47900	1204790000016449			800	800	0.02168	
14	SHAMBHURESHWAR VINCOM PRIVATE LIMITED			51200	1205120000027991			700	700	0.01897	
*** Total ***									9549	0.25882	

For GRM Overseas Ltd.

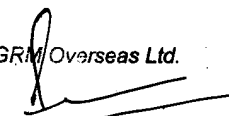
Director/M. Director



Category : Public / Non-institutions / Non Resident Indians

Srl.No	Folio Name/Address	<----- DP-Id	NSDL Client-Id	<----- DP-Id	CDSL Client-Id	Physical Hldg	Nsdl Hldg	Cdsl Hldg	Total Hldg	% of Tot. Equity	Pledged Shares
1	0000008 JACOB MATHEW					300			300	0.00813	
2	0000010 KRISHNA CHOUDHARY					300			300	0.00813	
3	0000013 K M VIJAYANATH					300			300	0.00813	
4	0000014 NATWARLAL MANILAL BADANI					400			400	0.01084	
5	0000015 VINIT SODHI					500			500	0.01355	
6	0000017 NEETA PATEL					500			500	0.01355	
7	0000019 HARESH G DALWADI					500			500	0.01355	
8	0000021 SUNITA RAMCHANDANI					600			600	0.01626	
9	0000022 RAJIV K LAXMAN					1000			1000	0.02710	
10	0000029 MOHAMMEDDHANIF IBRAHIM PATEL					400			400	0.01084	
11	0000032 SAMUEL PURUSHOTHAMAN ISAAC		IN302902 46400750				500		500	0.01355	
12	0000033 KIRITBHAI G PATEL					1000			1000	0.02710	
13	0000035 SUBHRA MOHAPATRA					1000			1000	0.02710	

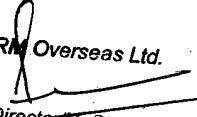
For GRM Overseas Ltd.

  
 Director/M. Director

14	0000039 DEEPENDRA NATH BASU	10000	10000	0.27104
15	0000040 KANNAN CHANDRASHEKAR	9300	9300	0.25207
16	0000041 MUKKAMALA KAMESWAR RAO	5000	5000	0.13552
17	0000042 ROBINDRA NATH BANERJEE	12500	12500	0.33880
18	0000046 ALBAN EDWIN DSOUZA	1500	1500	0.04066
19	0000047 INDER RAJ SEGAN	2000	2000	0.05421

---

For GRM Overseas Ltd.

  
Director/ Director

Category : Public / Non-institutions / Non Resident Indians

Srl.No	Folio Name/Address	<----- NSDL -----> DP-Id Client-Id	<----- CDSL -----> DP-Id Client-Id	Physical Hldg	Nsdl Hldg	Cdsl Hldg	Total Hldg	% of Tot. Equity	Pledged Shares
20	0000048 ABDUL KAREEM E T	IN300239 12353557			1000		1000	0.02710	
21	0000049 HANUMANTHAPPA THIPPESWAMY	IN301151 12796654			300		300	0.00813	
22	0000050 RASHMIKABEN R PATEL			400			400	0.01084	
23	0000051 NAVEEN KUMAR AMIN			300			300	0.00813	
24	0000052 P V RAVEENDRAN	IN300360 20302993			300		300	0.00813	
25	0000055 SARWAN KUMAR			500			500	0.01355	
26	0000056 THOMAS THARAYIL DR	IN300239 10426867			300		300	0.00813	
27	0000057 GURDEV SINGH	IN301330 19261828			300		300	0.00813	
*** Total ***							51000	1.38230	

For GRM Overseas Ltd.

Director/ Director

Category : Public / Non-institutions / Clearing Members

Srl.No	Folio Name/Address	<----- NSDL -----> DP-Id Client-Id	<----- CDSL -----> DP-Id Client-Id	Physical Hldg	Nsdl Hldg	Cdsl Hldg	Total Hldg	% of Tot. Equity	Pledged Shares
1	AXIS SECURITIES LIMITED	IN300484 13645383			130		130	0.00352	
2	SHAREKHAN LIMITED	IN300513 10000578			140		140	0.00379	
3	MOTILAL OSWAL SECURITIES LTD		10 1100001000012619			250	250	0.00678	
4	ASIT C. MEHTA INVESTMENT INTERMEDIATES LIMITED		10 1100001000012832			73	73	0.00198	
5	JM FINANCIAL SERVICES PVT. LTD.		10 1100001000014654			14	14	0.00038	
6	ASIT C. MEHTA INVESTMENT INTERMEDIATES LIMITED		13200 1201320000000568			90	90	0.00244	
7	ANUGRAH STOCK & BROKING PVT LTD		40000 1204000000000460			1500	1500	0.04066	
*** Total ***							2197	0.05955	

For GRM Overseas Ltd.

  
 Director/AM Director

Category : Public / Non-institutions / Hindu Undivided Families

Srl.No	Folio Name/Address	<----- DP-Id	NSDL Client-Id	<----- DP-Id	CDSL Client-Id	Physical Hldg	Nsd1 Hldg	Cdsl Hldg	Total Hldg	% of Tot. Equity	Pledged Shares
1	PRAVEEN KUMAR BAJAJ		IN300214 16664675				200		200	0.00542	
2	SATISHKUMAR GANDALAL PATEL		IN301233 10117589				500		500	0.01355	
3	ARVINDKUMAR J SANCHETI		IN303028 54015580				24190		24190	0.65564	
4	ATUL BABUBHAI CHAUHAN (HUF)			11200	1201120000039187			100	100	0.00271	
5	JAIKUMAR K BOTHRA - HUF .			22500	1202250000072817			9324	9324	0.25272	
6	NARENDRA GAJANAN MEHENDALE (HUF)			22600	1202260000017243			20	20	0.00054	
7	RAMNIWAS RAMJEEVAN KASAT .			33300	1203330000032087			1200	1200	0.03252	
*** Total ***									35534	0.96311	


For GRM Overseas Ltd.

Director/M. Director

Category : Public / Non-institutions / NRIs/OCBs

Srl.No	Folio Name/Address	<----- NSDL -----> DP-Id Client-Id	<----- CDSL -----> DP-Id Client-Id	Physical Hldg	Nsdl Hldg	Cdsl Hldg	Total Hldg	% of Tot. Equity	Pledged Shares
1	0000025 LLOYDS SECURITIES OVERSEAS LTD			42500			42500	1.15192	
2	0000038 NORD ASIA INVESTMENTS LTD			1400			1400	0.03795	
*** Total ***							43900	1.18986	

For GRM Overseas Ltd.

  
Director/MD Director

(D)(b) Statement showing holding of securities (including shares, warrants, convertible securities) of persons belonging to the category "Promoter and Promoter Group"

Sr. No.	Name of the shareholder	Details of Shares held		Encumbered shares (*)			Details of warrants		Details of convertible securities		Total shares (including underlying shares assuming full conversion of warrants and convertible securities) as a % of diluted share capital
		Number of shares held	As a % of grand total (A)+(B)+(C)	No.	As a percentage	As a % of grand total (A)+(B)+(C) of sub-clause (I)(a)	Number of warrants held	As a % total number of warrants of the same class	Number of convertible securities held	As a % total number of convertible securities of the same class	
(i)	(ii)	(iii)	(iv)	(v)	(vi)=(v)/(iii)*100	(vii)	(viii)	(ix)	(x)	(xi)	(xii)
1	HUKAM CHAND GARG	1626200	44.08	0	0.00	0.00	0	0	0	0	0
2	ROHIT GARG	1090000	29.54	0	0.00	0.00	0	0	0	0	0
	<b>TOTAL</b>	<b>2716200</b>	<b>73.62</b>	<b>0</b>	<b>0.00</b>	<b>0.00</b>	<b>0</b>	<b>0</b>	<b>0</b>	<b>0</b>	<b>0</b>

(\*) The term "encumbrance" has the same meaning as assigned to it in regulation 28(3) of the SAST Regulations, 2011

For GRM Overseas Ltd.

Director/M. Director

(I) (c) (i) Statement showing holding of securities (including shares, warrants, convertible securities) of persons belonging to the category "Public" and holding more than 1% of the total number of shares

Srl. No	Name of the shareholder	Details of Shares held	Encumbered shares	Details of warrants	Details of convertible securities	Total shares (including underlying shares assuming full conversion of warrants and convertible securities) as a % of diluted share capital		
		Number of Shares	Shares as a % of total number of shares (i.e., Grand Total (A)+(B)+(C) indicated in Statement at para (I) (a) above)	Number of Shrs. Shares	% of Total (A+B+C) -> (I) a warrants held	As a % tot. no. of warrants of same class	No. of conv. sec. held	As a % tot. no. of conv. sec. of same class
1	SHIRIRAM MUTUAL FUND-TAX GUARDI	78300	2.12224					
2	HARYANA FINANCIAL CORPORATION	125000	3.38799					
3	HARYANA STATE INDUSTRIAL AND INFRASTRUCTURE DEVELOPMENT CORPORATION LTD	124000	3.36089					
4	MAMTA SINGLE	118000	3.19827					
5	CM PARKASH MITTAL	119300	3.23350					
6	LLOYDS SECURITIES OVERSEAS LTD	42500	1.15192					
***	Total ***	607100	16.45480					

For GRM Overseas Ltd.

  
Director/M. Director



## (I) (d) Statement showing details of locked-in shares

Srl.No	Name of the shareholder	Number of Shares	Shares as a percentage of total number of shares (i.e., Grand Total (A)+(B)+(C) indicated in Statement at para (I) (a) above)
*** Total ***		□□	0.00000

For GRM Overseas Ltd.

  
Director/M. Director

(II)(a) Statement showing details of Depository Receipts (DRs)


Sr. No.	Type of outstanding DR (ADRs, GDRs, SDRs, etc.)	Number of outstanding DRs	Number of shares underlying outstanding DRs	Shares underlying outstanding DRs as a percentage of total number of shares (i.e., Grand Total (A)+(B)+(C) indicated in Statement at para (I)(a) above)
1	NIL	NIL	NIL	NIL
<b>TOTAL</b>		NIL	0	NIL

For GRM Overseas Ltd.  
  
Director/M. Director

(II)(b) Statement showing holding of Depository Receipts (DRs), where underlying shares held by "promoter/promoter group" are in excess of 1% of the total number of shares

Sr. No.	Name of the DR Holder	Type of outstanding DR (ADRs, GDRs, SDRs, etc.)	Number of shares underlying outstanding DRs	Shares underlying outstanding DRs as a percentage of total number of shares (i.e., Grand Total (A)+(B)+(C) indicated in Statement at para (I)(a) above)
1				0.00
2				0.00
<b>TOTAL</b>			0	0.00

For GRM Overseas Ltd.

  
Director/M. Director