


2/4

Introductory Sub-table I (a)								
Name of the Company:			GHCL LTD					
Scrip Code:	BSE - 500171 NSE - GHCL	Name of the Scrip:	GHCL					
	Quarter ended:	Class of Security:	Equity Shares					
			March 31, 2015					
Partly paid-up shares:-		No. of Partly paid-up shares	As a % of total no. of partly paid-up shares	As a % of total no. of shares of the Company				
	Held by promoter / promoter group	0	0.00%	0.00%				
	Held by public	0	0.00%	0.00%				
	Total	0	0.00%	0.00%				
Outstanding convertible securities:-		No. of outstanding securities	As a % of total no. of outstanding convertible securities	As a % of total no. of shares of the Company, assuming full conversion of the convertible securities				
	Held by promoter / promoter group	0	0.00%	0.00%				
	Held by public	0	0.00%	0.00%				
	Total	0	0.00%	0.00%				
Warrants:-		No. of warrants	As a % of total no. of warrants	As a % of total no. of shares of the Company, assuming full conversion of warrants				
	Held by promoter / promoter group	0	0.00%	0.00%				
	Held by public	0	0.00%	0.00%				
	Total	0	0.00%	0.00%				
Total paid-up capital of the company, assuming full conversion of warrants and convertible securities		100019286 equity shares of Rs. 10/- each						
Table I (a)								
Statement showing Shareholding Pattern (under Clause 35)								
Category Code:	Category of shareholder	Number of shareholders	Total number of shares	Number of shares held in dematerialized form	Total shareholding as a percentage of total number of shares		Shares pledged or otherwise encumbered	
					As % of (A+B)	As % of (A+B+C)	Number of shares	As a % of (IV)*100
(I)	(II)	(III)	(IV)	(V)	(VI)	(VII)	(VIII)	(IX) = (VIII)/(IV)*100
(A)	Shareholding of Promoter and Promoter Group(2)							
1	Indian							
(a)	Individuals/ Hindu Undivided Family	1	527774	527774	0.53%	0.53%	0	
(b)	Central Government/ State Government(s)	0	0	0	0.00%	0.00%	0	
(c)	Bodies Corporate	51	12188931	12188931	12.19%	12.19%	8670800	71.14%
(d)	Financial Institutions/ Banks	0	0	0	0.00%	0.00%		
(e)	Any Other (specify)							
	Directors & relatives	0	0	0	0.00%	0.00%	0	
	Trust (i.e. Ram Krishna Dalmia Foundation)	1	152000	152000	0.15%	0.15%	0	0%
	Sub-Total (A)(1)	53	12868705	12868705	12.87%	12.87%	8670800	
2	Foreign							
(a)	Individuals (Non-Resident Individuals/ Foreign Individuals)	0	0	0			0	
(b)	Bodies Corporate	2	5507900	5507900	5.51%	5.51%	0	0.00%
(c)	Institutions	0	0	0				
(d)	Qualified Foreign Investors	0	0	0				
(e)	Any Other (specify)	0	0	0				
	Sub-Total (A)(2)	2	5507900	5507900	5.51%	5.51%	0.00	0%
	Total Shareholding of Promoter and Promoter Group (A)= (A)(1)+(A)(2)	55	18376605	18376605	18.37%	18.37%	8670800	47.18%



Handwritten signature or initials.


m/x

(B)	Public shareholding (3)							
1	Institutions							
(a)	Mutual Funds/ UTI	9	16913	2613	0.02%	0.02%	N.A	N.A
(b)	Financial Institutions/ Banks	22	3275156	3230972	3.27%	3.27%	N.A	N.A
(c)	Central Government/ State Government(s)	0	0	0	0.00%	0.00%	N.A	N.A
(d)	Venture Capital Funds	0	0	0	0.00%	0.00%	N.A	N.A
(e)	Insurance Companies	3	3070015	3070015	3.07%	3.07%	N.A	N.A
(f)	Foreign Institutional Investors	32	13316171	13315671	13.31%	13.31%	N.A	N.A
(g)	Foreign Venture Capital Investors	0	0	0	0.00%	0.00%	N.A	N.A
(h)	Qualified Foreign Investors	0	0	0	0.00%	0.00%	N.A	N.A
(i)	Any Other (specify)						N.A	N.A
	Foreign Mutual Fund	2	68407	68407	0.07%	0.07%	N.A	N.A
	Sub-Total (B)(1)	68	19746662	19687678	19.74%	19.74%	N.A	N.A
2	Non-institutions							
(a)	Bodies Corporate	959	29589166	29498768	29.58%	29.58%	N.A	N.A
(b)	Individuals							
	i. Individual shareholders holding nominal share capital up to Rs. 1 lakh.	55586	17743134	14814614	17.74%	17.74%	N.A	N.A
	ii. Individual shareholders holding nominal share capital in excess of Rs. 1 lakh.	178	11968469	11859569	11.97%	11.97%	N.A	N.A
(c)	Qualified Foreign Investors	0	0	0	0.00%	0.00%	N.A	N.A
(d)	Any Other (specify)							
i	Non Resident Indians(Repat)	1543	1620410	731596	1.62%	1.62%	N.A	N.A
ii	Non Resident Indians(Non Repat)	144	108328	104779	0.11%	0.11%	N.A	N.A
iii	Foreign Portfolio Investor (Corporate)	1	64141	64141	0.10%	0.06%	N.A	N.A
iv	Foreign Portfolio Investor (Individual)	0	0	0	0.00%	0.00%	N.A	N.A
v	Foreign Companies	2	3900	0	0.00%	0.00%	N.A	N.A
vi	Clearing Member	172	318859	318859	0.32%	0.32%	N.A	N.A
vii	Directors & relatives	5	105943	105843	0.11%	0.11%	N.A	N.A
viii	Trusts	2	2352	2352	0.00%	0.00%	N.A	N.A
ix	Hindu Undivided Family	239	371317	371317	0.37%	0.37%	N.A	N.A
x	Market Makers	0	0	0	0.00%	0.00%	N.A	N.A
xi	Overseas Bodies Corporate	0	0	0	0.00%	0.00%	N.A	N.A
	Sub-Total (B)(2)	58831	61896019	57871838	61.88%	61.88%	N.A	N.A
	Total Public Shareholding (B) = (B)(1)+(B)(2)	58899	81642681	77559516	81.63%	81.63%	N.A	N.A
	TOTAL (A)+(B)	58954	100019286	95936121	100.00%	100.00%		
(C)	Shares held by Custodians and against which Depository Receipts have been issued							
1	Promoter and Promoter Group	0	0	0			N.A	N.A
2	Public	0	0	0			N.A	N.A
	GRAND TOTAL (A)+(B)+(C)	58954	100019286	95936121	100.00%	100.00%		



2/2

GHCL Limited (Quarter ended March 31, 2015)													
Statement showing holding of securities (including shares, warrants, convertible securities) of persons belonging to the category "Promoter and Promoter Group"													
Sr. No.	Name of the shareholder	Details of Shares held			Encumbered Shares (*)			Details of warrants			Details of convertible securities		Total shares (including underlying shares assuming full conversion of warrants and convertible securities) as a % of diluted share capital
		Number of shares held	As a percentage of Grand Total (A)+(B)+(C)	(iv)	Number	As a percentage (v)/(iii)*100	(vii)	Number of warrants held	(viii)	As a % total number of warrants of the same class	(ix)	Number of convertible securities held	
(i)	(ii)	(iii)	(iv)	(v)	(vi) = (v)/(iii)*100	(vii)	(viii)	(ix)	(x)	(xi)	(xii)		
1	Gems Commercial Company Ltd	2891207	2.89%	2500000	86.47%	2.50%	0	0.00%	0	0.00%	0	0.00%	2.89%
2	Banlax Limited	2789700	2.79%	0	0.00%	0.00%	0	0.00%	0	0.00%	0	0.00%	2.79%
3	Hexabond Limited	2718200	2.72%	0	0.00%	0.00%	0	0.00%	0	0.00%	0	0.00%	2.72%
4	Oval Investment Private Limited	2588848	2.59%	2500000	96.57%	2.50%	0	0.00%	0	0.00%	0	0.00%	2.59%
5	Lionak International Private Limited	1365599	1.37%	1200000	87.87%	1.20%	0	0.00%	0	0.00%	0	0.00%	1.37%
6	Hindustan Commercial Company Limited	778786	0.78%	525000	67.41%	0.52%	0	0.00%	0	0.00%	0	0.00%	0.78%
7	Moderate Investment and Commercial Enterprises Limited	608050	0.60%	520000	85.94%	0.52%	0	0.00%	0	0.00%	0	0.00%	0.60%
8	International Resources Limited	602647	0.60%	500000	82.97%	0.50%	0	0.00%	0	0.00%	0	0.00%	0.60%
9	Anurag Dalmia (HUF)	527774	0.53%	0	0.00%	0.00%	0	0.00%	0	0.00%	0	0.00%	0.53%
10	Cartisa Investments Pvt Ltd	481752	0.48%	0	0.00%	0.00%	0	0.00%	0	0.00%	0	0.00%	0.48%
11	GTC Industries Ltd	416578	0.42%	0	0.00%	0.00%	0	0.00%	0	0.00%	0	0.00%	0.42%
12	Harvatek Engineering and Processing Co. Ltd.	408723	0.41%	300000	73.22%	0.30%	0	0.00%	0	0.00%	0	0.00%	0.41%
13	Excellent Commercial Enterprises and	372300	0.37%	345800	92.88%	0.35%	0	0.00%	0	0.00%	0	0.00%	0.37%
14	Carefree Investment Company Limited	296950	0.30%	280000	93.66%	0.28%	0	0.00%	0	0.00%	0	0.00%	0.30%
15	Anurag Trading Leasing and Investment Co. Pvt.	284700	0.28%	0	0.00%	0.00%	0	0.00%	0	0.00%	0	0.00%	0.28%
16	Divine Leasing And Finance Ltd.	245704	0.25%	0	0.00%	0.00%	0	0.00%	0	0.00%	0	0.00%	0.25%
17	WGF Financial Services Ltd	203807	0.20%	0	0.00%	0.00%	0	0.00%	0	0.00%	0	0.00%	0.20%
18	Dalmia Finance Ltd	200244	0.20%	0	0.00%	0.00%	0	0.00%	0	0.00%	0	0.00%	0.20%
19	Dalmia Housing Finance Ltd	180707	0.18%	0	0.00%	0.00%	0	0.00%	0	0.00%	0	0.00%	0.18%
20	Ram Krishna Dalmia Foundation	152000	0.15%	0	0.00%	0.00%	0	0.00%	0	0.00%	0	0.00%	0.15%
21	Archana Trading and Investment Co. Pvt. Ltd.	132848	0.13%	0	0.00%	0.00%	0	0.00%	0	0.00%	0	0.00%	0.13%
22	Bharatpur Investment Limited	38842	0.04%	0	0.00%	0.00%	0	0.00%	0	0.00%	0	0.00%	0.04%
23	Saniay Trading & Investment Co. Pvt. Ltd.	29100	0.03%	0	0.00%	0.00%	0	0.00%	0	0.00%	0	0.00%	0.03%



[Handwritten Signature]


6/A

24	General Exports And Credits Limited	17000	0.02%	0	0.00%	0	0.00%	0	0.00%	0	0.00%	0.02%
25	Pashupati Nath Commercial Pvt Ltd	15000	0.01%	0	0.00%	0	0.00%	0	0.00%	0	0.00%	0.01%
26	Sovereign Commercial Pvt Ltd	6000	0.01%	0	0.00%	0	0.00%	0	0.00%	0	0.00%	0.01%
27	Trishul Commercial Pvt Ltd	5100	0.01%	0	0.00%	0	0.00%	0	0.00%	0	0.00%	0.01%
28	Swastik Commercial Pvt Ltd	3700	0.00%	0	0.00%	0	0.00%	0	0.00%	0	0.00%	0.00%
29	Alankar Commercial Private Limited	2600	0.00%	0	0.00%	0	0.00%	0	0.00%	0	0.00%	0.00%
30	Ricklensford Trade and Industrial Investment Ltd.	1950	0.00%	0	0.00%	0	0.00%	0	0.00%	0	0.00%	0.00%
31	Chitrawa Investment Limited	1860	0.00%	0	0.00%	0	0.00%	0	0.00%	0	0.00%	0.00%
32	Lakshmi Vishnu Investment Limited	1860	0.00%	0	0.00%	0	0.00%	0	0.00%	0	0.00%	0.00%
33	Mourya Finance Limited	1860	0.00%	0	0.00%	0	0.00%	0	0.00%	0	0.00%	0.00%
34	Sikar Investment Company Limited	1800	0.00%	0	0.00%	0	0.00%	0	0.00%	0	0.00%	0.00%
35	Antarctica Investment Pvt Ltd	785	0.00%	0	0.00%	0	0.00%	0	0.00%	0	0.00%	0.00%
36	Comosum Investment Pvt Ltd	701	0.00%	0	0.00%	0	0.00%	0	0.00%	0	0.00%	0.00%
37	Lovely Investment Pvt Ltd	545	0.00%	0	0.00%	0	0.00%	0	0.00%	0	0.00%	0.00%
38	Atlas Investment Pvt Ltd	318	0.00%	0	0.00%	0	0.00%	0	0.00%	0	0.00%	0.00%
39	Ilac Investment Private Limited	217	0.00%	0	0.00%	0	0.00%	0	0.00%	0	0.00%	0.00%
40	Holex Company Ltd	78	0.00%	0	0.00%	0	0.00%	0	0.00%	0	0.00%	0.00%
41	Dear Investment Pvt Ltd	55	0.00%	0	0.00%	0	0.00%	0	0.00%	0	0.00%	0.00%
TOTAL		18376605	18.37%	8670900	47.18%	0	8.67%	0	0.00%	0	0.00%	18.37%

(* The term "encumbrance" has the same meaning as assigned to it in regulation 28(3) of the SASI Regulations, 2011

Note 1: In continuation to our earlier reporting, we would further like to reiterate that we have disclosed consolidated shareholding of those promoters entities which have multiple demat accounts. Accordingly, number of shareholders/entities have been reduced from 55 (in main shareholding) to 41 (in above table) under promoter and promoter group category.

Note 2: Data received from M/s Link Intime (India) Pvt. Limited i.e. RTA, for the quarter ended March 31, 2015, has shown 86,70,900 equity shares of promoter and promoter group entities as "encumbered" and the promoter and promoter group entities have also confirmed the same. Hence, based on the disclosure received from the promoter and promoter group entities and also the information received from the RTA, we have disclosed 86,70,900 equity shares (8.67%) of promoter and promoter group entities as "encumbered" out of total holding of promoter and promoter group entities i.e. 1,83,76,605 equity shares (18.37%) held in GHCL Limited.



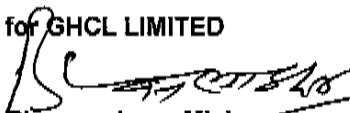
6/4

GHCL LIMITED (For the Quarter ended March 31, 2015)										
Statement showing holding of securities (including shares, warrants, convertible securities) of persons belonging to the category "Public" and holding more than 1% of the total number of shares										
Sr. No.	Name of the shareholder	Number of shares held	Shares as a percentage of total number of shares (i.e., Grand Total (A)+(B)+(C) indicated in Statement at para (i)(a) above)	Details of warrants		Details of convertible securities		Details of warrants		Total shares (including underlying full conversion of warrants and convertible securities) as a % of diluted share capital
				Number of warrants held	As a % total number of warrants of the same class	Number of convertible securities held	% w.r.t total number of convertible securities of the same class	Number of convertible securities held	As a % total number of warrants of the same class	
1	J P Financial Services Pvt Ltd	4938751	4.94%	0	0.00%	0	0.00%	0	0.00%	4.94%
2	Ares Diversified	4932182	4.93%	0	0.00%	0	0.00%	0	0.00%	4.93%
3	Life Insurance Corporation of India	3138105	3.14%	0	0.00%	0	0.00%	0	0.00%	3.14%
4	Varanasi Commercial Ltd	3135000	3.13%	0	0.00%	0	0.00%	0	0.00%	3.13%
5	EOS Multi Strategy Fund Ltd	2787484	2.79%	0	0.00%	0	0.00%	0	0.00%	2.79%
6	Bhanubhai Bhagvandas Patel	2698857	2.69%	0	0.00%	0	0.00%	0	0.00%	2.69%
7	United India Insurance Company Limited	2174280	2.17%	0	0.00%	0	0.00%	0	0.00%	2.17%
8	Finquest Securities Private Limited	2150000	2.15%	0	0.00%	0	0.00%	0	0.00%	2.15%
9	Rameshbhai Jagjivandas Patel	2141826	2.14%	0	0.00%	0	0.00%	0	0.00%	2.14%
10	RSPL Limited	1705000	1.70%	0	0.00%	0	0.00%	0	0.00%	1.70%
11	Fidelity Multitrade Pvt. Ltd.	1422655	1.42%	0	0.00%	0	0.00%	0	0.00%	1.42%
12	Indianvest Securities Private Limited	1400238	1.40%	0	0.00%	0	0.00%	0	0.00%	1.40%
13	NSCCL-OC	1322739	1.32%	0	0.00%	0	0.00%	0	0.00%	1.32%
14	Jayesh H Patel	1017000	1.02%	0	0.00%	0	0.00%	0	0.00%	1.02%
	TOTAL	34954117	34.95%	0	0.00%	0	0.00%	0	0.00%	34.95%
Statement showing holding of securities (including shares, warrants, convertible securities) of persons (together with PAC) belonging to the category "Public" and holding more than 5% of the total number of shares of the company										
Sr. No.	Name(s) of the shareholder(s) and the Persons Acting in Concert (PAC) with them	Number of shares	Shares as a percentage of total number of shares (i.e., Grand Total (A)+(B)+(C) indicated in Statement at para (i)(a) above)	Details of warrants		Details of convertible securities		Details of warrants		Total shares (including underlying full conversion of warrants and convertible securities) as a % of diluted share capital
				Number of warrants	As a % total number of warrants of the same class	Number of convertible securities held	% w.r.t total number of convertible securities of the same class	Number of convertible securities held	As a % total number of warrants of the same class	
1	N.A.	0	0.00%	0	0.00%	0	0.00%	0	0.00%	0.00%
	TOTAL	0	0.00%	0	0.00%	0	0.00%	0	0.00%	0.00%



Handwritten signature or initials.

X/H

GHCL Limited (For the quarter ended March 31, 2015)				
(I)(d) Statement showing details of locked-in shares				
Sr. No.	Name of the shareholder	Number of locked-in shares	Locked-in shares as a percentage of total number of shares (i.e., Grand Total (A)+(B)+(C) indicated in Statement at para (I)(a) above)	
1	NOT APPLICABLE			
2				
TOTAL				
(II)(a) Statement showing details of Depositories Receipts (DRs)				
Sr. No.	Type of outstanding DR (ADRs, GDRs, SDRs, etc.)	Number of outstanding DRs	Number of shares underlying outstanding DRs	Shares underlying outstanding DRs as a percentage of total number of shares (i.e., Grand Total (A)+(B)+(C) indicated in Statement at para (I)(a) above)
1	NOT APPLICABLE			
2				
TOTAL				
(II)(b) Statement showing Holding of Depositories Receipts (DRs), where underlying shares held by 'promoter/promoter group' are in excess of 1% of the total number of shares				
Sr. No.	Name of the DR Holder	Type of outstanding DR (ADRs, GDRs, SDRs, etc.)	Number of shares underlying outstanding DRs	Shares underlying outstanding DRs as a percentage of total number of shares (i.e., Grand Total (A)+(B)+(C) indicated in Statement at para (I)(a) above)
1	NOT APPLICABLE			
2				
TOTAL				
<p>Note: GHCL Limited is having only one class of shares i.e. Equity Shares, hence Statement under Part III (a) of Clause 35 of Listing Agreement is not applicable. Part III (a) relates to the "Statement showing the voting pattern of shareholders, if more than one class of shares/securities is issued by the issuer."</p>				
for GHCL LIMITED  Bhuvneshwar Mishra General Manager & Company Secretary			