

**Fulford (India) Limited**  
A subsidiary of Merck & Co. Inc.  
Whitehouse Station, NJ, USA.  
Regd. Office :  
8th Floor, Platina Bldg, Next to Citi Bank,  
C-59, Block-G, Bandra Kurla Complex,  
Bandra (E), Mumbai 400 098.  
T +91-22-6789 8888  
F +91-22-6789 8889



April 17, 2014

Bombay Stock Exchange Limited  
Department of Corporate Services  
Phiroze Jeejeebhoy Towers,  
25<sup>th</sup> Floor, Dalal Street,  
Mumbai: 400 001

Kind Attn: **Mr. Shyam Bhagirath/Mr. Jeevan Noronha/Mr. Ajith Sawant - DCS - Listing**

Dear Sirs

Sub: **Submission of the Shareholding Pattern for the quarter ended March 31, 2014**

Enclosed herewith is a Shareholding Pattern of Fulford (India) Limited for the quarter ended March 31, 2014 in compliance with Clause 35 of the Listing Agreement.

Kindly acknowledge receipt.

Yours faithfully,  
for FULFORD (INDIA) LIMITED



A handwritten signature in black ink, appearing to read 'Sachin Gaikwad', written over a horizontal line.

**SACHIN GAIKWAD**  
**COMPANY SECRETARY**



Encl: a/a

(I) (a) Statement showing Shareholding Pattern

Name of the Company: Fulford (India) Limited		Class of Security: EQUITY	
Script Code: 506883		Quarter ended: 31.03.2014	
Partly paid-up shares:-	No. of partly paid-up shares	As a % of total no. of partly paid-up shares	As a % of total no. of shares of the company
Held by Promoter / Promoter Group	0	0.0000	0.0000
Held by public	0	0.0000	0.0000
<b>Total</b>	<b>0</b>	<b>0.0000</b>	<b>0.0000</b>
Outstanding convertible securities:-	No. of outstanding securities	As a % of total No. of outstanding convertible securities	As a % of total no. of shares of the company, assuming full conversion of the convertible securities
Held by Promoter / Promoter Group	0	0.0000	0.0000
Held by public	0	0.0000	0.0000
<b>Total</b>	<b>0</b>	<b>0.0000</b>	<b>0.0000</b>
Warrants:-	No. of warrants	As a % of total no. of warrants	As a % of total no. of shares of the company, assuming full conversion of warrants
Held by Promoter / Promoter Group	0	0.0000	0.0000
Held by public	0	0.0000	0.0000
<b>Total</b>	<b>0</b>	<b>0.0000</b>	<b>0.0000</b>
Total paid-up capital of the company assuming full conversion of warrants and convertible securities			3900000




Category Code	Category of shareholder	Number of shareholders	Total number of shares	Number of shares held in dematerialised form	Total shareholding as a percentage of total number of		Shares pledged or otherwise encumbered	
					As a percentage of (A+B) (VI)	As a percentage of (A+B+C) (VII)	Number of shares (VIII)	As a percentage (IX) = (VIII)/(IV)*100
(I)	(II)	(III)	(IV)	(V)	(VI)	(VII)	(VIII)	(IX)
(A)	Promoter and Promoter Group							
1	Indian							
(a)	Individuals/Hindu Undivided Family	0	0	0	0.0000	0.0000	0	#DIV/0!
(b)	Central Government/State Government(s)	0	0	0	0.0000	0.0000	0	0.0000
(c)	Bodies Corporate	0	0	0	0.0000	0.0000	0	0.0000
(d)	Financial Institutions / Banks	0	0	0	0.0000	0.0000	0	0.0000
(e)	Any Other (specify)	0	0	0	0.0000	0.0000	0	0.0000
	<b>Sub Total (A)(1)</b>	<b>0</b>	<b>0</b>	<b>0</b>	<b>0.0000</b>	<b>0.0000</b>	<b>0</b>	<b>0.0000</b>
2	Foreign							
(a)	Individuals (Non-Resident Individuals/ Foreign Individuals)	0	0	0	0.0000	0.0000	0	0.0000
(b)	Bodies Corporate	2	2923237	2912804	74.9548	74.9548	0	0.0000
(c)	Institutions	0	0	0	0.0000	0.0000	0	0.0000
(d)	Qualified Foreign Investors	0	0	0	0.0000	0.0000	0	0.0000
(e)	Any Other (specify)	0	0	0	0.0000	0.0000	0	0.0000
	<b>Sub Total (A)(2)</b>	<b>2</b>	<b>2923237</b>	<b>2912804</b>	<b>74.9548</b>	<b>74.9548</b>	<b>0</b>	<b>0.0000</b>
	<b>Total Shareholding of Promoter and Promoter Group (A)=(A)(1)+(A)(2)</b>	<b>2</b>	<b>2923237</b>	<b>2912804</b>	<b>74.9548</b>	<b>74.9548</b>	<b>0</b>	<b>0.0000</b>
(B)	Public shareholding							
1	Institutions							
(a)	Mutual Funds/UTI	7	148244	147344	3.8011	3.8011	-	-
(b)	Financial Institutions / Banks	2	450	0	0.0115	0.0115	-	-
(c)	Central Government/State Government(s)	0	0	0	0.0000	0.0000	-	-
(d)	Venture Capital Funds	0	0	0	0.0000	0.0000	-	-
(e)	Insurance Companies	1	100	100	0.0026	0.0026	-	-
(f)	Foreign Institutional Investors	1	1881	1881	0.0482	0.0482	-	-
(g)	Foreign Venture Capital Investors	0	0	0	0.0000	0.0000	-	-
(h)	Qualified Foreign Investors	0	0	0	0.0000	0.0000	-	-
(i)	Any Other (specify)	0	0	0	0.0000	0.0000	-	-
	<b>Sub Total (B) (1)</b>	<b>11</b>	<b>150675</b>	<b>149325</b>	<b>3.8635</b>	<b>3.8635</b>	<b>0</b>	<b>0.0000</b>





2 Non-institutions									
(a)	Bodies Corporate	128	123439	123339	3.1651	3.1651	-	-	-
(b) (i)	Individuals - shareholders holding nominal share capital up to Rs 1 Lakh	4552	548065	489890	14.0529	14.0529	-	-	-
(ii)	Individual shareholders holding nominal share capital in excess of Rs. 1 Lakh	8	116496	116496	2.9871	2.9871	-	-	-

Category code	Category of shareholder	Number of shareholders (III)	Total number of shares (IV)	Number of shares held in dematerialised form (V)	Total shareholding as a percentage of total number of		Shares pledged or otherwise encumbered	
					As a percentage of (A+B) (VI)	As a percentage of (A+B+C) (VII)	Number of shares (VIII)	As a percentage (IX) = (VIII)/(IV)*100
(c)	Qualified Foreign Investors	0	0	0	0.0000	0.0000	-	-
(d)	Any Other	0	0	0	0.0000	0.0000	-	-
i	Non Resident Indians (Repat)	24	3608	3608	0.0925	0.0925	-	-
ii	Non Resident Indians (Non Repat)	22	3042	3042	0.0780	0.0780	-	-
iii	Foreign Company	0	0	0	0.0000	0.0000	-	-
iv	Clearing Member	32	31113	31113	0.7978	0.7978	-	-
v	Directors / Relatives	0	0	0	0.0000	0.0000	-	-
vi	Trusts	1	25	25	0.0006	0.0006	-	-
vii	Overseas Corporate Bodies	3	300	0	0.0077	0.0077	-	-
	Sub Total (B)(2)	4770	826088	767513	21.1817	21.1817	-	-
	Total Public Shareholding Public Group (B)=(B)(1)+(B)(2)	4781	976763	916838	25.0452	25.0452	NA	NA
(C)	Total (A)+(B)	4783	3900000	3829642	100.0000	100.0000	-	-
	Shares held by custodians and against which Depository Receipts have been issued							
i	Promoter and Promoter group	0	0	0	0.0000	0.0000	0	0.0000
ii	Public	0	0	0	0.0000	0.0000	0	0.0000
	Sub Total (C)	0	0	0	0	0	0	0
	GRAND TOTAL (A)+(B)+(C)	4783	3900000	3829642	100.0000	100.0000	0.0000	0.0000



(I)(b) Statement showing holding of securities (including shares, warrants, convertible securities) of persons belonging to the category "Promoter and Promoter Group"

Sr. No.	Name of the shareholder	Details of Shares held		Encumbered shares		Details of warrants		Details of convertible securities		Total shares (including underlying shares assuming full conversion of warrants and convertible securities) as a % of diluted share capital	
		Number of shares held	As a % of grand total (A)+(B)+(C)	No.	As a percentage (VI)=(V)/II I*100	As a % of grand total (A)+(B)+(C) of sub-clause (I)(a)	Number of warrants held	As a % total number of warrants of the same class	Number of convertible securities held		As a % total number of convertible securities of the same class
(i)	(ii)	(iii)	(iv)	(v)	(vi)	(vii)	(viii)	(ix)	(x)	(xi)	(xii)
1	DASHTAG AACCD4589L	2912804	74.6873	0	0.0000	0.00	0	0.0000	0	0.0000	74.6873
2	DASHTAG	10433	0.2675	0	0.0000	0.00	0	0.0000	0	0.0000	0.2675
	TOTAL	2923237	74.9548	0	0.0000	0.0000	0	0.0000	0	0.0000	74.9548

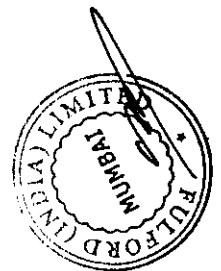



**(I)(c)(i) Statement showing holding of securities (including shares, warrants, convertible securities) of persons belonging to the category "Public" and holding more than 1% of the total number of shares**



Sr. No.	Name of the shareholder	Number of shares held	Shares as a percentage of total number of shares [i.e., Grand Total (A)+(B)+(C) indicated in Statement at para (I)(a) above]	Details of warrants		Details of convertible securities		Total shares (including underlying shares assuming full conversion of warrants and convertible securities) as a % of diluted share capital
				Number of warrants held	As a % total number of warrants of the same class	Number of convertible securities held	% w.r.t total number of convertible securities of the same class	
1	M J PHARMACEUTICALS LIMITED	67342	1.7267	0	0.0000	0	0.0000	1.7267
2	RELIANCE CAPITAL TRUSTEE CO. LTD A/C RELIANCE PHARMA FUND	63543	1.6293	0	0.0000	0	0.0000	1.6293
3	BIRLA SUN LIFE TRUSTEE COMPANY PRIVATE LIMITED A/C BIRLA SUN LIFE MNC FUND	51250	1.3141	0	0.0000	0	0.0000	1.3141
	<b>TOTAL</b>	<b>182135</b>	<b>4.6701</b>	<b>0</b>	<b>0.0000</b>	<b>0</b>	<b>0.0000</b>	<b>4.6701</b>

**(I)(c)(ii) Statement showing holding of securities (including shares, warrants, convertible securities) of persons (together with PAC) belonging to the category "Public" and holding more than 5% of the total number of shares of the company**


Sr. No.	Name(s) of the shareholder(s) and the Persons Acting in Concert (PAC) with them	Number of shares	Shares as a percentage of total number of shares [i.e., Grand Total (A)+(B)+(C) indicated in Statement at para (I)(a) above]	Details of warrants		Details of convertible securities		Total shares (including underlying shares assuming full conversion of warrants and convertible securities) as a % of diluted share capital
				Number of warrants	As a % total number of warrants of the same class	Number of convertible securities held	% w.r.t total number of convertible securities of the same class	
1	NIL	0	0.0000	0	0.0000	0	0.0000	0.0000
	<b>TOTAL</b>	<b>0</b>	<b>0.0000</b>	<b>0</b>	<b>0.0000</b>	<b>0</b>	<b>0.0000</b>	<b>0.0000</b>



<u>Statement showing details of locked-in shares</u>					
(I)(d)	Sr. No.	Name of the shareholder	Number of Locked in Shares	Locked-in shares as a percentage of total number of shares (i.e., Grand Total (A)+(B)+(C) indicated in	Promoter / Promoter Group / Public
	1	NIL			
	<b>TOTAL</b>			<b>0</b>	<b>0.0000</b>



Statement showing details of Depository Receipts (DRs)				
(II)(a)	Statement showing details of Depository Receipts (DRs)			
Sr. No.	Type of outstanding DR (ADRs, GDRs, SDRs, etc.)	Number of outstanding DRs	Number of shares underlying outstanding DRs	Shares underlying outstanding DRs as a percentage of total number of shares [i.e., Grand Total (A)+(B)+(C) indicated in Statement at para (I)(a) above]
1	NIL	NIL	NIL	NIL
TOTAL		NIL	NIL	NIL





Statement showing holding of Depository Receipts (DRs), where underlying shares held by "Promoter/ Promoter Group" are in excess of 1% of the total number of shares  
 (II) (b)

Sr. No.	Name of the DR Holder	Type of outstanding DR (ADRs, GDRs, SDRs, etc.)	Number of shares underlying outstanding DRs	Shares underlying outstanding DRs as a percentage of total number of shares [i.e., Grand Total (A)+(B)+(C) indicated in Statement at para (I)(a) above]
1	NIL	NIL	NIL	NIL
	TOTAL	NIL	NIL	NIL

