

Introductory sub-table (I)(a)


Name of the Company: Flexituff International Ltd			
Scrip Code, Name of the scrip, class of security: 533638, FLEXITUFF, EQUITY			
As on: 30.06.2014			
<b>Partly paid-up shares:-</b>	<b>No. of partly paid-up shares</b>	<b>As a % of total no. of partly paid-up shares</b>	<b>As a % of total no. of shares of the company</b>
Held by promoter/promoter group	0	0	0
Held by public	0	0	0
<b>Total</b>	<b>0</b>	<b>0</b>	<b>0</b>
<b>Outstanding convertible securities:-</b>	<b>No. of outstanding securities</b>	<b>As a % of total no. of outstanding convertible securities</b>	<b>As a % of total no. of shares of the company, assuming full conversion of the convertible securities</b>
Held by promoter/promoter group	0	0	0
Held by public	8656661	100	25.81
<b>Total</b>	<b>8656661</b>	<b>100</b>	<b>25.81</b>
<b>Warrants:-</b>	<b>No. of warrants</b>	<b>As a % of total no. of warrants</b>	<b>As a % of total no. of shares of the company, assuming full conversion of warrants</b>
Held by promoter/promoter group	0	0	0
Held by public	0	0	0
<b>Total</b>	<b>0</b>	<b>0</b>	<b>0</b>
<b>Total paid-up capital of the company, assuming full conversion of warrants and convertible securities</b>	<b>33539467</b>		

**For Flexituff International Ltd.**

  
**D. K. Sharma**  
Asst. Vice President-Corporate Affairs

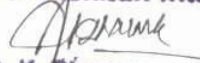
Statement Showing Shareholding Pattern as on 30/06/2014								
Category code	Category of Shareholder	Number of Shareholders	Table (I)(a)		Total shareholding as a percentage of total number of shares		Shares Pledged or otherwise encumbered	
			Total number of shares	Number of shares held in dematerialized form	As a percentage of(A+B) <sup>1</sup>	As a percentage of (A+B+C)	Number of shares	As a percentage
(I)	(II)	(III)	(IV)	(V)	(VI)	(VII)	(VIII)	=(VIII)/(IV)*
<b>(A)</b>	<b>Shareholding of Promoter and</b>							
<b>1</b>	<b>Indian</b>							
(a)	Individuals/ Hindu Undivided Family							
(b)	Central Government/ State Government(s)				0.00	0.00		0.00
(c)	Bodies Corporate	8	7035038	7035038	0.00	0.00		0.00
(d)	Financial Institutions/ Banks				28.27	28.27	2361861	33.57
(e)	Any Others(Specify)				0.00	0.00		0.00
(e-i)					0.00	0.00		0.00
(e-ii)					0.00	0.00		0.00
	<b>Sub Total(A)(1)</b>	<b>8</b>	<b>7035038</b>	<b>7035038</b>	<b>28.27</b>	<b>28.27</b>	<b>2361861</b>	<b>33.57</b>
<b>2</b>	<b>Foreign</b>							
a	Individuals (Non-Residents Individuals/ Foreign Individuals)				0.00	0.00		0.00
b	Bodies Corporate				0.00	0.00		0.00
c	Institutions				0.00	0.00		0.00
d	Qualified Foreign Investor				0.00	0.00		0.00
e	Any Others(Specify)				0.00	0.00		0.00
e-i					0.00	0.00		0.00
e-ii					0.00	0.00		0.00
	<b>Sub Total(A)(2)</b>	<b>0</b>	<b>0</b>	<b>0</b>	<b>0.00</b>	<b>0.00</b>	<b>0</b>	<b>0</b>
	<b>Total Shareholding of Promoter and</b>	<b>8</b>	<b>7035038</b>	<b>7035038</b>	<b>28.27</b>	<b>28.27</b>	<b>2361861</b>	<b>33.57</b>
<b>(B)</b>	<b>Public shareholding</b>							
<b>1</b>	<b>Institutions</b>							
(a)	Mutual Funds/ UTI	1	276	276	0.00	0.00		
(b)	Financial Institutions/ Banks	2	1599203	1599203	6.43	6.43		
(c)	Central Government/ State Government(s)				0.00	0.00		
(d)	Venture Capital Funds				0.00	0.00		
(e)	Insurance Companies				0.00	0.00		
(f)	Foreign Institutional Investors	3	2400783	2400783	9.65	9.65		
(g)	Foreign Venture Capital Investors				0.00	0.00		
(h)	Qualified Foreign Investor				0.00	0.00		
(i)	Any Other (specify)				0.00	0.00		
(i-ii)					0.00	0.00		
(i-ii)					0.00	0.00		
	<b>Sub-Total (B)(1)</b>	<b>6</b>	<b>4000262</b>	<b>4000262</b>	<b>16.08</b>	<b>16.08</b>	<b>0</b>	<b>0</b>
<b>B 2</b>	<b>Non-institutions</b>							
(a)	Bodies Corporate	78	8301660	8301660	33.36	33.36	4908287	59.12

(Regd. Office: 304, Diamond Prestige, 41-A, A.J.C. Bose Road, Kolkata- 700 017 (West Bengal)  
CIN: L25202WB1993PLC111382



(b)	Individuals				0.00	0.00		
I	Individuals -i. Individual shareholders holding nominal share capital up to Rs 1 lakh	636	169673	169670	0.68	0.68	1	0.00
II	ii. Individual shareholders holding nominal share capital in excess of Rs. 1 lakh.	13	417239	417239	1.68	1.68	25000	5.99
(c)	Qualified Foreign Investor				0.00	0.00		
(d)	Any Other (specify)- Directors / Relatives	2	19000	19000	0.08	0.08		
(d-i)	Clearing Member	17	350545	350545	1.41	1.41		0.00
(d-ii)	Market Maker, office bearer	0	0	0	0.00	0.00		
	Foreign Nationals- NRI, Foreign Companies	13	4589389	3463594	18.44	18.44		
	<b>Sub-Total (B)(2)</b>	<b>759</b>	<b>13847506</b>	<b>12721708</b>	<b>55.65</b>	<b>55.65</b>	<b>4933288</b>	<b>35.63</b>
(B)	<b>Total Public Shareholding (B)= (B)(1)+(B)(2)</b>	<b>765</b>	<b>17847768</b>	<b>16721970</b>	<b>71.73</b>	<b>71.73</b>	<b>4933288</b>	<b>27.64</b>
	<b>TOTAL (A)+(B)</b>	<b>773</b>	<b>24882806</b>	<b>23757008</b>	<b>100.00</b>	<b>100.00</b>	<b>7295149</b>	<b>29.32</b>
(C)	Shares held by Custodians and against which Depository Receipts have been issued							
1	Promoter and Promoter Group	0	0	0	0	0.00	0	0.00
2	Public	0	0	0	0	0.00	0	0
	<b>Sub-Total (C )</b>	<b>0</b>	<b>0</b>	<b>0</b>	<b>0</b>	<b>0.00</b>	<b>0</b>	<b>0</b>
	<b>GRAND TOTAL (A)+(B)+(C)</b>	<b>773</b>	<b>24882806</b>	<b>23757008</b>	<b>100.00</b>	<b>100.00</b>	<b>7295149</b>	<b>29.32</b>

**For Flexituff International Ltd.**



**D. K. Sharma**

**Asst. Vice President-Corporate Affairs**

**(I)(b) Statement showing holding of securities (including shares, warrants, convertible securities) of persons belonging to the category "Promoter and Promoter Group"**

Sr.	Name of the shareholder	Details of Shares held		Encumbered shares (*)			Details of warrants		Details of convertible securities		Total shares (including underlying shares assuming full conversion of warrants and convertible securities) as a % of diluted share capital
		Number of shares held	As a % of grand total (A)+(B)+(C)	No.	As a percentage	As a % of grand total (A)+(B)+(C) of sub-clause (I)(a)	Number of warrants held	As a % total number of warrants of the same class	Number of convertible securities held	As a % total number of convertible securities of the same class	
(I)	(II)	(III)	(IV)	(V)	(VI)=(V)/(III)*100	(VII)	(VIII)	(IX)	(X)	(XI)	(XII)
1	Kalani Industries Private Limited	3621730	14.56	1415130	39.07	5.69					10.80
2	Miscellani Global Private Limited	1359163	5.46	141643	10.42	0.57		0		0	4.05
3	High-Skey Properties Private Limited	1044775	4.20	732418	70.10	2.94		0		0	3.12
4	Sanovi Trading Private Limited	1009370	4.06	72670	7.20	0.29		0		0	3.01
<b>TOTAL</b>		<b>7035038</b>	<b>28.3</b>	<b>2361861</b>	<b>33.57</b>	<b>9.49</b>	<b>0.00</b>	<b>0</b>	<b>0</b>	<b>0</b>	<b>20.98</b>

(\*) The term "encumbrance" has the same meaning as assigned to it in regulation 28(3) of the SAST Regulations, 2011

**For Flexituff International Ltd.**



**D. K. Sharma**

**Asst. Vice President-Corporate Affairs**


(Regd. Office: 304, Diamond Prestige, 41-A, A.J.C. Bose Road, Kolkata- 700 017 (West Bengal)

CIN: L25202WB1993PLC111382

**(1)(c)(i) Statement showing holding of securities (including shares, warrants, convertible securities) of persons belonging to the category "Public" and holding more than 1% of the total number of shares**

Sr. No.	Name of the shareholder	Number of shares held	Shares as a percentage of total number of shares {i.e., Grand Total (A)+(B)+(C) indicated in Statement at para (1)(a) above}	Details of warrants		Details of convertible securities		Total shares (including underlying shares assuming full conversion of warrants and convertible securities) as a % of diluted share capital
				Number of warrants held	As a % total number of warrants of the same class	Number of convertible securities held	% w.r.t total number of convertible securities of the same class	
1	Clearwater Capital Partners Cyprus Limited	2235754	8.99			0	0.00	6.67
2	International Finance Corporation	1902173	7.64			2445652	28.25	12.96
3	Saurabh Properties Private Limited	1637905	6.58			0	0.00	4.88
4	TPG Growth II SF Pte. Ltd.	1227273	4.93			6211009	71.75	22.18
5	Life Insurance Corporation	1199203	4.82			0	0.00	3.58
6	Sunrise Properties Private Limited	958630	3.85			0	0.00	2.86
7	Seven Star Properties Private Limited	952470	3.83			0	0.00	2.84
8	Anshuman Properties Private Limited	940500	3.78			0	0.00	2.80
9	Fantasy Real Estates Private Limited	915800	3.68			0	0.00	2.73
10	Sorley Holdings Limited	653607	2.63			0	0.00	1.95
11	India Max Investment Fund Limited	487610	1.96			0	0.00	1.45
12	Ashika Global Securities Pvt.Ltd	474367	1.91			0	0.00	1.41
13	General Insurance Corporation of India Ltd	400000	1.61			0	0.00	1.19
14	Ratangiri Vinimay Private Limited	393565	1.58			0	0.00	1.17
15	Angel Fire Holdings Limited	338000	1.36			0	0.00	1.01
16	Ajcon Commodities Brokers Ltd.	322774	1.30			0	0.00	0.96
17	Ashika Stock Broking Ltd.	300033	1.21			0	0.00	0.89
18	Sunidhi Capital Pvt. Ltd	266000	1.07			0	0.00	0.79
19	CD Equisearch Private Limited	259528	1.04			0	0.00	0.77
<b>TOTAL</b>		<b>15865192</b>	<b>63.76</b>			<b>8656661</b>	<b>100</b>	<b>73.11</b>

**For Flexituff International Ltd.**



**D. K. Sharma**

**Asst. Vice President-Corporate Affairs**

**(Regd. Office: 304, Diamond Prestige, 41-A, A.J.C. Bose Road, Kolkata- 700 017 (West Bengal)**

**CIN: L25202WB1993PLC111382**

**(I)(c)(ii) Statement showing holding of securities (including shares, warrants, convertible securities) of persons (together with PAC) belonging to the category "Public" and holding more than 5% of the total number of shares of the company**

Sr. No.	Name(s) of the shareholder(s) and the Persons Acting in Concert (PAC) with them	Number of shares	Shares as a percentage of total number of shares {i.e., Grand Total (A)+(B)+(C) indicated in Statement at para (I)(a) above}	Details of warrants		Details of convertible securities		Total shares (including underlying shares assuming full conversion of warrants and convertible securities) as a % of diluted share capital
				Number of warrants	As a % total number of warrants of the same class	Number of convertible securities held	% w.r.t total number of convertible securities of the same class	
1	Clearwater Capital Partners Cyprus Limited	2235754	8.99			0	0	6.67
2	International Finance Corporation	1902173	7.64			2445652	100.00	12.96
3	Saurabh Properties Private Limited	1637905	6.58			0	0.00	4.88
<b>TOTAL</b>		<b>5775832</b>	<b>23.21</b>			<b>2445652</b>	<b>100</b>	<b>24.51</b>

**For Flexituff International Ltd.**



**D. K. Sharma**

**Asst. Vice President-Corporate Affairs**



**Flexituff International Limited**

C 41-50, SEZ, Sector-3

Pithampur - 454 775, Distt. Dhar ( M.P.) India

Phone : 91-7292-420200, 401681-82-83

Fax : 91-7292-401684

Email : mail@flexituff.com url : www.flexituff.com

(I)(d) Statement showing details of locked-in shares

Sr. No.	Name of the shareholder	Number of locked-in shares	Locked-in shares as a percentage of total number of shares (i.e., Grand Total (A)+(B)+(C) indicated in Statement at para (I)(a) above}
1	Kalani Industries Private Limited	2206600	8.87
2	International Finance Corporation	1902173	7.64
4	Miscellani Global Private Limited	1217520	4.89
5	Sanovi Trading Private Limited	936700	3.76
<b>TOTAL</b>		<b>6262993</b>	<b>25.17</b>

**For Flexituff International Ltd.**

**D. K. Sharma**

**Asst. Vice President-Corporate Affairs**



**Flexituff International Limited**

C 41-50, SEZ, Sector-3  
Pithampur - 454 775, Distt. Dhar ( M.P.) India  
Phone : 91-7292-420200, 401681-82-83  
Fax : 91-7292-401684  
Email : mail@flexituff.com url : www.flexituff.com

(II)(a) Statement showing details of Depository Receipts (DRs) - NOT APPLICABLE

Sr. No.	Type of outstanding DR (ADRs, GDRs, SDRs, etc.)	Number of outstanding DRs	Number of shares underlying outstanding DRs	Shares underlying outstanding DRs as a percentage of total number of shares (i.e., Grand Total (A)+(B)+(C) indicated in Statement at para (I)(a) above)
1				0.00
2				0.00
3				0.00
4				0.00
5				0.00
6				0.00
7				0.00
8				0.00
9				0.00
				0.00
				0.00
<b>TOTAL</b>		<b>0</b>	<b>0</b>	<b>0.00</b>

**For Flexituff International Ltd.**

**D. K. Sharma**  
**Asst. Vice President-Corporate Affairs**






**Flexituff International Limited**  
C 41-50, SEZ, Sector-3  
Pithampur - 454 775, Distt. Dhar ( M.P.) India  
Phone : 91-7292-420200, 401681-82-83  
Fax : 91-7292-401684  
Email : mail@flexituff.com url : www.flexituff.com

(II)(b) Statement showing holding of Depository Receipts (DRs), where underlying shares held by "promoter/promoter group" are in excess of 1% of the total number of shares- NOT APPLICABLE

Sr. No.	Name of the DR Holder	Type of outstanding DR (ADRs, GDRs, SDRs, etc.)	Number of shares underlying outstanding DRs	Shares underlying outstanding DRs as a percentage of total number of shares {i.e., Grand Total (A)+(B)+(C) indicated in Statement at para (I)(a) above}
1				0.00
2				0.00
3				0.00
4				0.00
5				0.00
6				0.00
7				0.00
8				0.00
9				0.00
				0.00
				0.00
<b>TOTAL</b>			<b>0</b>	<b>0.00</b>

**For Flexituff International Ltd.**

  
**D. K. Sharma**  
Asst. Vice President-Corporate Affairs