

UNAUDITED STANDALONE FINANCIAL RESULTS FOR THE QUARTER & NINE MONTH ENDED 31ST DECEMBER, 2013

PART-I Particulars	Quarter ended 31.12.2013		Quarter ended 30.09.2013		Quarter ended 31.12.2012		Nine month ended 31.12.2013		Nine month ended 31.12.2012		Year ended 31.03.2013	
	Unaudited		Unaudited		Unaudited		Unaudited		Unaudited		Audited	
1.(a) Net Sales	0.00	-	671.58	-	5,181.00	-	888.76	-	160.57	5,805.75	-	2,688.09
(b) Other Operating income	274.24	619.04	520.61	619.04	2,077.21	1,364.73	2,077.21	1,364.73	7,258.21	8,493.84	-	8,493.84
Total Income	274.24	619.04	1,192.19	619.04	7,258.21	1,364.73	7,258.21	1,364.73	8,493.84	8,493.84	-	8,493.84
2.Expenditure	0.00	-	-	-	-	-	-	-	-	-	-	-
a. Increase/decrease in stock in trade	0.00	0.00	-	-	-	-	-	-	-	-	-	-
b. Consumption of raw materials	0.00	-	631.82	-	3,816.57	-	3,816.57	-	4,439.12	4,439.12	-	4,439.12
c. Purchase of traded goods/Services	109.76	141.16	151.39	141.16	462.24	366.38	462.24	366.38	607.68	607.68	-	607.68
d. Employees cost	138.33	118.58	137.68	118.58	426.99	413.47	426.99	413.47	563.38	563.38	-	563.38
e. Depreciation	229.11	422.70	399.16	422.70	1,740.03	983.55	1,740.03	983.55	2,137.25	2,137.25	-	2,137.25
f. Other Expenditure	477.20	682.44	1,320.05	682.44	7,495.16	1,763.40	7,495.16	1,763.40	8,796.76	8,796.76	-	8,796.76
Total Expenditure	(202.96)	(63.40)	(127.86)	(63.40)	(236.95)	(398.67)	(236.95)	(398.67)	(302.92)	(302.92)	-	(302.92)
3.Profit from operations before other income, interest & exceptional items (1-2)	11.87	3.69	5.11	3.69	25.86	63.42	25.86	63.42	48.35	48.35	-	48.35
4. Other income	(191.09)	(59.71)	(122.75)	(59.71)	(211.09)	(335.25)	(211.09)	(335.25)	(254.57)	(254.57)	-	(254.57)
5.Profit Before Interest & exceptional items (3+4)	195.64	137.16	192.58	137.16	610.45	587.13	610.45	587.13	843.50	843.50	-	843.50
6.Finance Charges	(386.73)	(196.87)	(315.33)	(196.87)	(922.38)	(922.38)	(922.38)	(922.38)	(1,098.07)	(1,098.07)	-	(1,098.07)
7.Profit after interest but before exceptional items (5-6)	0.00	0.00	0.00	0.00	0.00	0.00	0.00	0.00	0.00	0.00	-	0.00
8.Exceptional items (add/less)	(386.73)	(196.87)	(315.33)	(196.87)	(922.38)	(922.38)	(922.38)	(922.38)	(1,098.07)	(1,098.07)	-	(1,098.07)
9.Profit from ordinary activities before tax (7+8)	0.00	0.00	0.00	0.00	0.00	0.00	0.00	0.00	0.00	0.00	-	0.00
10.Tax Expense	(386.73)	(196.87)	(315.33)	(196.87)	(922.38)	(922.38)	(922.38)	(922.38)	(1,098.07)	(1,098.07)	-	(1,098.07)
11.Net Profit from ordinary activities after Tax (9-10)	0.00	0.00	0.00	0.00	0.00	0.00	0.00	0.00	0.00	0.00	-	0.00
12.Extraordinary items (net of tax expenses)	(386.73)	(196.87)	(315.33)	(196.87)	(922.38)	(922.38)	(922.38)	(922.38)	(1,098.07)	(1,098.07)	-	(1,098.07)
13.Net Profit for the period (11-12)	5,023.28	5,023.28	5,023.28	5,023.28	5,023.28	5,023.28	5,023.28	5,023.28	5,023.28	5,023.28	-	5,023.28
14.Paid up capital	-	-	-	-	-	-	-	-	-	-	-	-
15.Reserve & surplus	-	-	-	-	-	-	-	-	-	-	-	-
16.Earning Per Share (before & after extra ordinary items):	-	-	-	-	-	-	-	-	-	-	-	-
EPS (Basic & Diluted)	-	-	-	-	-	-	-	-	-	-	-	-



PART-II

	Quarter ended	Quarter ended	Quarter ended	Quarter ended	Nine month ended	Nine month ended	Year ended
	31.12.2013	30.09.2013	31.12.2012	31.12.2013	31.12.2012	31.12.2013	31.03.2013
A. PARTICULARS OF SHAREHOLDING:							
1.Public Shareholding:							
a) No. of shares	25385693.00	25385693	25385693	25385693	25385693	25385693	25385693
b) Percentage of shareholding	50.54	50.54	50.54	50.54	50.54	50.54	50.54
2.Promoters and promoter group shareholding:							
a) Pledged/Encumbered							
Number of shares	1370000	1370000	1370000	1370000	1370000	1370000	1370000
Percentage of shares (as a % of the total shareholding of the promoter and the promoter group)	5.51	5.51	5.51	5.51	5.51	5.51	5.51
Percentage of shares (as a % of the total capital of the company)	2.73	2.73	2.73	2.73	2.73	2.73	2.73
b) Non-encumbered							
Number of shares	23477100	23477100	23477100	23477100	23477100	23477100	23477100
Percentage of shares (as a % of the total shareholding of the promoter and the promoter group)	94.49	94.49	94.49	94.49	94.49	94.49	94.49
Percentage of shares (as a % of the total capital of the company)	46.74	46.74	46.74	46.74	46.74	46.74	46.74

Particulars	Quarter ended
	31.12.2013
B. INVESTOR COMPLAINTS:	
Pending at the beginning of the quarter	NIL
Received during the quarter	NIL
Disposed of during the quarter	N.A.
Remaining unresolved at the end of the quarter	NIL

Place : Mumbai
Date : 13.03.2014



By order of the Board
For Firstwinner Industries Ltd.

Rinku Patodia
(Managing Director)


NOTES:-

1. The above results were taken on record by the Board of Directors of the company at its meeting held on February 13, 2014 after review by the audit committee and a limited review of the same has been carried out by the statutory auditors of the Company.
2. Pursuant to clause 41 of the listing agreement, the company opted to publish only the consolidated financial results. The standalone results of the company will be available on company's website www.firstwinnerind.com.
3. Deferred tax, if any, will be accounted at the year end.
4. Basic and Diluted earnings per share has been calculated in accordance with the Accounting Standards (AS-20) issued by ICAI.
5. The company operates in single segment of Textile and Textile Products, hence segmental reporting as required under accounting standard – 17 issued by ICAI is not applicable.
6. Figures for the previous year are re-arranged, restated and re-grouped wherever necessary for the purpose of Comparison.

Place: Mumbai
Date: 13.02.2014



By order of the Board
For First Winner Industries Limited


Rinku Patodia
(Managing Director)

FIRST WINNER INDUSTRIES LIMITED
UNAUDITED CONSOLIDATED FINANCIAL RESULTS FOR THE QUARTER & NINE MONTH ENDED 31ST DECEMBER, 2013

PART-I

Particulars	Quarter ended 31.12.2013		Quarter ended 30.09.2013		Quarter ended 31.12.2012		Nine month ended 31.12.2013		Nine month ended 31.12.2012		Year ended 31.03.2013	
	Unaudited		Unaudited		Unaudited		Unaudited		Unaudited		Audited	
1.(a) Net Sales	0.00	-	833.50	-	2,375.48	-	1,813.13	-	14,766.75	-	16,965.91	-
(b) Other Operating income	346.80	833.50	833.50	704.85	704.85	1,813.13	1,813.13	1,813.13	2,835.67	3,678.46	20,644.37	16,965.91
Total Income	346.80	833.50	833.50	704.85	704.85	1,813.13	1,813.13	1,813.13	17,602.42	20,644.37	20,644.37	20,644.37
2.Expenditure												
a. Increase/decrease in stock in trade	0.00	-	-	-	-	-	-	-	2,164.53	2,164.53	2,164.53	2,164.53
b. Consumption of raw materials	0.00	-	-	-	-	-	-	-	160.57	160.57	160.57	160.57
c. Purchase of traded goods/Services	0.00	-	-	-	2,286.25	-	-	-	11,869.98	11,869.98	14,066.42	14,066.42
d. Employees cost	147.39	224.58	224.58	230.92	230.92	552.78	552.78	552.78	703.54	703.54	927.75	927.75
e. Depreciation	205.30	185.55	185.55	205.44	205.44	613.66	613.66	613.66	629.56	629.56	832.34	832.34
f. Other Expenditure	289.53	582.71	582.71	531.08	531.08	1,334.78	1,334.78	1,334.78	2,273.89	2,273.89	2,848.99	2,848.99
Total Expenditure	642.22	992.84	992.84	3,253.69	3,253.69	2,501.22	2,501.22	2,501.22	17,802.07	17,802.07	21,000.60	21,000.60
3.Profit from operations before other income, interest & exceptional items (1-2)	(295.42)	(159.34)	(159.34)	(173.36)	(173.36)	(688.09)	(688.09)	(688.09)	(199.65)	(199.65)	(356.23)	(356.23)
4. Other income	14.91	5.17	5.17	5.66	5.66	72.27	72.27	72.27	28.52	28.52	55.75	55.75
5.Profit Before Interest & exceptional items (3+4)	(280.51)	(154.17)	(154.17)	(167.70)	(167.70)	(615.82)	(615.82)	(615.82)	(171.13)	(171.13)	(300.48)	(300.48)
6.Finance Charges	508.62	450.11	450.11	564.44	564.44	1,526.02	1,526.02	1,526.02	1,597.68	1,597.68	2,180.68	2,180.68
7.Profit after interest but before exceptional items (5-6)	(789.13)	(604.28)	(604.28)	(732.14)	(732.14)	(2,141.84)	(2,141.84)	(2,141.84)	(1,768.81)	(1,768.81)	(2,481.16)	(2,481.16)
8.Exceptional items (add/less)	0.00	0.00	0.00	0.00	0.00	0.00	0.00	0.00	0.00	0.00	0.00	0.00
9.Profit from ordinary activities before tax (7+8)	(789.13)	(604.28)	(604.28)	(732.14)	(732.14)	(2,141.84)	(2,141.84)	(2,141.84)	(1,768.81)	(1,768.81)	(2,481.16)	(2,481.16)
10. Tax Expense	0.00	0.00	0.00	0.00	0.00	0.00	0.00	0.00	-	-	(252.66)	(252.66)
11. Net Profit from ordinary activities after Tax and before minority interest (9-10)	(789.13)	(604.28)	(604.28)	(732.14)	(732.14)	(2,141.84)	(2,141.84)	(2,141.84)	(1,768.81)	(1,768.81)	(2,228.50)	(2,228.50)
12.Extraordinary items (net of tax expenses)						0.00	0.00	0.00	0.00	0.00	0.00	0.00
13. Net Profit for the period before minority interest (11-12)	(789.13)	(604.28)	(604.28)	(732.14)	(732.14)	(2,141.84)	(2,141.84)	(2,141.84)	(1,768.81)	(1,768.81)	(2,228.50)	(2,228.50)
14. Minority Interest	0.00	0.00	0.00	0.00	0.00	0.00	0.00	0.00	-	-	-	-
15. Net Profit for the period after minority interest (13-14)	(789.13)	(604.28)	(604.28)	(732.14)	(732.14)	(2,141.84)	(2,141.84)	(2,141.84)	(1,768.81)	(1,768.81)	(2,228.50)	(2,228.50)
16. Paid up capital	5023.28	5,023.28	5,023.28	5,023.28	5,023.28	5,023.28	5,023.28	5,023.28	5,023.28	5,023.28	5,023.28	5,023.28
17. Reserve & surplus	-	-	-	-	-	-	-	-	-	-	-	-
18. Earning Per Share (before & after extra ordinary items):	-	-	-	-	-	-	-	-	-	-	-	-
EPS (Basic & Diluted)	-	-	-	-	-	-	-	-	-	-	-	-



PART-II

	Quarter ended 31.12.2013	Quarter ended 30.09.2013	Quarter ended 31.12.2012	Nine month ended 31.12.2013	Nine month ended 31.12.2012	Year ended 31.03.2013
1.Public Shareholding:						
a) No. of shares	25385693.00	25385693.00	25385693.00	25385693.00	25385693.00	25385693.00
b) Percentage of shareholding	50.54	50.54	50.54	50.54	50.54	50.54
2.Promoters and promoter group shareholding:						
a) Pledged/Encumbered						
Number of shares	1370000.00	1370000.00	1370000.00	1370000.00	1370000.00	1370000.00
Percentage of shares (as a % of the total shareholding of the promoter and the promoter group)	5.51	5.51	5.51	5.51	5.51	5.51
b) Non-encumbered						
Number of shares	2.73	2.73	2.73	2.73	2.73	2.73
Percentage of shares (as a % of the total capital of the company)						
Non-encumbered						
Number of shares	23477100.00	23477100.00	23477100.00	23477100.00	23477100.00	23477100.00
Percentage of shares (as a % of the total shareholding of the promoter and the promoter group)	94.49	94.49	94.49	94.49	94.49	94.49
Percentage of shares (as a % of the total capital of the company)	46.74	46.74	46.74	46.74	46.74	46.74

Particulars	Quarter ended
	31.12.2013
B.INVESTOR COMPLAINTS:	
Pending at the beginning of the quarter	NIL
Received during the quarter	NIL
Disposed of during the quarter	N.A.
Remaining unresolved at the end of the quarter	NIL

Place : Mumbai
Date :13.02.2014



By Order of the Board
For First Winner Industries Limited

Rinku Patodia

Rinku Patodia
(Managing Director)

NOTES:-

1. The above results were taken on record by the Board of Directors of the company at its meeting held on February 13, 2014 after review by the audit committee and a limited review of the same has been carried out by the statutory auditors of the Company.
2. Unaudited Consolidated Financial statements have been prepared in accordance with Accounting Standard 21 – “Consolidated Financial Statement” issued by ICAI. The results of the subsidiary companies Ramshyam Textile Industries Ltd., First Winner Lifestyle Ltd. and Pal Trading Company Pvt. Ltd. were taken in the preparation of consolidated financial statement.
3. Pursuant to clause 41 of the listing agreement, the company opted to publish only the consolidated financial results. The standalone results of the company will be available on company’s website www.firstwinnerind.com.
4. Deferred tax, if any, will be accounted at the year end.
5. Basic and Diluted earnings per share has been calculated in accordance with the Accounting Standards (AS-20) issued by ICAI.
6. The company operates in single segment of Textile and Textile Products, hence segmental reporting as required under accounting standard – 17 issued by ICAI is not applicable.
7. Figures for the previous year are re-arranged, restated and re-grouped wherever necessary for the purpose of Comparison.

Place: Mumbai
Date: 13.02.2014



By order of the Board
For First Winner Industries Limited

A handwritten signature in blue ink that appears to read "Rinku Patodia".

Rinku Patodia
(Managing Director)

DESHMUKH & ASSOCIATES
Chartered Accountants
20, Mahavir Mansion,
70, Trinity Street,
Mumbai 400002

PRAFUL M. JOSHI
Chartered Accountants
20, Mahavir Mansion,
70, Trinity Street,
Mumbai 400002

Limited review report

To
The Board of Directors of
First Winner Industries Limited


We have reviewed the accompanying statement of unaudited financial results of First Winner Industries Limited (Stand alone as well as Consolidated) for the period ended 31st December, 2013. This statement is the responsibility of the Company's Management and has been approved by the Board of Directors/ Committee of Board of Directors. Our responsibility is to issue a report on these financial statements based on our review.

We conducted our review in accordance with the Standard on Review Engagement (SRE) 2400, engagements to Review Financial Statements issued by the Institute of Chartered Accountants of India. This standard requires that we plan and perform the review to obtain moderate assurance as to whether the financial statements are free of material misstatement. A review is limited primarily to inquiries of company personnel and analytical procedures applied to financial data and thus provide less assurance than an audit. We have not performed an audit and accordingly, we do not express an audit opinion.

Based on our review conducted as above, nothing has come to our attention that causes us to believe that the accompanying statement of unaudited financial results (Stand alone as well as Consolidated) prepared in accordance with applicable accounting standards and other recognised accounting practices and policies has not disclosed the information required to be disclosed in terms of Clause 41 of the Listing Agreement including the manner in which it is to be disclosed, or that it contains any material misstatement.


For Praful M. Joshi
Chartered Accountants




(C.A. Praful M. Joshi)
(Proprietor)
(Membership No.-100/30276)
Place: Mumbai
Date: 10.02.2014

For Deshmukh & Associates
Chartered Accountants




(Deepen Kapadia)
(Partner)
(Membership No.-112565)