

FIL: SEC: 0314:54(5)

16th April, 2014

Bombay Stock Exchange Limited  
Listing Department  
Registered Office: Floor 25  
P.J.Towers  
Dalal Street  
Mumbai 400 001

By Courier

Dear sirs,

Sub: Shareholding pattern under clause 35 of listing agreement

We refer to Clause 35 of listing agreement, and enclose herewith the shareholding pattern for the quarter ended 31<sup>st</sup> March, 2014.

Thanking you,

Yours truly,

For Finolex Industries Limited

  
Umesh Gosavi  
GM (Legal) & Company Secretary  
Encl: As above

CIN No of the Company: L40108PN1981PLC024153 E-mail address: investors@finolexind.com

REGD. OFFICE & URSE PLANT :  
GAT NO. 399, VILLAGE - URSE,  
TALUKA - MAVAL, URSE - 410 506. INDIA  
TEL : +91-2114-237251 / 237253  
FAX : +91-2114-237252.

RATNAGIRI PLANT:  
RATNAGIRI - PAWAS ROAD, P.O. BOX NO. 11,  
RATNAGIRI - 415 612, INDIA.  
TEL : +91-2352-238027-30 / 238034-37,  
FAX : +91-2352-238033 / 238045.

MASAR PLANT:  
VADODARA-JAMBUSAR STATE HIGHWAY,  
VILLAGE MASAR - 391 421. TAL. PADRA,  
DIST. VADODARA, GUJARAT, INDIA.  
TEL : +91-2662-237166 / 237626  
FAX : +91-2662-237216

PVC MKTG. TEL : +91-20-27408516, FAX : +91-20-27484000, E-mail : pvc@finolexind.com PIPE MKTG. TEL : +91-20-27408600, 27408594, FAX : +91-20-27481000, 27489000, E-mail : pipes@finolexind.com

**Finolex gets people together**

FINOLEX INDUSTRIES LIMITED

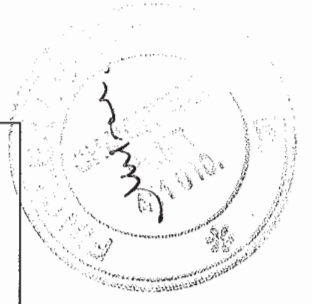
**(D)(a) Statement showing Shareholding Pattern**

Name of the Company : Finolex Industries Limited

Scrip Code, Name of the scrip, class of security : NSE: FINPIPE BSE : 500940/FINOLEXIND

As on Date : 31-Mar-2014


Partly paid-up shares	No. of partly paid-up shares	As a % of total no. of partly paid-up Shares	As a % of total no. of shares of the company
Held by promoter/promoter group	0	0	0
Held by public	0	0	0
<b>Total</b>	0	0	0
Outstanding convertible securities	No. of outstanding securities	As a % of total no. of outstanding convertible securities	As a % of total no. of shares of the company, assuming full conversion of the convertible securities
Held by promoter/promoter group	0	0	0
Held by public	0	0	0
<b>Total</b>	0	0	0
Warrants	No. of warrants	As a % of total no. of warrants	As a % of total no. of shares of the company, assuming full conversion of Warrants
Held by promoter/promoter group	0	0	0
Held by public	0	0	0
<b>Total</b>	0	0	0
Total paid-up capital of the company, assuming full conversion of warrants and convertible securities	0		



FINOLEX INDUSTRIES LIMITED

**(D)(a) Statement showing Shareholding Pattern**

Sr. no.	Category of shareholder (II)	Number of shareholders (III)	Total number of shares (IV)	Number of shares held in dematerialized form (V)	Total shareholding as a percentage of total number of shares			Shares Pledged or otherwise encumbered	
					As a percentage of (A+B) <sup>1</sup> (VI)	As a percentage of (A+B+C) (VII)	Number of shares (VIII)	As a percentage (IX) = (VIII) / (IV) * 100	
(A)	<b>Promoter and Promoter Group<sup>2</sup></b>								
(1)	<b>Indian</b>								
(a)	Individuals/Hindu Undivided Family	28	1363149	1363149	1.10	1.10	0	0.00	
(b)	Central Government/State Government(s)	0	0	0	0.00	0.00	0	0	
(c)	Bodies Corporate	4	63737448	63737448	51.36	51.36	0	0.00	
(d)	Financial Institutions/Banks	0	0	0	0.00	0.00	0	0	
(e)	Any Other (Total)	0	0	0	0.00	0.00	0	0	
	<b>Sub-Total (A)(1)</b>	32	65100597	65100597	52.46	52.46	0	0.00	
(2)	<b>Foreign</b>								
(a)	Individuals (Non-Resident Individuals/Foreign Individuals)	0	0	0	0.00	0.00	0	0.00	
(b)	Bodies Corporate	0	0	0	0.00	0.00	0	0.00	
(c)	Institutions	0	0	0	0.00	0.00	0	0.00	
(d)	Qualified Foreign Investor	0	0	0	0.00	0.00	0	0.00	
(e)	Any Other (Total)	0	0	0	0.00	0.00	0	0.00	
	<b>Sub-Total (A)(2)</b>	0	0	0	0.00	0.00	0	0.00	
	<b>Total Shareholding of</b>	32	65100597	65100597	52.46	52.46	0	0.00	




FINOLEX INDUSTRIES LIMITED

Promoter and Promoter Group (A)= (A)(1)+(A)(2)										
<b>(B) Public shareholding<sup>3</sup></b>										
<b>(1) Institutions</b>										
(a) Mutual Funds/UTI	40	2552544	2535366	2.06	2.06	N.A.	N.A.	N.A.	N.A.	N.A.
(b) Financial Institutions/Banks	24	24291	20540	0.02	0.02	N.A.	N.A.	N.A.	N.A.	N.A.
(c) Central Government/State Government(s)	0	0	0	0.00	0.00	N.A.	N.A.	N.A.	N.A.	N.A.
(d) Venture Capital Funds	0	0	0	0.00	0.00	N.A.	N.A.	N.A.	N.A.	N.A.
(e) Insurance Companies	3	950	0	0.00	0.00	N.A.	N.A.	N.A.	N.A.	N.A.
(f) Foreign Institutional Investors	29	5441588	5438988	4.39	4.39	N.A.	N.A.	N.A.	N.A.	N.A.
(g) Foreign Venture Capital Investors	0	0	0	0.00	0.00	N.A.	N.A.	N.A.	N.A.	N.A.
(h) Qualified Foreign Investor	0	0	0	0.00	0.00	N.A.	N.A.	N.A.	N.A.	N.A.
(i) Any Other (Total)	0	0	0	0.00	0.00	N.A.	N.A.	N.A.	N.A.	N.A.
<b>Sub-Total (B)(1)</b>	<b>96</b>	<b>8019373</b>	<b>7994894</b>	<b>6.46</b>	<b>6.46</b>	<b>N.A.</b>	<b>N.A.</b>	<b>N.A.</b>	<b>N.A.</b>	<b>N.A.</b>
<b>(2) Non-institutions</b>										
(a) Bodies Corporate	680	7857863	7806369	6.33	6.33	N.A.	N.A.	N.A.	N.A.	N.A.
(b) Individuals - i. Individual Shareholders Holding Nominal Share Capital Up To >Rs. 1 Lakh.	128718	26196068	16213911	21.11	21.11	N.A.	N.A.	N.A.	N.A.	N.A.
Individuals - ii. Individual Shareholders Holding Nominal Share Capital In Excess Of Rs. 1 Lakh	132	15456860	15421360	12.46	12.46	N.A.	N.A.	N.A.	N.A.	N.A.
(c) Qualified Foreign Investor	0	0	0	0	0	N.A.	N.A.	N.A.	N.A.	N.A.
(d) Any Other (Total)	1631	1464620	816092	1.18	1.18	N.A.	N.A.	N.A.	N.A.	N.A.
(d1) CLEARING MEMBER	121	57631	57631	0.05	0.05	N.A.	N.A.	N.A.	N.A.	N.A.



FINOLEX INDUSTRIES LIMITED

(d2)	CORPORATE BODY - MARGIN ACCOUNT	34	85724	85724	0.07	0.07	N.A.	N.A.
(d3)	CORPORATE BODY - BROKER	47	39273	39273	0.03	0.03	N.A.	N.A.
(d4)	CORPORATE BODY - CENTRAL GOVT	1	10000	10000	0.01	0.01	N.A.	N.A.
(d5)	CORPORATE CM/TM CLIENT BENEFICIARY ACCOUNT	47	59143	59143	0.05	0.05	N.A.	N.A.
(d6)	CORPORATE CMTM CLIENT MARGIN ACCOUNT	29	93201	93201	0.08	0.08	N.A.	N.A.
(d7)	CORPORATE MARGIN ACCOUNT	1	50	50	0.00	0.00	N.A.	N.A.
(d8)	INDIVIDUAL CM/TM CLIENT BENEFICIARY ACCOUNT	3	1246	1246	0.00	0.00	N.A.	N.A.
(d9)	NRI/OCB	1347	684352	468424	0.55	0.55	N.A.	N.A.
(d10)	TRUSTIES/FIL EMPLOYEES WELFARE TRUST	1	434000	1400	0.35	0.35	N.A.	N.A.
	<b>Sub-Total (B)(2)</b>	131161	50975411	40257732	41.08	41.08	N.A.	N.A.
	<b>Total Public Shareholding (B)= (B)(1)+(B)(2)</b>	131257	58994784	48252626	47.54	47.54	N.A.	N.A.
	<b>TOTAL (A)+(B)</b>	131289	124095381	113353223	100.00	100.00	0	0.00
(C)	Shares held by Custodians and against which Depository Receipts have been issued	0	0	0	N.A.	0.00	N.A.	N.A.
C1	Promoter and Promoter Group	0	0	0	N.A.	0.00	N.A.	N.A.




FINOLEX INDUSTRIES LIMITED

C2	Public	0	0	0	0	N.A.	0.00	N.A.	N.A.
	<b>GRAND TOTAL (A)+(B)+(C)</b>	131289	124095381	113353223	N.A.	N.A.	100.00	0	0.00

<sup>1</sup>For determining public shareholding for the purpose of Clause 40A.

<sup>2</sup>For definitions of "Promoter" and "Promoter Group", refer to Clause 40A.


<sup>3</sup>For definitions of "Public Shareholding", refer to Clause 40A.



FINOLEX INDUSTRIES LIMITED


(D)(b) Statement showing Shareholding of persons belonging to the category "Promoter and Promoter Group"

Sr. No.	Name of the shareholder	PAN of the Shareholder	Total Shares held		Shares pledged or otherwise encumbered		Details of warrants		Details of convertible securities		Total shares (including underlying shares assuming full conversion of warrants and convertible securities) as a % of diluted share capital (XIII)
			Number (IV)	as a % of grand total (A) + (B) + (C) (V)	Number (VI)	as a percentage (VII) = (VI) / (IV) * 100 (VIII)	Number of warrants held (XI)	As a % total number of the same class (X)	Number of convertible securities held (XI)	As a % total number of convertible securities of the same class (XII)	
1	AMIT KATARA	AMCPK5966B	18782	0.02	0	0.00	0	0.00	0	0.00	0.00
2	AMIT M KATARA	AMCPK5966B	950	0.00	0	0.00	0	0.00	0	0.00	0.00
3	AMRITA KATARA	AOWPK3804Q	22125	0.02	0	0.00	0	0.00	0	0.00	0.00
4	AMRITA MUKESH KATARA	AOWPK3804Q	950	0.00	0	0.00	0	0.00	0	0.00	0.00
5	KATARA AMIT MUKESH	AMCPK5966B	5400	0.00	0	0.00	0	0.00	0	0.00	0.00



FINOLEX INDUSTRIES LIMITED


6	KATARA AMRITA MUKESH	AO WPK3804Q	3500	0.00	0	0.00	0	0.00	0	0.00	0.00	0.00
7	KATARA ARUNA MUKESH	AABPK8754G	146720	0.12	0	0.00	0	0.00	0	0.00	0.00	0.00
8	KATARA MUKESH DOLUMAL	AABPK8753B	23030	0.02	0	0.00	0	0.00	0	0.00	0.00	0.00
9	KATARA MUKESH DOLUMAL	AABPK8753B	3500	0.00	0	0.00	0	0.00	0	0.00	0.00	0.00
10	AMIT KATARA	AMCPK5966B	15500	0.01	0	0.00	0	0.00	0	0.00	0.00	0.00
11	AMRITA KATARA	AMCPK5966B	15500	0.01	0	0.00	0	0.00	0	0.00	0.00	0.00
12	DEEPAK KISHAN CHHABRIA	AAMPC9923E	80921	0.07	0	0.00	0	0.00	0	0.00	0.00	0.00
13	KAVITA SANJAY RAHEJA	AARPR3802J	37002	0.03	0	0.00	0	0.00	0	0.00	0.00	0.00
14	KAVITA SANJAY RAHEJA	AARPR3802J	55877	0.05	0	0.00	0	0.00	0	0.00	0.00	0.00
15	KISHAN PARSRAM CHHABRIA	AAMPC9921G	170342	0.14	0	0.00	0	0.00	0	0.00	0.00	0.00
16	KISHAN PARSRAM CHHABRIA	AAMPC9921G	200	0.00	0	0.00	0	0.00	0	0.00	0.00	0.00
17	PRIYA VIJAY	AAMPC9777G	60200	0.05	0	0.00	0	0.00	0	0.00	0.00	0.00





FINOLEX INDUSTRIES LIMITED

18	CHHABRIA RISHI VIJAY CHHABRIA	AJCPC6375K	1350	0.00	0	0.00	0.00	0	0.00	0	0.00	0.00	0.00
19	SUNITA KISHAN CHHABRIA	AAKPC1759J	153592	0.12	0	0.00	0.00	0	0.00	0	0.00	0.00	0.00
20	VIJAY KISHAN CHHABRIA	AAMPC9925C	200	0.00	0	0.00	0.00	0	0.00	0	0.00	0.00	0.00
21	VIJAY KISHAN CHHABRIA	AAMPC9925C	106150	0.09	0	0.00	0.00	0	0.00	0	0.00	0.00	0.00
22	VINI DEEPAK CHHABRIA	AAMPC9778K	26400	0.02	0	0.00	0.00	0	0.00	0	0.00	0.00	0.00
23	GAYATRI PRAKASH CHHABRIA	AJCPC9413A	69775	0.06	0	0.00	0.00	0	0.00	0	0.00	0.00	0.00
24	HANSIKA HIYA PRAKASH CHHABRIA	AALPC5166E	66975	0.05	0	0.00	0.00	0	0.00	0	0.00	0.00	0.00
25	PRAKASH PRALHAD CHHABRIA	AALPC5166E	163749	0.13	0	0.00	0.00	0	0.00	0	0.00	0.00	0.00
26	PRAKASH PRALHAD CHHABRIA	AALPC5166E	200	0.00	0	0.00	0.00	0	0.00	0	0.00	0.00	0.00
27	PRALHAD PARSRAM CHHABRIA	AAMPC9924D	111559	0.09	0	0.00	0.00	0	0.00	0	0.00	0.00	0.00
28	RITU PRAKASH	ACNPC2292H	2700	0.00	0	0.00	0.00	0	0.00	0	0.00	0.00	0.00



FINOLEX INDUSTRIES LIMITED


	CHHABRIA																	
29	ORBIT ELECTRICALS PRIVATE LIMITED	AAACF2636C	23330901	18.80	0	0.00	0.00	0	0.00	0	0.00	0.00	0	0.00	0.00	0.00	0.00	0.00
30	KATARA DENTAL PVT.LTD.	AAACK7513K	213950	0.17	0	0.00	0.00	0	0.00	0	0.00	0.00	0	0.00	0.00	0.00	0.00	0.00
31	FINOLEX CABLES LIMITED	AAACF2637D	39432597	31.78	0	0.00	0.00	0	0.00	0	0.00	0.00	0	0.00	0.00	0.00	0.00	0.00
32	FINOLEX CABLES LTD.	AAACF2637D	760000	0.61	0	0.00	0.00	0	0.00	0	0.00	0.00	0	0.00	0.00	0.00	0.00	0.00
	TOTAL		65100597	52.46	0	0.00	0.00	0	0.00	0	0.00	0.00	0	0.00	0.00	0.00	0.00	0.00



FINOLEX INDUSTRIES LIMITED

D)(c) Statement showing Shareholding of persons belonging to the category "Public" and holding more than 1% of the total number of shares

Sr. No.	Name of the shareholder	PAN of the Shareholder	Number of shares	Shares as a percentage of total number of shares {i.e., Grand Total (A)+(B)+(C) indicated in Statement at para (D)(a) above}	Details of warrants		Details of convertible securities		Total shares (including underlying shares assuming full conversion of warrants and convertible securities) as a % of diluted
					Number of warrants held	As a % total number of warrants of the same class	Number of convertible securities held	% w.r.t total number of convertible securities of the same class	
	ANUJ A SHETH	AAEHA0707L	5031002	4.05	0	0.00	0	0	0
	WARBURG VALUE FUND	AAA W0884H	3250000	2.62	0	0.00	0	0	0
	HITEN ANANTRAI SHETH	AADPS5808H	1500000	1.21	0	0.00	0	0	0
	GAGANDEEP CREDIT CAPITAL PVT LTD	AAACO0519R	1389500	1.12	0	0.00	0	0	0
	TOTAL		11170502	9.00	0	0.00	0	0.00	0



FINOLEX INDUSTRIES LIMITED

**I(c) Statement showing Shareholding of persons belonging to the category "Public" and holding more than 5% of the total number of shares**

Sr. No.	Name of the shareholder	PAN of the Shareholder	Number of shares	Shares as a percentage of total number of shares {i.e., Grand Total (A)+(B)+(C) indicated in Statement at para (I)(a) above}	Details of warrants		Details of convertible securities		Total shares (including underlying shares assuming full conversion of warrants and convertible securities) as a % of diluted
					Number of warrants held	As a % total number of warrants of the same class	Number of convertible securities held	% w.r.t total number of convertible securities of the same class	
	TOTAL		0	0.00	0	0.00	0	0.00	0.00

**I(d) Statement showing details of locked-in shares**

Sr. No.	Name of the shareholder	PAN of the Shareholder	Number of locked-in shares	Locked-in shares as a percentage of total number of shares {i.e., Grand Total (A)+(B)+(C) indicated in Statement at para (I)(a) above}
	TOTAL		0	0.00

**II(a) Statement showing details of Depository Receipts (DRs)**

Sr. No.	Type of DR (ADRs, GDRs, etc.)	Number of outstanding DRs	Number of shares underlying DRs	Shares underlying outstanding DRs as a percentage of total number of shares {i.e., Grand Total (A)+(B)+(C) indicated in Statement at para (I)(a) above}
	TOTAL			



FINOLEX INDUSTRIES LIMITED

SDRs, etc.)	outstanding DRs	Total (A)+(B)+(C) indicated in Statement at para (I)(a) above}
TOTAL	0	0.00

(II)(b) Statement showing holding of Depository Receipts (DRs), where underlying shares held by 'promoter/promoter group' are in excess of 1% of the total number of shares

Sr. No.	Name of the DR Holder	Type of outstanding DR (ADRs, GDRs, SDRs, etc.)	Number of shares underlying outstanding DRs	Shares underlying outstanding DRs as a percentage of total number of shares {i.e., Grand Total (A)+(B)+(C) indicated in Statement at para (I)(a) above}
		TOTAL	0	0.00

(III) (a) Statement showing the voting pattern of shareholders, if more than one class of shares/securities is issued by the issuer.

Sr. no.	Category of shareholder	Number of Voting Rights held in each class of securities			Total Voting Rights (III+IV+V) (VI)	Total Voting Rights i.e. (VI)	
		Class X (III)	Class Y (IV)	Class Z (V)		As a percentage of (A+B) (VII)	As a percentage of (A+B+C) (VIII)
(I)	(II)						
(A)	Promoter and Promoter Group <sup>2</sup>						
(1)	Indian						
(a)	Individuals/Hindu Undivided Family	0	0	0	0	0.00	0.00
(b)	Central Government/State Government(s)	0	0	0	0	0.00	0.00
(c)	Bodies Corporate	0	0	0	0	0.00	0.00
(d)	Financial Institutions/Banks	0	0	0	0	0.00	0.00
(e)	Any Other (Total)	0	0	0	0	0.00	0.00

