


(1)(a) Statement showing Shareholding PatternName of the Company : **FINOLEX CABLES LIMITED**Scrip Code, Name of the Scrip, class of security : **BSE : 500144 & NSE : FINCABLES EQ**Quarter ended : **30TH JUNE 2014**


Partly paid-up shares:-	No. of partly paidup shares	As a % total no. of partly paid-up shares	As a % of total no. of shares of the Company
Held by promoters / promoters group	Nil	Nil	Nil
Held by public	Nil	Nil	Nil
Total	Nil	Nil	Nil
Outstanding convertible securities:-	No. of outstanding securities	As a % total no. of outstanding convertible securities	As a % of total no. of shares of the Company assuming full conversion of the convertible securities
Held by promoters / promoters group	Nil	Nil	Nil
Held by public	Nil	Nil	Nil
Total	Nil	Nil	Nil
Warrants:-	No. of warrants	As a % total no. of warrants	As a % of total no. of shares of the Company assuming full conversion of warrants
Held by promoters / promoters group	Nil	Nil	Nil
Held by public	Nil	Nil	Nil
Total	Nil	Nil	Nil
Total paid-up capital of the company assuming full conversion of warrants and convertible securities	NIL		

Category Code	Category of shareholder	Number of share-holders	Total number of shares	Number of shares held in dematerialized form	Total shareholding as a percentage of total number of shares		Shares pledged or otherwise encumbered	
					As a percentage of (A+B) ¹	As a percentage of (A+B+C)	Number of shares	As a percentage (IX)=(VII/(IV)*100
(I)	(II)	(III)	(IV)	(V)	(VI)	(VII)	(VIII)	(IX)
(A)	Shareholding of Promoter and Promoter Group²							
(1)	Indian							
(a)	Individuals / Hindu Undivided Family	29	7,875,300	7,875,300	5.36%	5.15%	0	0.00%
(b)	Central Government / State Government(s)	0	0	0	0.00%	0.00%	0	0.00%
(c)	Bodies Corporate	2	46,966,170	46,966,170	31.98%	30.71%	0	0.00%
(d)	Financial Institutions / Banks	0	0	0	0.00%	0.00%	0	0.00%
(e)	Any Other (specify)	0	0	0	0.00%	0.00%	0	0.00%
	Sub-Total (A)(1)	31	54,841,470	54,841,470	37.34%	35.86%	0	0.00%
(2)	Foreign							
(a)	Individuals (Non Resident Individuals / Foreign individuals)	0	0	0	0.00%	0.00%	0	0.00%
(b)	Bodies Corporate	0	0	0	0.00%	0.00%	0	0.00%
(c)	Institutions	0	0	0	0.00%	0.00%	0	0.00%
(d)	Qualified Foreign Investor	0	0	0	0.00%	0.00%	0	0.00%
(e)	Any Other (specify)	0	0	0	0.00%	0.00%	0	0.00%
	Sub-Total (A)(2)	0	0	0	0.00%	0.00%	0	0.00%
	Total Shareholding of Promoter and Promoter Group (A) = (A) (1)+ (A) (2)	31	54,841,470	54,841,470	37.34%	35.86%	0	0.00%



(1)(a) Statement showing Shareholding Pattern

Name of the Company : FINOLEX CABLES LIMITED								
Scrip Code, Name of the Scrip, class of security : BSE : 500144 & NSE : FINCABLES EQ								
Quarter ended : 30TH JUNE 2014								
Category Code	Category of shareholder	Number of share-holders	Total number of shares	Number of shares held in dematerialized form	Total shareholding as a percentage of total number of shares		Shares pledged or otherwise encumbered	
					As a percentage of (A+B) 1	As a percentage of (A+B+C)	Number of shares	As a percentage
(B)	Public shareholding ³							
(1)	Institutions							
(a)	Mutual Funds/ UTI	40	14,917,925	14,905,475	10.16%	9.75%	N.A.	N.A.
(b)	Financial Institutions / Banks	14	2,925,479	2,913,979	1.99%	1.91%	N.A.	N.A.
(c)	Central Government / State Government(s)	0	0	0	0.00%	0.00%	N.A.	N.A.
(d)	Venture Capital Fund	0	0	0	0.00%	0.00%	N.A.	N.A.
(e)	Insurance Companies	0	0	0	0.00%	0.00%	N.A.	N.A.
(f)	Foreign Institutional Investors	63	13,226,726	13,209,876	9.01%	8.65%	N.A.	N.A.
(g)	Foreign Venture Capital Investors	0	0	0	0.00%	0.00%	N.A.	N.A.
(h)	Qualified Foreign Investor	0	0	0	0.00%	0.00%	N.A.	N.A.
(i)	Any Other (specify)	0	0	0	0.00%	0.00%	N.A.	N.A.
	Sub-Total (B)(1)	117	31,070,130	31,029,330	21.16%	20.32%	N.A.	N.A.
(2)	Non-Institutions							
(a)	Bodies Corporate	923	25,774,455	25,752,100	17.55%	16.85%	N.A.	N.A.
(b)	Individuals -							
i	Individual shareholders holding nominal share capital upto Rs.1 lakh	36,505	22,354,881	19,985,967	15.22%	14.62%	N.A.	N.A.
ii	Individual shareholders holding nominal share capital in excess of Rs.1 lakh	36	12,811,984	12,439,717	8.72%	8.38%	N.A.	N.A.
(c)	Qualified Foreign Investor	0	0	0	0.00%	0.00%	N.A.	N.A.
(d)	Any Other (specify)	0	0	0	0.00%	0.00%	N.A.	N.A.
	Sub-Total (B)(2)	37,464	60,941,320	58,177,784	41.50%	39.85%	N.A.	N.A.
	Total Public Shareholding (B)=(B)(1)+(B)(2)	37,581	92,011,450	89,207,114	62.66%	60.16%	N.A.	N.A.
	TOTAL (A)+(B)	37,612	146,852,920	144,048,584	100.00%	96.02%	0	0
(C)	Shares held by Custodians and against which Depository Receipts have been issued	2	6,086,425	6,074,150	N.A.	3.98%	N.A.	N.A.
(1)	Promoter and Promoter Group	N.A.	N.A.	N.A.	N.A.	N.A.	N.A.	N.A.
(2)	Public	2	6,086,425	6,074,150	N.A.	3.98%	N.A.	N.A.
	GRAND TOTAL (A)+(B)+(C)	37,614	152,939,345	150,122,734	N.A.	100.00%	0	0




Statement showing Shareholding Pattern for the Quarter ended 30th June 2014

Name of the Company : FINOLEX CABLES LIMITED Scrip Code, Name of the Scrip, Class of Security : BSE : 500144 and NSE : FINCABLES EQ

(I)(b) Statement showing holding of securities (including shares, warrants, convertible securities) of persons belonging to the category "Promoter and Promoter Group"

Sr. No.	Name of the shareholder	Details of Shares held		Encumbered shares (*)			Details of warrants		Details of convertible securities		Total shares (including underlying shares assuming full conversion of warrants and convertible securities) as a % of diluted share capital
		No. of Shares held	As a % of grand total (A)+(B)+(C)	No.	As a percentage	As a % of grand total (A)+(B)+(C) of sub-clause (I)(a)	Number of warrants held	As a % total number of warrants of the same class	Number of convertible securities held	As a % total number of convertible securities of the same class	
(I)	(II)	(III)	(IV)	(V)	(VI) = (V) / (III) * 100	(VII)	(VIII)	(IX)	(X)	(XI)	(XII)
1	PRALHAD PARSRAM CHHABRIA	1,760,400	1.15%	0	NA	NA	0	NA	0	NA	NA
2	SUNITA KISHAN CHHABRIA	1,163,400	0.76%	0	NA	NA	0	NA	0	NA	NA
3	ARUNA KATARA	1,052,850	0.69%	0	NA	NA	0	NA	0	NA	NA
4	KISHAN PARSRAM CHHABRIA	950,750	0.62%	0	NA	NA	0	NA	0	NA	NA
5	DEEPAK KISHAN CHHABRIA	936,750	0.61%	0	NA	NA	0	NA	0	NA	NA
6	PRAKASH PRALHAD CHHABRIA	831,850	0.54%	0	NA	NA	0	NA	0	NA	NA
7	VIJAY KISHAN CHHABRIA	539,250	0.35%	0	NA	NA	0	NA	0	NA	NA
8	HANSIKA HIYA PRAKASH CHHABRIA	105,000	0.07%	0	NA	NA	0	NA	0	NA	NA
9	GAYATRI PRAKASH CHHABRIA	105,000	0.07%	0	NA	NA	0	NA	0	NA	NA
10	RITU PRAKASH CHHABRIA	95,000	0.06%	0	NA	NA	0	NA	0	NA	NA
11	AMIT KATARA	87,400	0.06%	0	NA	NA	0	NA	0	NA	NA
12	AMRITA KATARA	85,400	0.06%	0	NA	NA	0	NA	0	NA	NA
13	VINI DEEPAK CHHABRIA	33,750	0.02%	0	NA	NA	0	NA	0	NA	NA
14	KATARA MUKESH DOLMAL	31,000	0.02%	0	NA	NA	0	NA	0	NA	NA
15	RADHIKA DEEPAK CHHABRIA	30,000	0.02%	0	NA	NA	0	NA	0	NA	NA
16	KARAN VIJAY CHHABRIA	22,500	0.01%	0	NA	NA	0	NA	0	NA	NA
17	PRIYA VIJAY CHHABRIA	22,500	0.01%	0	NA	NA	0	NA	0	NA	NA
18	RISHI VIJAY CHHABRIA	22,500	0.01%	0	NA	NA	0	NA	0	NA	NA
19	ORBIT ELECTRICALS PRIVATE LIMITED	46,956,120	30.70%	0	NA	NA	0	NA	0	NA	NA
20	KATARA DENTAL PVT.LTD.	10,050	0.01%	0	NA	NA	0	NA	0	NA	NA
	Total ...	54,841,470	35.86%	0	NA	NA	0	NA	0	NA	NA



Statement showing Shareholding Pattern for the Quarter ended 30th June 2014


Name of the Company : **FINOLEX CABLES LIMITED** Scrip Code, Name of the Scrip, Class of Security : **BSE : 500144 and NSE : FINCABLES EQ**

(I)(c) (i) Statement showing holding of securities (including shares, warrants, convertible securities) of persons belonging to the category "Public and holding more than 1% of the total number of shares"

Sr. No.	Name of the shareholder	No. of Shares held	Shares as a percentage of total number of shares (i.e., Grand Total (A)+(B)+(C) indicated in Statement at para (I)(a) above)	Details of warrants		Details of convertible securities		Total shares (including underlying shares assuming full conversion of warrants and convertible securities) as a % of diluted share capital
				Number of warrants held	As a % total number of warrants of the same class	Number of convertible securities held	% w.r.t. total number of convertible securities of the same class	
1	FINOLEX INDUSTRIES LIMITED	22,187,075	14.51%	0	NA	0	NA	NA
2	ANIL RAMCHAND CHHABRIA	5,141,080	3.36%	0	NA	0	NA	NA
3	FRANKLIN TEMPLETON MUTUAL FUND A/C FRANKLIN INDIA	3,901,460	2.55%	0	NA	0	NA	NA
4	LIFE INSURANCE CORPORATION OF INDIA	2,824,234	1.85%	0	NA	0	NA	NA
5	MANULIFE GLOBAL FUND ASIAN SMALL CAP EQUITY FUND	1,837,688	1.20%	0	NA	0	NA	NA
6	LEELA RAMCHAND CHHABRIA	1,779,600	1.16%	0	NA	0	NA	NA
7	FRANKLIN INDIA SMALLER COMPANIES FUND	1,714,484	1.12%					
	Total...	39,385,601	25.75%	0	NA	0	NA	NA

(I)(c) (ii) Statement showing holding of securities (including shares, warrants, convertible securities) of persons (together with PAC) belonging to the category "Public and holding more than 5% of the total number of shares"

Sr. No.	Name(s) of the shareholder(s) and the Persons Acting in Concert (PAC) with them	No. of Shares	Shares as a percentage of total number of shares (i.e., Grand Total (A)+(B)+(C) indicated in Statement at para (I)(a) above)	Details of warrants		Details of convertible securities		Total shares (including underlying shares assuming full conversion of warrants and convertible securities) as a % of diluted share capital
				Number of warrants	As a % total number of warrants of the same class	Number of convertible securities held	% w.r.t. total number of convertible securities of the same class	
1	FINOLEX INDUSTRIES LIMITED	22,187,075	14.51%	0	NA	0	NA	NA
	Total...	22,187,075	14.51%	0	NA	0	NA	NA



Statement showing Shareholding Pattern for the Quarter ended 30th June 2014

Name of the Company : FINOLEX CABLES LIMITED

Scrip Code, Name of the Scrip, Class of Security : BSE : 500144 and NSE : FINCABLES EQ

(I)(d) STATEMENT SHOWING DETAILS OF LOCKED-IN SHARES

Sr. No.	Name of the shareholder	Number of locked-in shares	Locked-in shares as a (%) percentage of total number of shares (i.e., Grand Total (A)+(B)+(C) indicated at para (I)(a) above}	*Category of Shareholders (Promoters/ Public)
1	NA	NA	NA	NA
	TOTAL	NIL	NIL	

(II)(a) STATEMENT SHOWING DETAILS OF DEPOSITORY RECEIPTS (DRs)

Sr. No.	Type of outstanding DR (ADRs, GDRs, SDRs, etc)	Number of outstanding DRs	Number of Shares underlying outstanding DRs	Shares underlying outstanding DRs as a percentage of total number of shares (i.e., Grand Total (A)+(B)+(C) indicated in Statement at para (I)(a) above}
1	Global Depository	6,086,425	6,086,425	3.98%
	TOTAL	6,086,425	6,086,425	3.98%

(II)(b) STATEMENT SHOWING HOLDING OF DEPOSITORY RECEIPTS (DRs), WHERE UNDERLYING SHARES HELD BY PROMOTER/ PROMOTER GROUP ARE IN EXCESS OF 1% OF THE TOTAL NUMBER OF SHARES

Sr. No.	Name of the DR Holder	Type of outstanding DR (ADRs, GDRs, SDRs, etc)	Number of Shares underlying outstanding DRs	Shares underlying outstanding DRs as a percentage of total number of shares (i.e., Grand Total (A)+(B)+(C) indicated in Statement at para (I)(a) above}
1	NA		NA	NA
	TOTAL		NIL	NIL

For FINOLEX CABLES LTD.

R. G. D'Silva
R. G. D'SILVA
 Company Secretary &
 Vice President (Legal)

