



Introductory sub-table (I)(a)

<b>Name of the Company: Federal-Mogul Goetze (India) Limited</b>			
<b>Scrip Code - BSE - 505744, NSE - FMGOETZE</b>			
<b>Name of the scrip - BSE - FED MOG GOE, NSE - Federal-Mogul Goetze (India) Limited</b>			
<b>Class of security: BSE - B, NSE - EQ</b>			
<b>Quarter ended: JUNE 30, 2014</b>			
<b>Partly paid-up shares:-</b>	<b>No. of partly paid-up shares</b>	<b>As a % of total no. of partly paid-up shares</b>	<b>As a % of total no. of shares of the company</b>
Held by promoter/promoter group	0	0	0
Held by public	0	0	0
<b>Total</b>	<b>0</b>	<b>0</b>	<b>0</b>
<b>Outstanding convertible securities:-</b>	<b>No. of outstanding securities</b>	<b>As a % of total no. of outstanding convertible securities</b>	<b>As a % of total no. of shares of the company, assuming full conversion of the convertible securities</b>
Held by promoter/promoter group	0	0	0
Held by public	0	0	0
<b>Total</b>	<b>0</b>	<b>0</b>	<b>0</b>
<b>Warrants:-</b>	<b>No. of warrants</b>	<b>As a % of total no. of warrants</b>	<b>As a % of total no. of shares of the company, assuming full conversion of warrants</b>
Held by promoter/promoter group	0	0	0
Held by public	0	0	0
<b>Total</b>	<b>0</b>	<b>0</b>	<b>0</b>
<b>Total paid-up capital of the company, assuming full conversion of warrants and convertible securities</b>	<b>55632130</b>	<b>0</b>	<b>100%</b>





**Statement Showing Shareholding Pattern**

Category code	Category of Shareholder	Number of Shareholders	Table I(a)		Total shareholding as a percentage of total number of shares		Shares Pledged or otherwise encumbered	
			Total number of shares	Number of shares held in dematerialized form	As a percentage of (A+B) <sup>1</sup>	As a percentage of (A+B+C)	Number of shares	As a percentage
			(IV)	(V)	(VI)	(VII)	(VIII)	(IX) = (VIII)/(IV)*100
1	<b>Shareholding of Promoter and Indian</b>							
(a)	Individuals/ Hindu Undivided Family	0	0	0	0.00	0.00	0	0.00
(b)	Central Government/ State Government(s)	0	0	0	0.00	0.00	0	0.00
(c)	Bodies Corporate	0	0	0	0.00	0.00	0	0.00
(d)	Financial Institutions/ Banks	0	0	0	0.00	0.00	0	0.00
(e)	Any Others(Specify)	0	0	0	0.00	0.00	0	0.00
(e-i)					0.00	0.00	0	0.00
(e-ii)					0.00	0.00	0	0.00
	<b>Sub Total(A)(1)</b>	<b>0</b>	<b>0</b>	<b>0</b>	<b>0.00</b>	<b>0.00</b>	<b>0</b>	<b>0.00</b>
2	<b>Foreign</b>							
a	Individuals (Non-Residents Individuals/ Foreign Individuals)	0	0	0	0.00	0.00	0	0.00
b	Bodies Corporate	2	41715454	41715454	74.98	74.98	0	0.00
c	Institutions	0	0	0	0.00	0.00	0	0.00
d	Qualified Foreign Investor	0	0	0	0.00	0.00	0	0.00
e	Any Others(Specify)	0	0	0	0.00	0.00	0	0.00
e-i					0.00	0.00	0	0.00
e-ii								
	<b>Sub Total(A)(2)</b>	<b>2</b>	<b>41715454</b>	<b>41715454</b>	<b>74.98</b>	<b>74.98</b>	<b>0</b>	<b>0.00</b>
	<b>Total Shareholding of Promoter and</b>	<b>2</b>	<b>41715454</b>	<b>41715454</b>	<b>74.98</b>	<b>74.98</b>	<b>0</b>	<b>0.00</b>
(B)	<b>Public shareholding</b>							
1	<b>Institutions</b>							
(a)	Mutual Funds/ UTI	9	5478488	5476638	9.85	9.85		
(b)	Financial Institutions/ Banks	12	2824	1052	0.01	0.01		
(c)	Central Government/ State Government(s)				0.00	0.00		
(d)	Venture Capital Funds	0	0	0	0.00	0.00		
(e)	Insurance Companies	4	1919816	1919766	3.45	3.45		
(f)	Foreign Institutional Investors	11	104719	103669	0.19	0.19		
(g)	Foreign Venture Capital Investors	0	0	0	0.00	0.00		
(h)	Qualified Foreign Investor	0	0	0	0.00	0.00		
(i)	Any Other (specify)	0	0	0	0.00	0.00		
(i-ii)					0.00	0.00		
(i-ii)								
	<b>Sub-Total (B)(1)</b>	<b>36</b>	<b>7505847</b>	<b>7501125</b>	<b>13.49</b>	<b>13.49</b>		
B 2	<b>Non-institutions</b>							
(a)	Bodies Corporate	320	332685	326542	0.60	0.60	22553	6.78
(b)	Individuals				0.00	0.00	10464	0.17
I	Individuals -i. Individual shareholders holding nominal share capital up to Rs 1 lakh	17429	2229077	1695274	4.01	4.01		
II	ii. Individual shareholders holding nominal share capital in excess of Rs. 1 lakh.	13	3843054	3843054	6.91	6.91		
(c)	Qualified Foreign Investor	0	0	0	0.00	0.00		
(d)	Trust	6	6013	6013	0.01	0.01		
(d-i)					0.00	0.00		
(d-ii)								




	Sub-Total (B)(2)	17768	6410829	5870883	11.52	11.52		
(B)	Total Public Shareholding (B)= (B)(1)+(B)(2)	17804	13916676	13372008	25.02	25.02		
	TOTAL (A)+(B)	17806	55632130	55087462	100.00	100.00		
(C)	Shares held by Custodians and against which Depository Receipts have been issued							
1	Promoter and Promoter Group					0.00		0.00
2	Public					0.00		
	Sub-Total (C)	0	0	0		0		
	GRAND TOTAL (A)+(B)+(C)	17806	55632130	55087462		100.00	33017	0.06



(I)(b) Statement showing holding of securities (including shares, warrants, convertible securities) of persons belonging to the category "Promoter and Promoter Group"


Sr.	Name of the shareholder	Details of Shares held		Encumbered shares (*)			Details of warrants		Details of convertible securities		Total shares (including underlying shares assuming full conversion of warrants and convertible securities) as a % of diluted share capital
		Number of shares held	As a % of grand total (A)+(B)+(C)	No.	As a percentage	As a % of grand total (A)+(B)+(C) of sub-clause (I)(a)	Number of warrants held	As a % total number of warrants of the same class	Number of convertible securities held	As a % total number of convertible securities of the same class	
(i)	(ii)	(iii)	(iv)	(v)	(vi)=(v)/(iii)*100	(vii)	(viii)	(ix)	(x)	(xi)	(xii)
1	Federal Mogul Vermögensverwaltung GmbH	8306873	74.93	0	0.00	0.00	0	0	0	0	0
2	Federal Mogul Holdings Limited	33408581*	60.05	0	0.00	0.00	0	0	0	0	0
<b>TOTAL</b>		<b>41715454</b>	<b>74.98</b>	<b>0</b>	<b>0.00</b>	<b>0.00</b>	<b>0</b>	<b>0</b>	<b>0</b>	<b>0</b>	<b>0</b>

(\* The term "encumbrance" has the same meaning as assigned to it in regulation 28(3) of the SAST Regulations, 2011





(I)(c)(i) Statement showing holding of securities (including shares, warrants, convertible securities) of persons belonging to the category "Public" and holding more than 1% of the total number of shares

Sr. No.	Name of the shareholder	Number of shares held	Shares as a percentage of total number of shares {i.e., Grand Total (A)+(B)+(C) indicated in Statement at para (I)(a) above}	Details of warrants		Details of convertible securities		Total shares (including underlying shares assuming full conversion of warrants and convertible securities) as a % of diluted share capital
				Number of warrants held	As a % total number of warrants of the same class	Number of convertible securities held	% w.r.t total number of convertible securities of the same class	
1	Reliance Capital Trustee Co. Ltd A/c Reliance Monthly Income Plan	1445107	2.60	0	0	0	0	0
2	Reliance Capital Trustee Co. Ltd. - A/c RelianceTax Saver (ELSS) Fund	2924193	5.26	0	0	0	0	0
3	Reliance Capital Trustee Co. Ltd. - A/c Reliance Vision Fund	907060	1.63	0	0	0	0	0
4	Bhavook Tripathi	2533821	4.55	0	0	0	0	0
5	Life Insurance Corporation of India	1129741	2.03	0	0	0	0	0
6	K Mohan	754000	1.36	0	0	0	0	0
7								
8								
9								
10								
<b>TOTAL</b>		<b>9693922</b>	<b>17.43</b>	<b>0</b>	<b>0</b>	<b>0</b>	<b>0</b>	<b>0</b>





**(I)(c)(ii) Statement showing holding of securities (including shares, warrants, convertible securities) of persons (together with PAC) belonging to the category "Public" and holding more than 5% of the total number of shares of the company**

Sr. No.	Name(s) of the shareholder(s) and the Persons Acting in Concert (PAC) with them	Number of shares	Shares as a percentage of total number of shares {i.e., Grand Total (A)+(B)+(C) indicated in Statement at para (I)(a) above}	Details of warrants		Details of convertible securities		Total shares (including underlying shares assuming full conversion of warrants and convertible securities) as a % of diluted share capital
				Number of warrants	As a % total number of warrants of the same class	Number of convertible securities held	% w.r.t total number of convertible securities of the same class	
1	Reliance Capital Trustee Co. Ltd. - A/c RelianceTax Saver (ELSS) Fund	2924193	5.26%	0	0	0	0	0




(I)(d) Statement showing details of locked-in shares

Sr. No.	Name of the shareholder	Number of locked-in shares	Locked-in shares as a percentage of total number of shares (i.e., Grand Total (A)+(B)+(C) indicated in Statement at para (I)(a) above)
1			
As at: JUNE 30, 2014			
3	NOT APPLICABLE		
4			
5			
6			
7			
8			
9			
<b>TOTAL</b>		<b>0</b>	<b>0.00</b>



(II)(a) Statement showing details of Depository Receipts (DRs)

Sr. No.	Type of outstanding DR (ADRs, GDRs, SDRs, etc.)	Number of outstanding DRs	Number of shares underlying outstanding DRs	Shares underlying outstanding DRs as a percentage of total number of shares {i.e., Grand Total (A)+(B)+(C) indicated in Statement at para (I)(a) above}
Period ended: JUNE 30, 2014				
2				
3	NOT APPLICABLE			
4				
5				
6				
7				
8				
9				
<b>TOTAL</b>		0	0	0.00





(II)(b) Statement showing holding of Depository Receipts (DRs), where underlying shares held by "promoter/promoter group" are in excess of 1% of the total number of shares

Sr. No.	Name of the DR Holder	Type of outstanding DR (ADRs, GDRs, SDRs, etc.)	Number of shares underlying outstanding DRs	Shares underlying outstanding DRs as a percentage of total number of shares (i.e., Grand Total (A)+(B)+(C) indicated in Statement at para (I)(a) above)
As at: JUNE 30, 2014				
2	NOT APPLICABLE			
3				
4				
5				
6				
7				
8				
9				
<b>TOTAL</b>			0	0.00

