

Introductory sub-table (I)(a)


FARRY INDUSTRIES LIMITED

Name of the Company: FARRY INDUSTRIES LIMITED
 Scrip Code, Name of the scrip, 531252
 Class of security: 30/09/2014
 Quarter ended: 30/09/2014

Partly paid-up shares:-	No. of partly paid-up shares	AS a % of total no. of partly paid-up shares	
		AS a % of total no. of shares of the company	AS a % of total no. of shares of the company
Held by promoter/promoter group	0	NIL	0
Held by public	0	NIL	0
Total - D	NIL	NIL	NIL


Outstanding convertible securities:-	No. of outstanding securities	AS a % of total no. of outstanding convertible securities	
		AS a % of total no. of shares of the company, assuming full conversion of the convertible securities	AS a % of total no. of shares of the company, assuming full conversion of the convertible securities
Held by promoter/promoter group	0	NIL	NIL
Held by public	0	NIL	NIL
Total - E	NIL	NIL	NIL

Warrants:-	No. of warrants	AS a % of total no. of warrants	
		AS a % of total no. of shares of the company, assuming full conversion of warrants	AS a % of total no. of shares of the company, assuming full conversion of warrants
Held by promoter/promoter group	0	NIL	NIL
Held by public	0	NIL	NIL
Total - F	NIL	NIL	NIL
Total paid-up capital of the company, assuming full conversion of warrants and convertible securities			3013100



Statement Showing Shareholding Pattern

Category code	Category of Shareholder	Number of Shareholders	Table (I)(a)		Total shareholding as a percentage of total number of shares		Number of Shares Pledged or otherwise encumbered	As a percentage
			Total number of shares	Number of shares held in dematerialized form	As a percentage of (A+B) ¹	As a percentage of (A+B+C)		
(A)	Shareholding of Promoter and Promoter Group ²							
1	Indian							
(a)	Individuals/ Hindu Undivided Family	0	0	0	0.00	0.00	0	
(b)	Central Government/ State Government(s)	0	0	0	0.00	0.00	0	
(c)	Bodies Corporate	2	1112017	1112017	36.91	36.91	0	
(d)	Financial Institutions/ Banks	0	0	0	0.00	0.00	0	
(e)	Any Others(Specify)	0	0	0	0.00	0.00	0	
(e-i)	Other Individuals	0	0	0	0.00	0.00	0	
(e-ii)	Mutual Fund	0	0	0	0.00	0.00	0	
(e-iii)	Body Corp in Concert	0	0	0	0.00	0.00	0	
(e-iv)	Non Government Institutions	0	0	0	0.00	0.00	0	
	Sub Total(A)(1)	2	1112017	1112017	36.91	36.91	0	0.00
2	Foreign							
a	Individuals (Non-Residents Individuals/ Foreign Individuals)	0	0	0	0.00	0.00	0	
b	Bodies Corporate	0	0	0	0.00	0.00	0	
c	Institutions	0	0	0	0.00	0.00	0	
d	Any Others(Specify)	0	0	0	0.00	0.00	0	
	Sub Total(A)(2)	0	0	0	0.00	0.00	0	0.00
	Total Shareholding of Promoter and Promoter Group (A)=(A)(1)+(A)(2)	2	1112017	1112017	36.91	36.91	0	0.00
(B)	Public shareholding							
1	Institutions							
(a)	Mutual Funds/ UTI	0	0	0	0.00	0.00	0	
(b)	Financial Institutions / Banks	0	0	0	0.00	0.00	0	
(c)	Central Government/ State Government(s)	0	0	0	0.00	0.00	0	
(d)	Venture Capital Funds	0	0	0	0.00	0.00	0	
(e)	Insurance Companies	0	0	0	0.00	0.00	0	
(f)	Foreign Institutional Investors	0	0	0	0.00	0.00	0	
(g)	Foreign Venture Capital Investors	0	0	0	0.00	0.00	0	
(h)	Any Other (Specify)	0	0	0	0.00	0.00	0	




	Sub-Total (B)(1)	0	0	0	0.00	0.00			
B 2	Non-institutions								
(a)	Bodies Corporate								
(a-i)	Corporate Client Bene	53	181756	170356	6.03	6.03			
(a-ii)	Corporate client Margin	0	0	0	0.00	0.00			
(a-iii)	Corporate Body (Offer)	0	0	0	0.00	0.00			
(b)	Individuals								
I	Individuals - i: Individual shareholders holding nominal share capital up to Rs. 1 lakh	1212	500427	155047	16.61	16.61			
II	Individual shareholders holding nominal share capital in excess of Rs. 1 lakh	249	1215825	985835	40.35	40.35			
(e)	Any Other (specify)	0	0	0	0.00	0.00			
(c-i)	NRI Individuals (Non Rep)	0	0	0	0.00	0.00			
(c-ii)	OCB	0	0	0	0.00	0.00			
(c-iii)	Foreign Bodies	0	0	0	0.00	0.00			
(c-iv)	NRI (Reparation)	1	3075	3075	0.10	0.10			
	Sub-Total (B)(2)	1515	1901083	1314313	63.09	63.09			
(B)	Total Public Shareholding (B)= (B)(1)+(B)(2)	1515	1901083	1314313	63.09	63.09			
	TOTAL (A)+(B)	1517	3013100	2426330	100.00	100.00			
(C)	Shares held by Custodians and against which Depository Receipts have been issued								
(1)	Promoter and Promoter Group	0	0	0	0.00	0.00			
(2)	Public	0	0	0	0.00	0.00			
	GRAND TOTAL (A)+(B)+(C)	1517	3013100	2426330	100	100			0.00



(1)(b) **FARRY INDUSTRIES LIMITED**
 "Category - "Promoter and Promoter Group"


Sr. No.	Name of the shareholder	Pan No.	Details of Shares held			Encumbered shares (*)			Details of warrants			Details of convertible securities			Total shares (including underlying shares assuming full conversion of warrants and convertible securities) as a % of diluted share capital
			Number of shares held	As a % of grand total (A) + (B) + (C)	No.	As a percentage	As a % of Grand total (A)+(B)+(C) of sub-clause (i)(a)	Number of warrants held	As a % total number of warrants of the same class	Number of convertible securities held	As a % total number of convertible securities of the same class				
1	OBKE TRADING PRIVATE LIMITED	AABCO1536F	1111900	36.902194	0	0.00	0.000000	0	0.000000	0	0.000000	0	0.000000	36.902194	
2	TJEN TRADING PRIVATE LIMITED	AADCT1652R	117	0.003883	0	0.00	0.000000	0	0.000000	0	0.000000	0	0.000000	0.003883	
	Total		1112017	36.906077	0	0.00	0.000000	0	0.000000	0	0.000000	0	0.000000	36.906077	



(D)(C)(D) **FARRY INDUSTRIES LIMITED**

category "Public" and holding more than 1% of the total number of shares


Sr. No.	Name of the shareholder	Pan No.	Number of shares held	Shares as a percentage of total number of shares i.e., Grand Total (A)+(B)+(C) indicated in Statement at para (D)(a) above!	Details of warrants		Details of convertible		Total shares (including underlying shares assuming full conversion of warrants and convertible securities) as a % of diluted share capital
					Number of warrants held	As a % total number of warrants of the same class	Number of convertible securities held	% w.r.t total number of convertible securities of the same class	
1	YALLAPU KRISHNAMUR	AMSPPK8937C	32300	1.071986	0	0.000000	0	0.000000	
2	REKHA S PASEBAND	AKPP2224E	35800	1.188145	0	0.000000	0	0.000000	1.071986
3	HARSHA HITESH JAVERI	AAEPJ7739F	120346	3.994092	0	0.000000	0	0.000000	1.188145
4	Jointly With HITESH RAMJI JAVERI / RADHABAI RAMJI JAVERI	AABPJ4691H	80000	2.655073	0	0.000000	0	0.000000	3.994092
5	Jointly With RADHABAI RAMJI JAVERI / HARSHA HITESH JAVERI	JACRPM4972C	39611	1.314626	0	0.000000	0	0.000000	2.655073
	DINESH RAMNARAYAN		308057	10.223922	0	0.000000	0	0.000000	1.314626
Total									10.223922



(D)(c)(ii) **FARRY INDUSTRIES LIMITED**


PAC belonging to the category "Public" and holding more than 5% of the total number of shares of the company

Sr. No.	Name(s) of the shareholder(s) and the Persons Acting in Concert (PAC) with them	Pan No.	Number of shares	Shares as a percentage of total number of shares {i.e., Grand Total (A)+(B)+(C) indicated in Statement at para (1)(a) above}	Details of warrants		Details of convertible securities		Total shares (including underlying shares assuming full conversion of warrants and convertible securities) as a % of diluted share capital
					Number of warrants	As a % total number of warrants of the same class	Number of convertible securities held	% w.r.t total number of convertible securities of the same class	
1	NIL		0	0.000000	0	0.000000	0	0.000000	0.000000
Total			0	0.000000	0	0.000000	0	0.000000	0.000000




FARRY INDUSTRIES LIMITED
(D)(d) Statement showing details of locked-in shares

Sr. No.	Name of the shareholder	Pan No.	Number of locked-in shares	Locked-in shares as a (%) of total number of shares {i.e., Grand Total (A)+(B)+(C) indicated in Statement at para (D)(a) above}	Promoter / Promoter Group / Public
1	NIL		Nil	Nil	
Total			0	0	Public



FARRY INDUSTRIES LIMITED
(D)(a) Statement showing details of Depository Receipts (DRs)

Sr. No.	Type of outstanding DR (ADRs, GDRs, SDRs, etc.)	Number of outstanding DRs	Number of shares underlying outstanding DRs	Shares underlying outstanding DRs as a percentage of total number of shares i.e., Grand Total (A)+(B)+(C) indicated in Statement at para (D)(a) above}
1	NIL	NIL	NIL	NIL
Total		0	0	0



FARRY INDUSTRIES LIMITED

(II)(b) Statement showing Holding of Depository Receipts (DRs), where underlying shares held by 'promoter/promoter group' are in excess of 1% of the total number of shares

Sr. No.	Name of the DR Holder	Type of outstanding DR (ADRs, GDRs, SDRs, etc.)	Number of shares underlying outstanding DRs	Shares underlying outstanding DRs as a percentage of total number of shares i.e., Grand Total (A)+(B)+(C) indicated in Statement at para (I)(a) above}
1	NIL		Nil	Nil
Total			0	0

