

289/2, Kalpatru Soc., 'B' Bldg., No. 15, Timber Market Road, Above Karing Hospital Ghorpade Peth,
Pune - 411042. Tel. : 020-65007106 Telefax : 65007105 E-mail : farryind@gmail.com

Introductory sub-table (I)(a)


Name of the Company:	FARRY INDUSTRIES LIMITED
Scrip Code, Name of the scrip, class of security:	531252
Quarter ended:	31/03/2014

Partly paid-up shares:-	No. of partly paid-up shares	As a % of total no. of partly paid-up shares	As a % of total no. of shares of the company
Held by promoter/promoter group	0	NIL	0
Held by public	0	NIL	0
Total - D	NIL	NIL	NIL

Outstanding convertible securities:-	No. of outstanding securities	As a % of total no. of outstanding convertible securities	As a % of total no. of shares of the company, assuming full conversion of the convertible securities
Held by promoter/promoter group	0	NIL	NIL
Held by public	0	NIL	NIL
Total - E	NIL	NIL	NIL

Warrants:-	No. of warrants	As a % of total no. of warrants	As a % of total no. of shares of the company, assuming full conversion of warrants
Held by promoter/promoter group	0	NIL	NIL
Held by public	0	NIL	NIL
Total - F	NIL	NIL	NIL


Total paid-up capital or the company, assuming full conversion of warrants and convertible securities	10013100
--	----------




Statement Showing Shareholding Pattern

Table (I)(a)

Category code	Category of Shareholder	Number of Shareholders	Total number of shares	Number of shares held in dematerialized form	Total shareholding as a percentage of total number of shares		Shares Pledged or otherwise encumbered	As a percentage
					As a percentage of (A+B) ¹	As a percentage of (A+B+C)	Number of shares	As a percentage
(A)	Shareholding of Promoter and Promoter Group ²							
1	Indian							
(a)	Individuals/Hindu Undivided Family	0	0	0	0.00	0.00	0	
(b)	Central Government/ State Government(s)	0	0	0	0.00	0.00	0	
(c)	Bodies Corporate	6	6112017	1112017	61.04	61.04	0	
(d)	Financial Institutions/ Banks	0	0	0	0.00	0.00	0	
(e)	Any Others(Specify)	0	0	0	0.00	0.00	0	
(e-i)	Other Individuals	0	0	0	0.00	0.00	0	
(e-ii)	Mutual Fund	0	0	0	0.00	0.00	0	
(e-iii)	Body Corp in Concert	0	0	0	0.00	0.00	0	
(e-iv)	Non Government Institutions	0	0	0	0.00	0.00	0	
	Sub Total(A)(1)	6	6112017	1112017	61.04	61.04	0	0.00
2	Foreign							
a	Individuals (Non-Residents Individuals/ Foreign Individuals)	0	0	0	0.00	0.00	0	
b	Bodies Corporate	0	0	0	0.00	0.00	0	
c	Institutions	0	0	0	0.00	0.00	0	
d	Any Others(Specify)	0	0	0	0.00	0.00	0	
	Sub Total(A)(2)	0	0	0	0.00	0.00	0	
	Total Shareholding of Promoter and Promoter Group (A)=(A)(1)+(A)(2)	6	6112017	1112017	61.04	61.04	0	0.00
(B)	Public shareholding							
1	Institutions							
(a)	Mutual Funds/ UTI	0	0	0	0.00	0.00		
(b)	Financial Institutions/ Banks	0	0	0	0.00	0.00		
(c)	Central Government/ State Government(s)	0	0	0	0.00	0.00		
(d)	Venture Capital Funds	0	0	0	0.00	0.00		
(e)	Insurance Companies	0	0	0	0.00	0.00		
(f)	Foreign Institutional Investors	0	0	0	0.00	0.00		
(g)	Foreign Venture Capital Investors	0	0	0	0.00	0.00		
(h)	Any Other (specify)	0	0	0	0.00	0.00		
	Sub-Total (B)(1)	0	0	0	0.00	0.00		




B 2	Non-institutions								
(a)	Bodies Corporate	70	2323315	311915	23.20	23.20			
(a-i)	Corporate Client Bene	0	0	0	0.00	0.00			
(a-ii)	Corporate client Margin	0	0	0	0.00	0.00			
(a-iii)	Corporate Body (Offer)	0	0	0	0.00	0.00			
(b)	Individuals				0.00	0.00			
I	Individuals -i. Individual shareholders holding nominal share capital up to Rs 1 lakh	1188	491001	139781	4.90	4.90			
II	ii. Individual shareholders holding nominal share capital in excess of Rs 1 lakh	243	1085514	855724	10.84	10.84			
(c)	Any Other (specify)	0	0	0	0.00	0.00			
(c-i)	NRI Individuals (Non Rep)	0	0	0	0.00	0.00			
(c-ii)	OCB	0	0	0	0.00	0.00			
(c-iii)	Foreign Bodies	0	0	0	0.00	0.00			
(c-iv)	NRI (Repatriation)	1	1253	1253	0.01	0.01			
	Sub-Total (B)(2)	1502	3901083	1308673	38.96	38.96			
(B)	Total Public Shareholding (B)= (B)(1)+(B)(2)	1502	3901083	1308673	38.96	38.96			
	TOTAL (A)+(B)	1508	10013100	2420690	100.00	100.00			
(C)	Shares held by Custodians and against which Depository Receipts have been issued								
(1)	Promoter and Promoter Group	0	0	0		0.00			
(2)	Public	0	0	0		0.00			
	GRAND TOTAL (A)+(B)+(C)	1508	10013100	2420690		100	0	0.00	




1)(b) FARRY INDUSTRIES LIMITED
Category "Promoter and Promoter Group"

Sr.	Name of the shareholder	Details of Shares held		Encumbered shares (*)			Details of warrants		Details of convertible securities		Total shares (including underlying shares assuming full conversion of warrants and convertible securities) as a % of diluted share capital
No		Number of shares held	As a % of grand total (A) +(B) +(C)	No.	As a percentage	As a % of grand total (A)+(B)+(C) of sub-clause (I)(a)	Number of warrants held	As a % of total number of warrants of the same class	Number of convertible securities held	As a % of total number of convertible securities of the same class	
(i)	(ii)	(iii)	(iv)	(v)	(vi)=(v)/(iii)*100	(vii)	(viii)	(ix)	(x)	(xi)	(xii)
1	KARMA STOCK TRADE I	1400000	13.981684	0	0.00	0.000000	0	0.000000	0	0.000000	13.981684
2	KYNER TRADING PVT. L	800000	7.989534	0	0.00	0.000000	0	0.000000	0	0.000000	7.989534
3	OBIKE TRADING PRIVAT	1111900	11.104453	0	0.00	0.000000	0	0.000000	0	0.000000	11.104453
4	TIEN TRADING PRIVATE	117	0.001168	0	0.00	0.000000	0	0.000000	0	0.000000	0.001168
5	VRB CAPITAL SERVICES	1400000	13.981684	0	0.00	0.000000	0	0.000000	0	0.000000	13.981684
6	ZELTZIN TRADING PVT.	1400000	13.981684	0	0.00	0.000000	0	0.000000	0	0.000000	13.981684
Total		6112017	61.040207	0	0.00	0.000000	0	0.000000	0	0.000000	61.040207



(1)(c)(i) **FARRY INDUSTRIES LIMITED**
category "Public" and holding more than 1% of the total number of shares


Sr. No.	Name of the shareholder	Number of shares held	Shares as a percentage of total number of shares (i.e., Grand Total (A)+(B)+(C) indicated in Statement at para (1)(a) above)	Details of warrants		Details of convertible		Total shares (including underlying shares assuming full conversion of warrants and convertible securities) as a % of diluted share capital
				Number of warrants held	As a % total number of warrants of the same class	Number of convertible securities held	% w.r.t total number of convertible securities of the same class	
1	MURLIDHAR EXIM PVT. LTD	400000	3.994767	0	0.000000	0	0.000000	3.994767
2	RAM DISTRIBUTORS PVT. LTD	300000	2.996075	0	0.000000	0	0.000000	2.996075
3	RAM LAMINATES (POONA) PVT.	300000	2.996075	0	0.000000	0	0.000000	2.996075
4	STARBRIGHT STOCK TRADING P	400000	3.994767	0	0.000000	0	0.000000	3.994767
5	TEXTFAB YARNS PVT. LTD	400000	3.994767	0	0.000000	0	0.000000	3.994767
Total		1800000	17.976451	0	0.000000	0	0.000000	17.976451



(1)(c)(ii) **FARRY INDUSTRIES LIMITED**

PAC) belonging to the category "Public" and holding more than 5% of the total number of shares of the company


Sr. No.	Name(s) of the shareholder(s) and the Persons Acting in Concert (PAC) with them	Number of shares	Shares as a percentage of total number of shares {i.e., Grand Total (A)+(B)+(C) indicated in Statement at para (1)(a) above}	Details of warrants		Details of convertible securities		Total shares (including underlying shares assuming full conversion of warrants and convertible securities) as a % of diluted share capital
				Number of warrants	As a % total number of warrants of the same class	Number of convertible securities held	% w.r.t total number of convertible securities of the same class	
1	NIL	0	0.000000	0	0.000000	0	0.000000	0.000000
Total		0	0.000000	0	0.000000	0	0.000000	0.000000



FARRY INDUSTRIES LIMITED

(I)(d) Statement showing details of locked-in shares


Sr. No.	Name of the shareholder	Number of locked-in shares	Locked-in shares as a (%) of percentage of total number of shares {i.e., Grand Total (A)+(B)+(C) indicated in Statement at para (I)(a) above}	Promoter / Promoter Group / Public
1	CEEPLAST TRADING CO. PVT. LTD	100000	0.998692	Public
2	FIBER TEXFAB PVT. LTD	100000	0.998692	Public
3	KARMA STOCK TRADE LTD	1400000	13.981684	Promoter/Promoter Group
4	KYNER TRADING PVT. LTD	800000	7.989534	Promoter/Promoter Group
5	MURLIDHAR EXIM PVT. LTD	400000	3.994767	Public
6	RAM DISTRIBUTORS PVT. LTD	300000	2.996075	Public
7	RAM LAMINATES (POONA) PVT. LTD	300000	2.996075	Public
8	STARBRIGHT STOCK TRADING PVT. LTD	400000	3.994767	Public
9	TEXFAB YARNS PVT. LTD	400000	3.994767	Public
10	VRB CAPITAL SERVICES (INDIA) PVT. LTD	1400000	13.981684	Promoter/Promoter Group
11	ZELTZIN TRADING PVT. LTD	1400000	13.981684	Promoter/Promoter Group
Total		7000000	69.908421	



FARRY INDUSTRIES LIMITED

(II)(a) Statement showing details of Depository Receipts (DRs)


Sr. No.	Type of outstanding DR (ADRs, GDRs, SDRs, etc.)	Number of outstanding DRs	Number of shares underlying outstanding DRs	Shares underlying outstanding DRs as a percentage of total number of shares {i.e., Grand Total (A)+(B)+(C) indicated in Statement at para (I)(a) above}
1	NIL	Nil	Nil	Nil
Total		0	0	0



FARRY INDUSTRIES LIMITED

(11)(b) Statement showing Holding of Depository Receipts (DRs), where underlying shares held by 'promoter/promoter group' are in excess of 1% of the total number of shares

Sr. No.	Name of the DR Holder	Type of outstanding DR (ADRs, GDRs, SDRs, etc.)	Number of shares underlying outstanding DRs	Shares underlying outstanding DRs as a percentage of total number of shares {i.e., Grand Total (A)+(B)+(C) indicated in Statement at para (1)(a) above}
1	NIL		Nil	Nil
Total		0	0	



Sl.No	Notes
1	
2	
3	
4	
5	
6	
7	
8	
9	

