


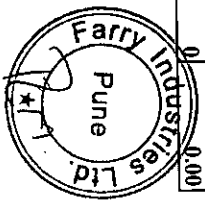
Statement Showing Shareholding Pattern

Table (I)(a)

Category code	Category of Shareholder	Number of Shareholders	Total number of shares	Number of shares held in dematerialized form	Total shareholding as a percentage of total number of shares		Number of Shares Pledged or otherwise encumbered	As a percentage	
					As a percentage of(A+B) ¹	As a percentage of (A+B+C)			
(A)	Shareholding of Promoter and Promoter Group ²								
1	Indian								
(a)	Individuals/Hindu Undivided Family	0	0	0	0.00	0.00	0		
(b)	Central Government/ State Government(s)	0	0	0	0.00	0.00	0		
(c)	Bodies Corporate	6	6112017	1112017	61.04	61.04	0		
(d)	Financial Institutions/ Banks	0	0	0	0.00	0.00	0		
(e)	Any Others(Specify)	0	0	0	0.00	0.00	0		
(e-i)	Other Individuals	0	0	0	0.00	0.00	0		
(e-ii)	Mutual Fund	0	0	0	0.00	0.00	0		
(e-iii)	Body Corp in Concept	0	0	0	0.00	0.00	0		
(e-iv)	Non Government Institutions	0	0	0	0.00	0.00	0		
	Sub Total(A)(1)	6	6112017	1112017	61.04	61.04	0		0.00
2	Foreign								
a	Individuals (Non-Residents Individuals/ Foreign Individuals)	0	0	0	0.00	0.00	0		
b	Bodies Corporate	0	0	0	0.00	0.00	0		
c	Institutions	0	0	0	0.00	0.00	0		
d	Any Others(Specify)	0	0	0	0.00	0.00	0		
	Sub Total(A)(2)	0	0	0	0.00	0.00	0		0.00
	Total Shareholding of Promoter and Promoter Group (A)=(A)(1)+(A)(2)	6	6112017	1112017	61.04	61.04	0		0.00
(B)	Public shareholding								
1	Institutions								
(a)	Mutual Funds/ UTI	0	0	0	0.00	0.00	0		
(b)	Financial Institutions/ Banks	0	0	0	0.00	0.00	0		
(c)	Central Government/ State Government(s)	0	0	0	0.00	0.00	0		
(d)	Venture Capital Funds	0	0	0	0.00	0.00	0		
(e)	Insurance Companies	0	0	0	0.00	0.00	0		
(f)	Foreign Institutional Investors	0	0	0	0.00	0.00	0		
(g)	Foreign Venture Capital Investors	0	0	0	0.00	0.00	0		
(h)	Any Other (specify)	0	0	0	0.00	0.00	0		




	Sub-Total (B)(1)	0	0	0	0.00	0.00		
B 2	Non-institutions							
(a)	Bodies Corporate	64	2189152	177752	21.86	21.86		
(a-i)	Corporate Client Bene	0	0	0	0.00	0.00		
(a-ii)	Corporate client Margin	0	0	0	0.00	0.00		
(a-iii)	Corporate Body (Offer)	0	0	0	0.00	0.00		
(b)	Individuals							
I	Individuals - i. Individual shareholders holding nominal share capital up to Rs 1 lakh	1207	503032	153412	5.02	5.02		
II	ii. Individual shareholders holding nominal share capital in excess of Rs 1 lakh	244	1207074	975684	12.05	12.05		
(c)	Any Other (specify)	0	0	0	0.00	0.00		
(c-i)	NRI Individuals (Non Rep)	0	0	0	0.00	0.00		
(c-ii)	OCB	0	0	0	0.00	0.00		
(c-iii)	Foreign Bodies	0	0	0	0.00	0.00		
(c-iv)	NRI (Repatriation)	1	1825	1825	0.02	0.02		
	Sub-Total (B)(2)	1516	3901083	1308673	38.96	38.96		
(B)	Total Public Shareholding (B)= (B)(1)+(B)(2)	1516	3901083	1308673	38.96	38.96		
	TOTAL (A)+(B)	1522	10013100	2420690	100.00	100.00		
(C)	Shares held by Custodians and against which Depository Receipts have been issued							
(1)	Promoter and Promoter Group	0	0	0	0.00	0.00		
(2)	Public	0	0	0	0.00	0.00		
	GRAND TOTAL (A)+(B)+(C)	1522	10013100	2420690			100	0.00




(D)(b) **FARRY INDUSTRIES LIMITED**
category "Promoter and Promoter Group"

Sr. No.	Name of the shareholder	Details of Shares held			Encumbered shares (*)			Details of warrants		Details of convertible securities		Total shares (including underlying shares assuming full conversion of warrants and convertible securities) as a % of diluted share capital
		Number of shares held	As a % of grand total (A)+(B)+(C)	No.	As a percentage (V)=(V)/(III)*100	As a % of Grand total (A)+(B)+(C) of sub-clause (D)(a)	Number of warrants held	As a % total number of warrants of the same class	Number of convertible securities held	As a % total number of convertible securities of the same class		
(i)	(ii)	(iii)	(iv)	(v)	(vi)	(vii)	(viii)	(ix)	(x)	(xi)	(xii)	
1	KARMA STOCK TRADE LTD	1400000	13.981684	0	0.00	0.000000	0	0.000000	0	0.000000	13.981684	
2	KYNER TRADING PVT. LTD	800000	7.989534	0	0.00	0.000000	0	0.000000	0	0.000000	7.989534	
3	OBIKE TRADING PVT LTD	1111900	11.104453	0	0.00	0.000000	0	0.000000	0	0.000000	11.104453	
4	TEEN TRADING PVT LTD	117	0.001168	0	0.00	0.000000	0	0.000000	0	0.000000	0.001168	
5	VRB CAPITAL SERVICES (INDIA) PVT. LTD	1400000	13.981684	0	0.00	0.000000	0	0.000000	0	0.000000	13.981684	
6	ZELTZIN TRADING PVT. LTD	1400000	13.981684	0	0.00	0.000000	0	0.000000	0	0.000000	13.981684	
Total		6112017	61.040207	0	0.00	0.000000	0	0.000000	0	0.000000	61.040207	




(D)(c)(i) FARRY INDUSTRIES LIMITED
category "Public" and holding more than 1% of the total number of shares

Sr. No.	Name of the shareholder	Number of shares held	Shares as a percentage of total number of shares (i.e., Grand Total (A)+(B)+(C) indicated in Statement at para (1)(a) above)	Details of warrants		Details of convertible securities		Total shares (including underlying shares assuming full conversion of warrants and convertible securities as a % of diluted capital)
				Number of warrants held	As a % of total number of warrants of the same class	Number of convertible securities held	% w.r.t total number of convertible securities of the same class	
1	MURLIDHAR EXIM PVT. LTD	400000	3.994767	0	0.000000	0	0.000000	3.994767
2	RAM DISTRIBUTORS PVT. LTD	300000	2.996075	0	0.000000	0	0.000000	2.996075
3	RAM LAMINATES (POONA) PVT. LTD	300000	2.996075	0	0.000000	0	0.000000	2.996075
4	STARBRIGHT STOCK TRADING PVT. LTD	400000	3.994767	0	0.000000	0	0.000000	3.994767
5	TEXFAB YARNS PVT. LTD	400000	3.994767	0	0.000000	0	0.000000	3.994767
Total		1800000	17.976451	0	0.000000	0	0.000000	17.976451



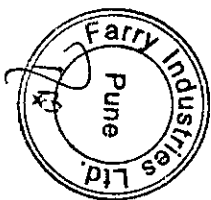
(D)(c)(iii) FARRY INDUSTRIES LIMITED
PAC belonging to the category "Public" and holding more than 5% of the total number of shares of the company

Sr. No.	Name(s) of the shareholder(s) and the Persons Acting in Concert (PAC) with them	Number of shares	Shares as a percentage of total number of shares f.e., Grand Total (A)+(B)+(C) indicated in Statement at para (1)(a) above}	Details of warrants		Details of convertible securities		Total shares (including underlying shares assuming full conversion of warrants and convertible securities) as a % of diluted share capital
				Number of warrants	As a % total number of warrants of the same class	Number of convertible securities held	% w.r.t total number of convertible securities of the same class	
1	NIL	0	0.000000	0	0.000000	0	0.000000	0.000000
Total		0	0.000000	0	0.000000	0	0.000000	0.000000



FARRY INDUSTRIES LIMITED
(D)(d) Statement showing details of locked-in shares


Sr. No.	Name of the shareholder	Number of locked-in shares	Locked-in shares as a (%) of shares i.e., Grand Total (A)+(B)+(C) indicated in Statement at para (D)(a) above}	Promoter / Promoter Group / Public
1	KARMA STOCK TRADE LTD	1400000	13.981684	Promoter/Promoter Group
2	KYNER TRADING PVT. LTD	800000	7.989534	Promoter/Promoter Group
3	VRB CAPITAL SERVICES (INDIA) PVT. LTD	1400000	13.981684	Promoter/Promoter Group
4	ZELTZIN TRADING PVT. LTD	1400000	13.981684	Promoter/Promoter Group
Total		5000000	49.934586	



FARRY INDUSTRIES LIMITED

(II)(a) Statement showing details of Depository Receipts (DRs)

Sr. No.	Type of outstanding DR (ADRs, GDRs, SDRs, etc.)	Number of outstanding DRs	Number of shares underlying outstanding DRs	Shares underlying outstanding DRs as a percentage of total number of shares (i.e., Grand Total (A)+(B)+(C) indicated in Statement at para (I)(a) above)
1	NIL	Nil	Nil	Nil
Total		0	0	0



FARRY INDUSTRIES LIMITED

(11)(b) Statement showing Holding of Depository Receipts (DRs), where underlying shares held by 'promoter/promoter group' are in excess of 1% of the total number of shares.

Sr. No.	Name of the DR Holder	Type of outstanding DR (ADRs, GDRs, SDRs, etc.)	Number of shares underlying outstanding DRs	Shares underlying outstanding DRs as a percentage of total number of shares {i.e., Grand Total (A)+(B)+(C) indicated in Statement at para (1)(a) above}
1	NIL		Nil	Nil
Total			0	0



Sr.No	Notes
1	
2	
3	
4	
5	
6	
7	
8	
9	

