



Introductory sub-table (I)(a)			
Name of the Company: FARMAX INDIA LIMITED			
Scrip Code, Name of the scrip, class of security: BSE- 590094/ NSE- FARMAXIND/ ASE- 08284			
Quarter ended: 30.09.2014			
Partly paid-up shares:-	No. of partly paid-up shares	As a % of total no. of partly paid-up shares	As a % of total no. of shares of the company
Held by promoter/promoter group	0	#DIV/0!	0
Held by public	0	#DIV/0!	0
Total	0	#DIV/0!	0
Outstanding convertible securities:-	No. of outstanding securities	As a % of total no. of outstanding convertible securities	As a % of total no. of shares of the company, assuming full conversion of the convertible securities
Held by promoter/promoter group	0	#DIV/0!	0
Held by public	0	#DIV/0!	0
Total	0	#DIV/0!	0
Warrants:-	No. of warrants	As a % of total no. of warrants	As a % of total no. of shares of the company, assuming full conversion of warrants
Held by promoter/promoter group	0	#DIV/0!	0
Held by public	0	#DIV/0!	0
Total	0	#DIV/0!	0
Total paid-up capital of the company, assuming full conversion of warrants and convertible securities		408300000	



I Institutions									
(a)	Mutual Funds/ UTI	0	0	0	0	0.00	0.00		
(b)	Financial Institutions / Banks	0	0	0	0	0.00	0.00		
(c)	Central Government/ State Government(s)								
(d)	Venture Capital Funds	0	0	0	0	0.00	0.00		
(e)	Insurance Companies	0	0	0	0	0.00	0.00		
(f)	Foreign Institutional Investors	4	19825000	19825000	19825000	6.35	4.86		
(g)	Foreign Venture Capital Investors	0	0	0	0	0.00	0.00		
(h)	Qualified Foreign Investor	0	0	0	0	0.00	0.00		
(i)	Any Other (specify)					0.00	0.00		
Sub-Total (B)(I)		4	19825000	19825000	19825000	6.35	4.86		


Sr.No	Notes
1	
2	
3	
4	
5	
6	
7	
8	
9	



(I)(b) Statement showing holding of securities (including shares, warrants, convertible securities) of persons belonging to the category "Promoter and Promoter Group"

Sr. No.	Name of the shareholder	Details of Shares held		Encumbered shares (*)			Details of warrants		Details of convertible securities		Total shares (including underlying shares assuming full conversion of warrants and convertible securities) as a % of diluted share capital
		Number of shares held	As a % of grand total (A) +(B) +(C)	No.	As a percentage	As a % of grand total (A)+(B)+(C) of sub-clause (I)(a)	Number of warrants held	As a % total number of warrants of the same class	Number of convertible securities held	As a % total number of convertible securities of the same class	
(i)	(ii)	(iii)	(iv)	(v)	(vi)=(v)/(iii)*100	(vii)	(viii)	(ix)	(x)	(xi)	(xii)
1	SRINIVASA REDDY MORTHALA	101025000	24.74	0	0.00	0.00	0	0	0	0	0
2	MSR INDIA LIMITED	36908300	9.04	0	0.00	0.00	0	0	0	0	0
3	M MALLAREDDY	14445249	3.54	0	0.00	0.00	0	0	0	0	0
TOTAL		152378549	37.32	0	0.00	0.00	0	0	0	0	0

(*) The term "encumbrance" has the same meaning as assigned to it in regulation 28(3) of the SAST Regulations, 2011



(I)(c)(i) Statement showing holding of securities (including shares, warrants, convertible securities) of persons belonging to the category "Public" and holding more than 1% of the total number of shares

Sr. No.	Name of the shareholder	Number of shares held	Shares as a percentage of total number of shares (i.e., Grand Total (A)+(B)+(C) indicated in Statement at para (I)(a) above)	Details of warrants		Details of convertible securities		Total shares (including underlying shares assuming full conversion of warrants and convertible securities) as a % of diluted share capital
				Number of warrants held	As a % total number of warrants of the same class	Number of convertible securities held	% w.r.t total number of convertible securities of the same class	
1	TRIDIVA FOODS AND DISTRIBUTORS PVT LIMIT	14000000	3.4289	0	0	0	0	0
2	ASTIVA AGRO FOODS PVT LIMITED	13500000	3.3064	0	0	0	0	0
3	NAVCHETAN FOODS & MARKETING PVT LTD.	11999000	2.9388	0	0	0	0	0
4	AQUL FOODS AND MARKETING PVT LIMITED	11000000	2.6941	0	0	0	0	0
5	VAISHALI FOOD SUPPLIERS PVT LIMITED	11000000	2.6941	0	0	0	0	0
6	LEMAN DIVERSIFIED FUND	9900000	2.4247	0	0	0	0	0
7	CHARANJIT SINGH ARORA	7500000	1.8369	0	0	0	0	0
8	CRESTA FUND LTD	5320000	1.3030	0	0	0	0	0
	TOTAL :	84219000	20.6267	0	0	0	0	0

MPC



(I)(c)(ii) Statement showing holding of securities (including shares, warrants, convertible securities) of persons (together with PAC) belonging to the category "Public" and holding more than 5% of the total number of shares of the company

Sr. No.	Name(s) of the shareholder(s) and the Persons Acting in Concert (PAC) with them	Number of shares	Shares as a percentage of total number of shares {i.e., Grand Total (A)+(B)+(C) indicated in Statement at para (I)(a) above}	Details of warrants		Details of convertible securities		Total shares (including underlying shares assuming full conversion of warrants and convertible securities) as a % of diluted share capital
				Number of warrants	As a % total number of warrants of the same class	Number of convertible securities held	% w.r.t total number of convertible securities of the same class	
1	NIL	0	0.00	0	0	0	0	0
TOTAL		0	0.00	0	0	0	0	0




(I)(d) Statement showing details of locked-in shares

Sr. No.	Name of the shareholder	Number of locked-in shares	Locked-in shares as a percentage of total number of shares {i.e., Grand Total (A)+(B)+(C) indicated in Statement at para (I)(a) above}
1	MSR INDIA LIMITED	16500000	4.04
2	SRINIVASA REDDY MORTHALA	42000000	10.29
TOTAL		58500000	14.33



(II)(a) Statement showing details of Depository Receipts (DRs)

Sr. No.	Type of outstanding DR (ADRs, GDRs, SDRs, etc.)	Number of outstanding DRs	Number of shares underlying outstanding DRs	Shares underlying outstanding DRs as a percentage of total number of shares {i.e., Grand Total (A)+(B)+(C) indicated in Statement at para (I)(a) above}
1	GDRS	3844000	96100000	23.54
TOTAL		3844000	96100000	23.54



(II)(b) Statement showing holding of Depository Receipts (DRs), where underlying shares held by "promoter/promoter group" are in excess of 1% of the total number of shares

Sr. No.	Name of the DR Holder	Type of outstanding DR (ADRs, GDRs, SDRs, etc.)	Number of shares underlying outstanding DRs	Shares underlying outstanding DRs as a percentage of total number of shares {i.e., Grand Total (A)+(B)+(C) indicated in Statement at para (I)(a) above}
1	NIL			0.00
TOTAL			0	0.00

