



(1)(a) Statement showing ShareHolding Pattern


Name of the Company : FDC Limited
 Quarter Ended : 31-03-2015
 Scrip Code : 531599

Partly paid-up Shares	No. of Partly paid-up Shares	As a % of total No. of Partly paid-up Shares	As a % of Total no. of Shares of the Company
Held by Promoters/ Promoters Group	0		
Held by Public	0		
TOTAL - D	0		

Outstanding Conv. Securities	No. of Outstanding Securities	As a % of Total no. of O/S Conv. Securities	As a % of Total no. of shares of the Co., assuming full conv.
Held by Promoters/ Promoters Group	0		
Held by Public	0		
TOTAL - E	0		

Warrants :	No. of Warrants	As a % of Total no. of Warrants	As a % of Total no. of shares of the Co., assuming full conv.
Held by Promoters/ Promoters Group	0		
Held by Public	0		
TOTAL - F	0		

Total paid-up Capital of the Company assuming full conv. Of warrants & securities	177833084
---	-----------



FDC Limited



Statement Showing Shareholding Pattern - Table (I)(a)

Script Code : 531599

Quarter Ended : 31-03-2015

Category code	Category of Shareholder	Number of Shareholders	Total number of shares	Number of shares held in dematerialized form	Total shareholding as a percentage of total number of shares		Shares pledged or otherwise encumbered	
					As a percentage of(A+B)	As a percentage of(A+B+C)	Number of shares	As a % of Total No. of Shares
(A)	Shareholding of Promoter and Promoter Group							
I	Indian							
a	Individual/HUF	9	67119656	67119656	37.743	37.743	0	0.000
b	Central/State Gov	0	0	0	0.000	0.000	0	0.000
c	Bodies Corporates	3	55385000	55385000	31.144	31.144	0	0.000
d	Fins / Banks	0	0	0	0.000	0.000	0	0.000
e	Any Other specify	0	0	0	0.000	0.000	0	0.000
e-1		0	0	0	0.000	0.000	0	0.000
e-2		0	0	0	0.000	0.000	0	0.000
	Sub Total(A)(1)	12	122504656	122504656	68.887	68.887	0	0.000
2	Foreign							
a	Indy NRI/For Ind	0	0	0	0.000	0.000	0	0.000
b	Bodies Corporate	0	0	0	0.000	0.000	0	0.000
c	Institutions	0	0	0	0.000	0.000	0	0.000
d	Qualified For Inv.	0	0	0	0.000	0.000	0	0.000
e	Any Other Specify	0	0	0	0.000	0.000	0	0.000
e-1		0	0	0	0.000	0.000	0	0.000
e-2		0	0	0	0.000	0.000	0	0.000
	Sub Total(A)(2)	0	0	0	0.000	0.000	0	0.000
	Total Shareholding of Promoter and Promoter Group Total (A)= (A)(1)+(A)(2)	12	122504656	122504656	68.887	68.887	0	0.000
(B)	Public shareholding							
I	Institutions							
a	Mutual Funds	4	7534899	7534899	4.217	4.217	0	0.000
b	Fins / Banks	2	10700	10700	0.006	0.006	0	0.000
c	Central/State Govt	2	44276	44276	0.025	0.025	0	0.000
d	Venture Cap Fund	3	10040	10040	0.006	0.006	0	0.000
e	Insurance Comp(s)	2	1488031	1488031	8.857	8.857	0	0.000
f	Foreign Inv Invest	40	15297416	15297416	8.902	8.902	0	0.000
g	Foreign Ven Cap Inv	0	0	0	0.000	0.000	0	0.000



FDC Limited



Statement Showing Shareholding Pattern - Table (I)(a)

Scrip Code : 531599


Quarter Ended : 31-03-2015

Category code	Category of Shareholder	Number of Shareholders	Total number of Shares	Number of shares held in dematerialized form	Total shareholding as a percentage of total number of shares		Shares pledged or otherwise encumbered	
					As a percentage of(A+B)	As a percentage of (A+B+C)	Number of shares	As a % of Total No. of Shares
h	Qualified For Inv.	0	0	0	0.000	0.000		
i	Any Other -Specify	0	0	0	0.000	0.000		
i-1		0	0	0	0.000	0.000		
i-2		0	0	0	0.000	0.000		
	Sub-Total (B)(1)	53	24385382	24375382	13.713	13.713		
B.2	Non-institutions							
a	Bodies Corporates	376	4290108	4274106	2.412	2.412		
b	Individuals	30935	14216680	11219457	7.994	7.994		
	(i) upto Rs 1-Lac	29	10375921	8975421	5.835	5.835		
	(ii) above Rs 1-Lac	0	0	0	0.000	0.000		
c	Qualified For Inv.	37	48912	48912	0.028	0.028		
d	Any Other -Cit-Mem	0	0	0	0.000	0.000		
d-1		0	0	0	0.000	0.000		
d-2		0	0	0	0.000	0.000		
	-OCB	0	0	0	0.000	0.000		
	-NRI	278	2011425	2011425	1.131	1.131		
	Sub-Total (B)(2)	21655	30934046	26529331	17.400	17.400		
(B)	Total (B) = (B)(1)+(B)(2)	21708	55328428	50904713	31.113	31.113		
	TOTAL (A)+(B)	21720	177833084	173409369	100	100.000	0	0.000
(C)	Held by Custodians against Receipts							
	Depository	0	0	0	0	0		
	PRONOTER & PRO GRP	0	0	0	0	0		
	PUBLIC	0	0	0	0	0		
	GRAND TOTAL (A)+(B)+(C)	21720	177833084	173409369	100	100.000	0	0.000




(D)(b) Statement showing holding of securities (including shares, warrants, convertible securities) of persons belonging to the category "Promoter and Promoter

Sr. No.	Ref. No	Name of the shareholder	Total Shares held		Shares pledged or otherwise encumbered		Details of warrant		Details of convertible securities		Total shares (including shares assuming full conversion of warrant and convertible securities) as a % of diluted share capital
			Number	As a % of grand total (A)+(B)+(C)	Number	% of Total shares held	Number of warrants held	As a % of total No of warrants of the same class	Number of convertible securities held	As a % of total No of convertible securities of the same class	
1	00078456	MANDAN MOHAN CHANDAVARKAR	4388000	2.487	0	0.000	0	0.000	0	0.000	2.487
2	10699524	MEERA RAMDAS CHANDAVARKAR	20425260	11.486	0	0.000	0	0.000	0	0.000	11.486
3	11029875	ADIL C BHANGI	1200000	0.675	0	0.000	0	0.000	0	0.000	0.675
4	13931266	SANDHYA MOHAN CHANDAVARKAR	8843480	5.535	0	0.000	0	0.000	0	0.000	5.535
5	13931282	MOHAN ANAND CHANDAVARKAR	10565710	5.941	0	0.000	0	0.000	0	0.000	5.941
6	50047677	AMEYA ASHOK CHANDAVARKAR	4717746	2.653	0	0.000	0	0.000	0	0.000	2.653
7	50047685	MANGALA ASHOK CHANDAVARKAR	4899100	2.755	0	0.000	0	0.000	0	0.000	2.755
8	50047716	ASHOK ANAND CHANDAVARKAR	9985360	5.615	0	0.000	0	0.000	0	0.000	5.615
9	50048276	TRANSGENE TRADING AND INVESTMENT COMPANY PRIVATE LIMITED	15024500	10.698	0	0.000	0	0.000	0	0.000	10.698
10	50050405	NOMITA RAMDAS CHANDAVARKAR	1084940	0.616	0	0.000	0	0.000	0	0.000	0.616
11	50075613	SOVEN TRADING AND INVESTMENT COMPANY PRIVATE LIMITED	18008500	10.127	0	0.000	0	0.000	0	0.000	10.127
12	50076796	SUDIPIYA TRADING AND INVESTMENT COMPANY PRIVATE LIMITED	18352000	10.320	0	0.000	0	0.000	0	0.000	10.320
		Total Promoter & Promoter Group	172204636	68.887	0	0.000	0	0.000	0	0.000	68.887



(0)(c) Statement showing holding of securities (including shares, warrants, convertible securities) of persons belonging to the category "Public" and holding more than 1% of the total number of shares

Sr. No.	Ref Num	Name of the shareholder	Number of shares	Shares as a percentage of total number of shares, i.e., (A)+(B)+(C) indicated in Statement at para (D)(a) above)	Details of warrant		Details of convertible securities		Total shares (including underlying shares assuming full conversion of warrant and convertible securities) as a % of diluted share capital
					Number of warrants held	As a % of total No of warrants of the same class	Number of convertible securities held	As a % of total No of convertible securities of the same class	
1	AAACE1052H	ENAM FINANCIAL CONSULTANTS PVT LTD	4800000	1.012	0	0.000	0	0.000	1,012
2	AAAI1561H	FIDELITY PURITAN TRUST FIDELITY LOW	3600000	2.024	0	0.000	0	0.000	2,024
3	AAAFCH7824F	PARI WASHINGTON COMPANY PVT. LTD. A	2370603	1.333	0	0.000	0	0.000	1,333
4	AAHCAZ7824F	PINEBRIDGE INVESTMENTS ASIA LIMITED	1901071	1.069	0	0.000	0	0.000	1,069
5	AAATFR0090B	RELIANCE CAPITAL TRUSTEE CO. LTD AI	4657669	2.732	0	0.000	0	0.000	2,732
6	AAAMCS010K	SOMERSET EMERGING MARKETS SMALL CAP	1957490	1.101	0	0.000	0	0.000	1,101
7	AAATU1088L	UTI - CHILDRENS CAREER BALANCED PLA	2470000	1.389	0	0.000	0	0.000	1,389
		Total	18956733	10.660	0	0.000	0	0.000	10,660



Statement showing holding of securities (including shares, warrants, convertible securities) of persons (together with PAC) belonging to the category "Public" and holding more than 5% of the total number of shares

Sr. No.	Ref. Num	Name of the shareholder	Number of shares	Shares as a percentage of total number of shares (i.e., Grand Total (A)-(B)+(C) indicated in Statement at para (1)(a) above)	Details of warrant		Details of convertible securities		Total shares (including underlying shares assuming full conversion of warrant and convertible securities) as a % of diluted share capital
					Number of warrants held	As a % of total No of warrants of the same class	Number of convertible securities held	As a % of total No of convertible securities of the same class	
		NIL							
		Total -Public [5% & above]	0	0.000	0	0.000	0	0.000	0.000



(D)(d) Statement showing details of locked-in shares

Sr. No.	Ref- Num	Name of the shareholder	Number of locked-in shares	Locked-in shares as a percentage of total number of shares i.e., Grand Total (A)+(B)+(C) indicated in Statement at para (I)(a) above	Promoter/Promoter Group/Public
		NIL			
Total Locked in Shares			0	0.000	



(II)(a) Statement showing details of Depository Receipts (D)

Sr. No.	Ref-Num	Name of the holder	Type of outstanding DR (ADRs, GDRs, SDRs, etc.)	Number of outstanding DRs	Number of shares underlying outstanding DRs	Shares underlying outstanding DRs as a percentage of total number of shares (i.e., Grand Total (A)+(B)+(C) indicated in Statement at para (D)(a) above}
		NIL				
		Total Depository Receipts		0	0.000	



(II)(b) Statement showing Holding of Depository Receipts (DRs), where underlying shares held by Promoter/Promoter Group are in excess of 1% of the total number of shares.

Sr. No.	Ref-Num	Name of the DR Holder	Type of outstanding DR (ADRs, GDRs, SDRs, etc.)	Number of outstanding DRs	Number of shares underlying outstanding DRs	Shares underlying outstanding DRs as a percentage of total number of shares (i.e., Grand Total (A)+(B)+(C) indicated in Statement at para (D)(a) above)
		NIL				
Total Depository Receipts				0	0.000	

