

INCAP LIMITED

1-58, NIDAMANUR Phones : 91-866-2842479, 2842571
VIJAYAWADA - 521 104 Fax : 91-866-2842572
ANDHRA PRADESH
INDIA.
E-mail : vjwincap@bsnl.co.in vjwincap@hotmail.com
URL : www.incaplimited.com. CIN : L32101AP1990PLC011311

INCAP/BSE/2015-16/1

Dated 1st February, 2016

To

Bombay Stock Exchange,
21st Floor, P.J.Tower,
Dalal Street,
Mumabi.


Dear Sir,

Sub : Submission of Unaudited financial Results – Reg.

-x-x-x-


We are herewith enclosing the unaudited financial results for the year 2015-2016 3rd Quarter ended on 31st December, 2015.

Thanking you,
Yours faithfully,
For **INCAP LIMITED**


(C.BHAGAVANTHA RAO)
MANAGING DIRECTOR

General information about company	
Scrip code	517370
Name of company	INCAP LIMITED
Result Type	Main Format
Date of start of financial year	01/04/2015
Date of end of financial year	31/03/2016
Date of board meeting when results were approved	30/01/2016
Date on which prior intimation of the meeting for considering financial results	23/01/2016
Description of presentation currency	INR
Level of rounding used in financial results	Lakhs
Reporting Quarter	3rd Quarter
Nature of report standalone or consolidated	Standalone
Whether results are audited or unaudited	Unaudited
Segment Reporting	Single Segment
Description of single segment	Manufacture of Aluminium Electrolytic Capacitors

For INCAP LIMITED


Managing Director.

Quarterly & Half Yearly Financial Result by Companies Other than Banks

Particulars		3 months ended (dd-mm-yyyy)	Previous 3 months ended (dd-mm- yyyy)	Corresponding 3 months ended in the previous year (dd-mm-yyyy)	Year to date figures for current period ended (dd- mm-yyyy)	Year to date figures for previous period ended (dd-mm- yyyy)	Previous accounting year ended (dd-mm- yyyy)
A	Date of start of reporting quarter	01/10/2015	01/07/2015	01/10/2014	01/04/2015	01/04/2014	01/04/2014
B	Date of end of reporting quarter	31/12/2015	30/09/2015	31/12/2014	31/12/2015	31/12/2014	31/03/2015
C	Whether results are audited or unaudited	Unaudited	Unaudited	Unaudited	Unaudited	Unaudited	Audited
D	Nature of report standalone or consolidated	Standalone	Standalone	Standalone	Standalone	Standalone	Standalone
Part I							
1	Revenue From Operations						
	Net sales or Revenue from Operations	533.94	418.16	421.57	1447.923	1359.051	1951.388
	Other operating revenues	202.04	94.72	491.7	485.972	1292.893	2648.195
	Total Revenue from operations (net)	735.98	512.88	913.27	1933.895	2651.944	4599.583
2	Expenses						
(a)	Cost of materials consumed	341.869	414.16	332.38	1016.789	1091.339	1677.875
(b)	Purchases of stock-in-trade	0	0	0	0	0	9.738
(c)	Changes in inventories of finished goods, work-in-progress and stock-in-trade	47.148	-70.62	-44.87	35.208	-188.073	-223.83
(d)	Employee benefit expense	37.964	37.77	37.85	119.154	116.427	157.129
(e)	Depreciation and amortisation expense	10.386	8.72	24.19	28.156	71.672	56.233
(f)	Other Expenses						
1	Other Expenses	264.263	99.55	562.97	630.913	1506.591	2691.023
	Total other expenses	264.263	99.55	562.97	630.913	1506.591	2691.023

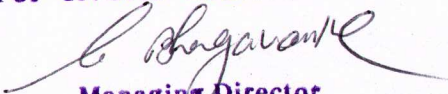
For INCAP LIMITED

C. Magaruk
Managing Director

Quarterly & Half Yearly Financial Result by Companies Other than Banks

Particulars		3 months ended (dd-mm-yyyy)	Previous 3 months ended (dd-mm- yyyy)	Corresponding 3 months ended in the previous year (dd-mm-yyyy)	Year to date figures for current period ended (dd- mm-yyyy)	Year to date figures for previous period ended (dd-mm- yyyy)	Previous accounting year ended (dd-mm- yyyy)
A	Date of start of reporting quarter	01/10/2015	01/07/2015	01/10/2014	01/04/2015	01/04/2014	01/04/2014
B	Date of end of reporting quarter	31/12/2015	30/09/2015	31/12/2014	31/12/2015	31/12/2014	31/03/2015
C	Whether results are audited or unaudited	Unaudited	Unaudited	Unaudited	Unaudited	Unaudited	Audited
D	Nature of report standalone or consolidated	Standalone	Standalone	Standalone	Standalone	Standalone	Standalone
Part I							
	Total expenses	701.63	489.58	912.52	1830.22	2597.956	4368.168
3	Profit (loss) from operations before other income, finance costs and exceptional items	34.35	23.3	0.75	103.675	53.988	231.415
4	Other income	10.375	6.76	24.75	33.015	84.729	119.386
5	Profit (loss) from ordinary activities before finance costs and exceptional items	44.725	30.06	25.5	136.69	138.717	350.801
6	Finance costs	11.876	14.98	12.27	38.286	26.554	43.943
7	Profit (loss) from ordinary activities after finance costs but before exceptional items	32.849	15.08	13.23	98.404	112.163	306.858
8	Exceptional items	0	0	0	0	0	0
9	Profit (loss) from ordinary activities before tax	32.849	15.08	13.23	98.404	112.163	306.858
10	Tax Expense	0	0	0	0	0	109.293
11	Net profit (loss) from ordinary activities after tax	32.849	15.08	13.23	98.404	112.163	197.565
12	Extraordinary items	0	0	0	0	0	0
13	Net profit (loss) for the period	32.849	15.08	13.23	98.404	112.163	197.565
14	Share of profit (loss) of associates						
15	Profit (loss) of minority interest						

For INCAP LIMITED


Managing Director.

16	Net Profit (loss) after taxes minority interest and share of profit (loss) of associates	32.849	15.08	13.23	98.404	112.163	197.565
17	Details of equity share capital						
	Paid-up equity share capital	513.32	513.32	513.32	513.32	513.32	513.32
	Face value of equity share capital	513.32	513.32	513.32	513.32	513.32	513.32
18	Reserves excluding revaluation reserve	574.398	541.53	452.41	574.398	452.41	475.993

Quarterly & Half Yearly Financial Result by Companies Other than Banks

Particulars		3 months ended (dd-mm-yyyy)	Previous 3 months ended (dd-mm- yyyy)	Corresponding 3 months ended in the previous year (dd-mm-yyyy)	Year to date figures for current period ended (dd- mm-yyyy)	Year to date figures for previous period ended (dd-mm- yyyy)	Previous accounting year ended (dd-mm- yyyy)
A	Date of start of reporting quarter	01/10/2015	01/07/2015	01/10/2014	01/04/2015	01/04/2014	01/04/2014
B	Date of end of reporting quarter	31/12/2015	30/09/2015	31/12/2014	31/12/2015	31/12/2014	31/03/2015
C	Whether results are audited or unaudited	Unaudited	Unaudited	Unaudited	Unaudited	Unaudited	Audited
D	Nature of report standalone or consolidated	Standalone	Standalone	Standalone	Standalone	Standalone	Standalone
	Part I						
19	Earnings per share						
i	Earnings per share before extraordinary items						
	Basic earnings per share before extraordinary items	0	0	0	1.92	2.19	3.85
	Diluted earnings per share before extraordinary items	0	0	0	1.92	2.19	3.85
ii	Earnings per share after extraordinary items						
	Basic earnings per share after extraordinary items	0	0	0	1.92	2.19	3.85
	Diluted earnings per share after extraordinary items	0	0	0	1.92	2.19	0.385

For INCAP LIMITED

C. Shagunth
Managing Director.

Part II							
1	Public share holding [abstract]						
	Number of shares of held by public	1376847	1376847	1385437	1376847	1385437	1376847
	Percentage of shareholding held by public	26.82%	26.82%	26.99%	26.82%	26.99%	26.82%
2	Promoters and promoters group shareholding [abstract]						
(a)	Details of pledged or encumbered shares [abstract]						
	Pledged/Encumbered - Number of shares	0	0	0	0	0	0
	Pledged/Encumbered - Percentage of shares (as a % of the total shareholding of promoter and promoter group)	0.00%	0.00%	0.00%	0.00%	0.00%	0.00%
	Pledged/Encumbered - Percentage of shares (as a % of the total share capital of the company)	0.00%	0.00%	0.00%	0.00%	0.00%	0.00%

Quarterly & Half Yearly Financial Result by Companies Other than Banks

Particulars		3 months ended (dd-mm-yyyy)	Previous 3 months ended (dd-mm-yyyy)	Corresponding 3 months ended in the previous year (dd-mm-yyyy)	Year to date figures for current period ended (dd-mm-yyyy)	Year to date figures for previous period ended (dd-mm-yyyy)	Previous accounting year ended (dd-mm-yyyy)
A	Date of start of reporting quarter	01/10/2015	01/07/2015	01/10/2014	01/04/2015	01/04/2014	01/04/2014
B	Date of end of reporting quarter	31/12/2015	30/09/2015	31/12/2014	31/12/2015	31/12/2014	31/03/2015
C	Whether results are audited or unaudited	Unaudited	Unaudited	Unaudited	Unaudited	Unaudited	Audited
D	Nature of report standalone or consolidated	Standalone	Standalone	Standalone	Standalone	Standalone	Standalone

For INCAP LIMITED

C. Bhagawanth
Managing Director.

Part II							
(b)	Details of non-encumbered shares [abstract]						
	Non-encumbered - Number of Shares	3756353	3756353	3747763	3756353	3747763	3756353
	Non-encumbered - Percentage of shares (as a % of the total shareholding of promoter and promoter group)	73.18%	73.18%	73.01%	73.18%	73.01%	73.18%
	Non-encumbered - Percentage of shares (as a % of the total share capital of the company)	73.18%	73.18%	73.01%	73.18%	73.01%	73.18%

B Investor Complaints


Pending at the beginning of the quarter	0
Received during the quarter	8
Disposed of during the quarter	8
Remaining unresolved at the end of the quarter	0

Disclosure of notes on financial results

Textual Information(1)

- a) The above results have been reviewed by the Audit Committee and taken on record by the Board of Directors at its meeting held on 25th June, 2015
b) Figures for the previous year / quarter have been regrouped / rearranged wherever necessary.

For INCAP LIMITED


Managing Director.



INCAP LIMITED

1-58, NIDAMANUR Phones : 91-866-2842479, 2842571
VIJAYAWADA - 521 104 Fax : 91-866-2842572
ANDHRA PRADESH
INDIA.
E-mail : vjwincap@bsnl.co.in vjwincap@hotmail.com
URL : www.incaplimited.com. CIN : L32101AP1990PLC011311

INCAP/BSE/2015-16/1

Dated 1st February, 2016

To

Bombay Stock Exchange,
21st Floor, P.J.Tower,
Dalal Street,
Mumabi.

Dear Sir,

Sub : Submission of Limited Review Report – Reg.

-X-X-X-

We are herewith enclosing the Limited Review Report for the quarter ended on 31st December, 2015.

Thanking you,
Yours faithfully,
For **INCAP LIMITED**


(C.BHAGAVANTHA RAO)
MANAGING DIRECTOR

PURNACHANDRA RAO & CO.,

CHARTERED ACCOUNTANTS

Prop. CA. G. Babu Srikar B.Com., F.C.A.,

Limited Review Report

We have reviewed the accompanying statement of unaudited financial results of M/s. INCAP LIMITED, 1-58, Nidamanuru, Vijayawada – 521104 for the period ended 31st December, 2015. This statement is the responsibility of the Company's Management and has been approved by the Board of Directors. Our responsibility is to issue a report on these financial statements based on our review.

We conducted our review in accordance with the Standard on Review Engagement (SRE) 2400, *Engagements to Review Financial Statements* issued by the Institute of Chartered Accountants of India. This standard requires that we plan and perform the review to obtain moderate assurance as to whether the financial statements are free of material misstatement. A review is limited primarily to inquiries of company personnel and analytical procedures applied to financial data and thus provide less assurance than an audit. We have not performed an audit and accordingly, we do not express an audit opinion.

Based on our review conducted as above, nothing has come to our attention that causes us to believe that the accompanying statement of unaudited financial results prepared in accordance with applicable accounting standards and other recognized accounting practices and policies has not disclosed the information required to be disclosed in terms of Regulation 33 of the SEBI (Listing Obligations and Disclosure Requirements) Regulations, 2015 including the manner in which it is to be disclosed, or that it contains any material misstatement.

Gudivada
02.02.2016



**For Purnachandra Rao & Co.,
Chartered Accountants
F.R.No.0028028**

G. Babu Srikar
**CA.G.Babu Srikar
Proprietor
M.No.202335**