


(1)(a) STATEMENT SHOWING SHAREHOLDING PATTERN IN CLAUSE-35

NAME OF THE COMPANY: RESTILE CERAMICS LIMITED			
SCRIP CODE:	515085	Name of the Scrip:	RESTILE
Class of Security:	EQUITY		
QUARTER ENDED:	6/30/2015		
Partly paid-up shares	No. of partly paid-up shares	As a % of total no. of partly paid-up shares	As a % of total no. of shares of the Company.
Held by promoter/promoter group	0	0	0
Held by Public	0	0	0
Total:	0	0	0
Outstanding convertible securities:	No. of outstanding securities	As a % of total no. of outstanding convertible securities.	As a % of total no. of shares of the Company assuming full conversion of the convertible securities
Held by promoter/promoter group	0	0	0
Held by Public	0	0	0
Total:	0	0	0
Warrants:	No. of warrants	As a % of total no. of warrants	As a % of total no. of shares of the Company, assuming full conversion of warrants
Held by promoter/promoter group	0	0	0
Held by Public	0	0	0
Total:	0	0	0
Total paid-up capital of the Company, assuming full conversion of warrants and convertible securities	98279239	0	100.00



Statement Showing Shareholding Pattern

Name of the Company :

RESTILE CERAMICS LIMITED


Scrip Code :

515085


Quarter Ended :

30.06.2015

CATEGORY OF SHAREHOLDER	NO OF SHAREHOLDERS	TOTAL NUMBER OF SHARES	NO OF SHARES HELD IN DEMATERIALIZED FORM	TOTAL SHAREHOLDING AS A % OF TOTAL NO OF SHARES		NUMBER OF SHARES	SHARES PLEDGE OR OTHERWISE
				As a PERCENTAGE of (A+B) (VI)	As a PERCENTAGE of (A+B+C) (VII)		
(ii) PROMOTER AND PROMOTER GROUP	(iii)	(iv)	(v)	(vi)	(vii)	(viii)	(ix)=(viii)/(iv)*100
INDIAN							
Individual /HUF	0	0	0	0.00	0.00	0	0.00
Central Government/State Government(s)	0	0	0	0.00	0.00	0	0.00
Bodies Corporate	0	0	0	0.00	0.00	0	0.00
Financial Institutions / Banks	0	0	0	0.00	0.00	0	0.00
Others	0	0	0	0.00	0.00	0	0.00
Sub-Total A(1) :	0	0	0	0.00	0.00	0	0.00
FOREIGN							
Individuals (NRIs/Foreign Individuals)	2	8126383	8126383	8.27	8.27	0	0.00
Bodies Corporate	1	62596302	62596302	63.69	63.69	0	0.00
Institutions	0	0	0	0.00	0.00	0	0.00
Qualified Foreign Investor	0	0	0	0.00	0.00	0	0.00
Others	0	0	0	0.00	0.00	0	0.00
Sub-Total A(2) :	3	70722685	70722685	71.96	71.96	0	0.00
Total A=A(1)+A(2)	3	70722685	70722685	71.96	71.96	0	0.00
PUBLIC SHAREHOLDING							
INSTITUTIONS							
Mutual Funds /UTI	5	19300	17500	0.02	0.02	0	0.00
Financial Institutions /Banks	2	40	0	0.00	0.00	0	0.00



CATEGORY OF SHAREHOLDER	NO OF SHAREHOLDERS	TOTAL NUMBER OF SHARES	NO OF SHARES HELD IN DEMATERIALIZED FORM	TOTAL SHAREHOLDING AS A % OF TOTAL NO OF SHARES		SHARES PLEDGE OR OTHERWISE	AS a PERCENTAGE OF (IX)=(VIII)/(IV)*100
				AS a PERCENTAGE of (A+B) (VI)	AS a PERCENTAGE of (A+B+C) (VII)		
(ii)	(iii)	(iv)	(v)	(vi)	(vii)	(viii)	(ix)=(viii)/(iv)*100
Central Government / State Government(s)	1	100000	100000	0.10	0.10	0.00	0.00
Venture Capital Funds	0	0	0	0.00	0.00	0.00	0.00
Insurance Companies	0	0	0	0.00	0.00	0.00	0.00
Foreign Institutional Investors	0	0	0	0.00	0.00	0.00	0.00
Foreign Venture Capital Investors	0	0	0	0.00	0.00	0.00	0.00
Qualified Foreign Investor	0	0	0	0.00	0.00	0.00	0.00
Others	0	0	0	0.00	0.00	0.00	0.00
Sub-Total B(1) :	8	119340	117500	0.12	0.12	0.00	0.00
NON-INSTITUTIONS							
Bodies Corporate	120	431567	422286	0.44	0.44	0.00	0.00
Individuals							
(i) Individuals holding nominal share capital upto Rs.1 lakh	23288	1345472	759262	1.37	1.37	0.00	0.00
(ii) Individuals holding nominal share capital in excess of Rs.1 lakh	18	6813503	6813503	6.93	6.93	0.00	0.00
Qualified Foreign Investor	0	0	0	0.00	0.00		
Any Other							
CLEARING MEMBERS	2	349	349	0.00	0.00		
FOREIGN CORPORATE BODIES	1	1909750	1909750	1.95	1.95		
HINDU UNDIVIDED FAMILY	60	181175	181175	0.18	0.18		
NON RESIDENT INDIANS	22	2419767	2419767	2.46	2.46		
OVERSEAS CORPORATE BODIES	1	14335631	14335631	14.59	14.59		
Sub-Total B(2) :	23512	27437214	26841723	27.92	27.92	0.00	0.00
Total B=B(1)+B(2) :	23520	27556554	26959223	28.04	28.04	0.00	0.00




CATEGORY OF SHAREHOLDER	NO OF SHAREHOLDERS	TOTAL NUMBER OF SHARES	NO OF SHARES HELD IN DEMATERIALIZED FORM	TOTAL SHAREHOLDING AS A % OF TOTAL NO OF SHARES		SHARES PLEDGE OR OTHERWISE	
				AS a PERCENTAGE of (A+B)	As a PERCENTAGE of (A+B+C)	NUMBER OF SHARES	AS a PERCENTAGE
(ii)	(iii)	(iv)	(v)	(vi)	(vii)	(viii)	(ix) = (viii) / (iv) * 100
Total (A+B) :	23523	98279239	97681908	100.00	100.00	0.00	0.00
Shares held by custodians, against which Depository Receipts have been issued							
Promoter and Promoter Group	0	0	0	0.00	0.00	0.00	0.00
Public	0	0	0	0.00	0.00	0.00	0.00
GRAND TOTAL (A+B+C) :	23523	98279239	97681908	100.00	100.00	0	0.00



(1)(b) Statement showing holding of securities (including shares, warrants, convertible securities) of persons belonging to the category "Promoter and Promoter Group" As on 30.06.2015

Sr.No	Name of the Shareholder	Details of Shares held			Encumbered shares (*)		Details of Warrants			Details of convertible securities		Total Shares (including underlying shares assuming full conversion of warrants and convertible securities) as a % of diluted share capital
		No. of Shares held (iii)	As a % of grand total (A)+(B)+(C) (iv)	Pledge Shares (v)	AS a percentage (vi)=(v)/(iii)*100	AS a % of grand total (A) + (B) + (C) of sub-clause (i)(a) (vii)	Number of warrants held (viii)	As a % total number of warrants of the same class (ix)	Number of convertible securities held (x)	As a % total number of convertible securities of the same class (xi)		
(i)	(ii)	(iii)	(iv)	(v)	(vi)	(vii)	(viii)	(ix)	(x)	(xi)	(xii)	
1	NALINKANT AMRATLAL RATHOD	2946383	3.00	0	0.00	0.00	0	0.00	0	0.00	3.00	
2	NALINKANT AMRATLAL RATHOD	5180000	5.27	0	0.00	0.00	0	0.00	0	0.00	5.27	
3	SOLOMED PTE LTD	62596302	63.69	0	0.00	0.00	0	0.00	0	0.00	63.69	
4			0.00	0	0.00	0.00	0	0.00	0	0.00	0.00	
5			0.00	0	0.00	0.00	0	0.00	0	0.00	0.00	
TOTAL :		70722685	71.96	0	0.00	0.00	0	0.00	0	0.00		




(i)(c)(ii) Statement showing holding of securities (including shares, warrants, convertible securities) of persons belonging to the category "Public" and holding more than 1% of the total number of shares									
Sr.No.	Name of the shareholder	Number of shares held	Shares as a percentage of total number of shares (i.e., Grant total (A)-(B)+(C) indicated in Statement at para (i)(a) above)	Details of warrants		Details of convertible securities		Total shares (including underlying shares assuming full conversion of warrants and convertible securities) as a % of diluted share capital)	
				Number of warrants held	As a % total number of warrants of the same class	Number of convertible securities held	% w.r.t total number of convertible securities of the same class		
1	RUDRAPATNA GUNDURAMIAH NARAYANASWAMY	5986704	6.09	0	0.00	0	0.00	6.09	
2	SARASWATHI KUPPUSWAMI	1038700	1.06	0	0.00	0	0.00	1.06	
3	SPRINGBOARD PACIFIC ENTERPRISE INC	14335631	14.59	0	0.00	0	0.00	14.59	
4	SRI LAYA INCORPORATED	1909750	1.95	0	0.00	0	0.00	1.95	
	TOTAL	23270785	23.68	0	0.00	0	0.00	23.68	




Statement showing holding of securities (including shares, warrants, convertible securities) of persons (together with PAC) belonging to the category "Public" and holding more than 5% of the total number of shares of the company

Name of the shareholder	Number of shares held	Shares as a percentage of total number of shares (i.e., Grant total (A)+(B)+(C) indicated in Statement at para (1)(a) above)	Details of warrants	Details of convertible securities	Total shares (including underlying shares assuming full conversion of warrants and convertible securities) as a % of diluted share capital)	
			Number of warrants held	As a % total number of warrants of the same class	Number of convertible securities held	% w.r.t total number of convertible securities of the same class
SPRINGGARD PACIFIC ENTERPRISES INC	14335631	14.59	0	0.00	0	0.00
RUDRAPATNA GUNDURAMIAH MABAYANASWAMY	5986704	6.09	0	0.00	0	0.00
TOTAL :	20322335	20.68	0	0.00	0	0.00



STATEMENT SHOWING DETAILS OF DEPOSITORY RECEIPTS (DRS)

(11)(a)	STATEMENT SHOWING DETAILS OF DEPOSITORY RECEIPTS (DRS)			
Sr.No.	Type of outstanding DR (ADRs,GDRs,SDRs,etc.)	Number of outstanding DRS	Number of shares underlying outstanding DRS	Shares underlying outstanding DRS as a percentage of total number of shares {i.e., Grand Total (A)+(B)+(C) indicated in Statement at Para(1)(a) above}
TOTAL :		0	0	



(i)/(b)	Statement showing Holding of Depository Receipts (DRs), where underlying shares held by "Promoter/Promoter group" are in excess of 1% of the total number shares.			
Sr.No.	Name of the DR Holder	Type of outstanding DR (ADRs, GDRs, SDRs, etc.)	Number of shares underlying outstanding DRs	Shares underlying outstanding DRs as a percentage of total number of shares (i.e., Grand Total (A)+(B)+(C) indicated in Statement at para(i)(a) above)
TOTAL :			0	0

