


Disclosure by the Promoter(s) to the stock exchanges and to the Target Company for encumbrance of shares / invocation of encumbrance / release of encumbrance, in terms of Regulation 31(1) and 31(2) of SEBI (Substantial Acquisition of Shares and Takeovers) Regulation, 2011

Name of the Target Company(TC)		PRAKASH INDUSTRIES LIMITED											
Names of the Stock Exchanges where the shares of the target company are listed		BSE Ltd. & National Stock Exchange of India Ltd.											
Date of reporting		06 October, 2015											
Name of the promoter or PAC on whose shares encumbrance has been created/ released/invoked		HISSAR TUBES PVT LTD											
Details of the creation of encumbrance :													
Name of the promoter(s) or PACs with him	Promoter holding in the target company (1)		Promoter holding already encumbered (2)		Details of events pertaining to encumbrance (3)							Post event holding of encumbered shares	
	No. of shares	% of total share capital	No. of shares	% of total share capital	Type of event (creation/ release/ invocation)	Date of creation/ invocation/ release of encumbrance	Type of encumbrance (pledge/ lien/ release of non encumbrance/ others)	Reasons for encumbrance	No. of shares	% of total share capital	Name of the entity in whose favour shares encumbered	No. of shares	% of total share capital
HISSAR TUBES PVT LTD *	1350012	1.00	1310000	0.97	Release	01.10.2015	Pledge	N.A.	-230000	-0.17	Bhansali Fincom Pvt. Ltd.	1080000	0.80

For Hissar Tubes Pvt. Ltd.  
  
 Authorised Signatory

Place : New Delhi  
 Date : 06.10.2015

\* The details of encumbrances of residual promoters as on 21.09.2015 enclosed herewith as Annexure 1 is an extract of the data available of the Target Company

Disclosure by the Promoter(s) to the stock exchanges and to the Target Company for encumbrance of shares / invocation of encumbrance/ release of encumbrance, in terms of Regulation 31(4) and 31(2) of SEBI (Substantial Acquisition of Shares and Takeovers) Regulation, 2011

Name of the Target Company(TC)		PRAKASH INDUSTRIES LIMITED																									
Names of the Stock Exchanges where the shares of the target company are listed		BSE Ltd. & National Stock Exchange of India Ltd.																									
Date of reporting		06 October, 2015																									
Name of the promoter or PAC on whose shares encumbrance has been created/ released/invoked		GMK BUILDERS PVT LTD																									
Details of the creation of encumbrance :																											
Name of the promoter(s) or PACs with whom		Details of events pertaining to encumbrance (3)																									
Promoter holding in the target company (1)		Promoter holding already encumbered (2)		Type of event (creation/ release/ invocation)						Type of encumbrance (pledge/ lien/ release of non encumbrance/ undetaking/ others)		Reasons for encumbrance		No. of shares for encumbrance		% of total share capital		Name of the entity in whose favour shares are encumbered		No. of shares		% of total share capital		Post event holding of encumbered shares			
GMK BUILDERS PVT LTD *		9566300		7.11		8430500		6.27		Release		01.10.2015		Pledge		N.A.		-25900		-0.02		Bhansali Fincom Pvt. Ltd.		8404600		6.25	

For GMK Builders Pvt. Ltd.



Authorised Signatory

Place : New Delhi

Date : 06.10.2015

\* The details of encumbrances of residual promoters as on 21.09.2015 enclosed herewith as Annexure 1 is an extract of the data available of the Target Company

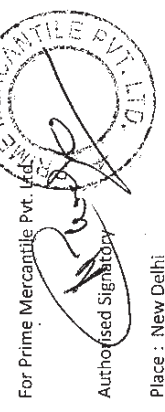
**PRAKASH INDUSTRIES LIMITED**  
**Details of encumbrance of residual promoters as on 21.09.2015**

Sr. No.	Name of the Shareholder	Total shares held		Shares pledged or otherwise encumbered	
		No. of shares held	As a % of total share capital	No. of shares held	As a % of total share capital
1	SHRI V.P. AGARWAL	526884	0.39	0	0.00
2	SHRI V.P. AGARWAL (HUF)	229389	0.17	0	0.00
3	SMT. MOHINI AGARWAL	6123856	4.55	0	0.00
4	SHRI VIKRAM AGARWAL	406500	0.30	0	0.00
5	SHRI KANHA AGARWAL	18540	0.01	0	0.00
6	AIRCON SYSTEMS (INDIA) PVT. LTD.	96000	0.07	0	0.00
7	AMBROSIA COMMERCE PVT. LTD.	500000	0.37	200000	0.15
8	CHAIBASA STEEL PVT LTD	250000	0.19	0	0.00
9	DHRUV COMMERCE PVT. LTD.	5137050	3.82	5136500	3.82
10	ESSENTIAL ELECTRONICS PVT. LTD.	200400	0.15	0	0.00
11	EVERSHINE MERCANTILE PVT. LTD.	1921700	1.43	421700	0.31
12	EXCEL FINCAP PVT. LTD.	102135	0.08	100000	0.07
13	FOCUS SECURITIES & CREDITS PVT. LTD.	1460000	1.09	1050000	0.78
14	FOUR WINGS MARKETING PVT. LTD.	700	0.00	0	0.00
15	GOEL CONTAINERS PVT. LTD.	1470682	1.09	1470000	1.09
16	HISSAR TUBES PVT. LTD.	1350012	1.00	1350000	1.00
17	HI-TECH MERCANTILE (INDIA) PVT. LTD.	3000695	2.23	3000000	2.23
18	NEW ERA COMMERCE & SECURITIES PVT. LTD.	251985	0.19	251900	0.19
19	OCEAN ISPAT PVT. LTD.	300000	0.22	0	0.00
20	PAREEK OVERSEAS PVT. LTD.	1200110	0.89	900000	0.67
21	PRAKASH CAPITAL SERVICES LTD.	1688467	1.26	1688000	1.26
22	PRAKASH INDUSTRIAL FINANCE LTD.	904950	0.67	704000	0.52
23	PREMIER FINCAP PVT. LTD.	793480	0.59	793000	0.59
24	PRIMENET GLOBAL LTD.	2953987	2.20	2952500	2.20
25	PRIME MERCANTILE PVT. LTD.	3701470	2.75	2775400	2.06
26	PROSPERO SECURITIES PVT. LTD.	611800	0.45	611000	0.45
27	ROURKELA STEEL PVT. LTD.	866133	0.64	566000	0.42
28	SAMYAK SECUIES PVT. LTD.	1000000	0.74	1000000	0.74
29	SHIKHA MERCANTILE PVT. LTD.	320600	0.24	0	0.00
30	SHREE LABH LAKSHMI CAPITAL SERVICES PVT. LTD.	2219471	1.65	1769000	1.32
31	SPRING MERCANTILE PVT. LTD.	1390900	1.03	1183000	0.88
32	STYLE LEASING & FINANCE PVT. LTD.	1114400	0.83	860000	0.64
33	SUNVIN TRADING & INVESTMENT PVT. LTD.	765000	0.57	765000	0.57
34	SUVARNA MARKETING PVT. LTD.	95000	0.07	0	0.00
35	SUVARNA MERCANTILE PVT. LTD.	90910	0.07	90000	0.07
36	TOOLS INDIA PVT. LTD.	900900	0.67	900000	0.67
37	UNITY MERCANTILE PVT. LTD.	1575	0.00	0	0.00
38	VANSHI FARMS PVT. LTD.	777043	0.58	475000	0.35
39	VISION MERCANTILE PVT. LTD.	3091700	2.30	2791000	2.08
40	WELTER SECURITIES LTD.	5121666	3.81	5121500	3.81
<b>TOTAL</b>		<b>52956090</b>	<b>39.38</b>	<b>38924500</b>	<b>28.94</b>



Disclosure by the Promoter(s) to the stock exchanges and to the Target Company for encumbrance of shares / invocation of encumbrance / release of encumbrance, in terms of Regulation 31(1) and 31(2) of SEBI (Substantial Acquisition of Shares and Takeovers) Regulation, 2011

Name of the Target Company(TC)		PRAKASH INDUSTRIES LIMITED											
Names of the Stock Exchanges where the shares of the target company are listed		BSE Ltd. & National Stock Exchange of India Ltd.											
Date of reporting		06 October, 2015											
Name of the promoter or PAC on whose shares encumbrance has been created/ released/invoked		PRIME MERCANTILE PVT LTD											
Details of the creation of encumbrance :													
Name of the promoter(s) or PACs with him		Promoter holding in the target company (1)		Promoter holding already encumbered (2)		Details of events pertaining to encumbrance (3)						Post event holding of encumbered shares	
No. of shares	% of total share capital	No. of shares	% of total share capital	Type of event (creation/ release/ invocation)	Date of creation/ invocation/ release/ encumbrance	Type of encumbrance (pledge/ lien/ release of non undertaking/ others)	Reasons for encumbrance	No. of shares	% of total share capital	Name of the entity in whose favour shares are encumbered	No. of shares	% of total share capital	
3701470	2.75	2775400	2.06	Release	01.10.2015	Pledge	N.A.	-57200	-0.04	Bhansali Fincom Pvt. Ltd.	2718200	2.02	


For Prime Mercantile Pvt. Ltd.  
 Authorised Signatory  


Place : New Delhi  
 Date : 06.10.2015

\* The details of encumbrances of residual promoters as on 21.09.2015 enclosed herewith as Annexure 1 is an extract of the data available of the Target Company



**PRAKASH INDUSTRIES LIMITED**  
**Details of encumbrance of residual promoters as on 21.09.2015**

Sr. No.	Name of the Shareholder	Total shares held		Shares pledged or otherwise encumbered	
		No. of shares held	As a % of total share capital	No. of shares held	As a % of total share capital
1	SHRI V.P. AGARWAL	526884	0.39	0	0.00
2	SHRI V.P. AGARWAL (HUF)	229389	0.17	0	0.00
3	SMT. MOHINI AGARWAL	6123856	4.55	0	0.00
4	SHRI VIKRAM AGARWAL	406500	0.30	0	0.00
5	SHRI KANHA AGARWAL	18540	0.01	0	0.00
6	AIRCON SYSTEMS (INDIA) PVT. LTD.	96000	0.07	0	0.00
7	AMBROSIA COMMERCE PVT. LTD.	500000	0.37	200000	0.15
8	CHAIBASA STEEL PVT LTD	250000	0.19	0	0.00
9	DHRUV COMMERCE PVT. LTD.	5137050	3.82	5136500	3.82
10	ESSENTIAL ELECTRONICS PVT. LTD.	200400	0.15	0	0.00
11	EVERSHINE MERCANTILE PVT. LTD.	1921700	1.43	421700	0.31
12	EXCEL FINCAP PVT. LTD.	102135	0.08	100000	0.07
13	FOCUS SECURITIES & CREDITS PVT. LTD.	1460000	1.09	1050000	0.78
14	FOUR WINGS MARKETING PVT. LTD.	700	0.00	0	0.00
15	GMK BUILDERS PVT. LTD.	9566300	7.11	8430500	6.27
16	GOEL CONTAINERS PVT. LTD.	1470682	1.09	1470000	1.09
17	HISSAR TUBES PVT. LTD.	1350012	1.00	1350000	1.00
18	HI-TECH MERCANTILE (INDIA) PVT. LTD.	3000695	2.23	3000000	2.23
19	NEW ERA COMMERCE & SECURITIES PVT. LTD.	251985	0.19	251900	0.19
20	OCEAN ISPAT PVT. LTD.	300000	0.22	0	0.00
21	PAREEK OVERSEAS PVT. LTD.	1200110	0.89	900000	0.67
22	PRAKASH CAPITAL SERVICES LTD.	1688467	1.26	1688000	1.26
23	PRAKASH INDUSTRIAL FINANCE LTD.	904950	0.67	704000	0.52
24	PREMIER FINCAP PVT. LTD.	793480	0.59	793000	0.59
25	PRIMENET GLOBAL LTD.	2953987	2.20	2952500	2.20
26	PROSPERO SECURITIES PVT. LTD.	611800	0.45	611000	0.45
27	ROURKELA STEEL PVT. LTD.	866133	0.64	566000	0.42
28	SAMYAK SECUIIES PVT. LTD.	1000000	0.74	1000000	0.74
29	SHIKHA MERCANTILE PVT. LTD.	320600	0.24	0	0.00
30	SHREE LABH LAKSHMI CAPITAL SERVICES PVT. LTD.	2219471	1.65	1769000	1.32
31	SPRING MERCANTILE PVT. LTD.	1390900	1.03	1183000	0.88
32	STYLE LEASING & FINANCE PVT. LTD.	1114400	0.83	860000	0.64
33	SUNVIN TRADING & INVESTMENT PVT. LTD.	765000	0.57	765000	0.57
34	SUVARNA MARKETING PVT. LTD.	95000	0.07	0	0.00
35	SUVARNA MERCANTILE PVT. LTD.	90910	0.07	90000	0.07
36	TOOLS INDIA PVT. LTD.	900900	0.67	900000	0.67
37	UNITY MERCANTILE PVT. LTD.	1575	0.00	0	0.00
38	VANSHI FARMS PVT. LTD.	777043	0.58	475000	0.35
39	VISION MERCANTILE PVT. LTD.	3091700	2.30	2791000	2.08
40	WELTER SECURITIES LTD.	5121666	3.81	5121500	3.81
	<b>TOTAL</b>	<b>58820920</b>	<b>43.74</b>	<b>44579600</b>	<b>33.15</b>



Disclosure by the Promoter(s) to the stock exchanges and to the Target Company for encumbrance of shares / invocation of encumbrance/ release of encumbrance, in terms of Regulation 31(1) and 31(2) of SEBI (Substantial Acquisition of Shares and Takeovers) Regulation, 2011

Name of the Target Company(TC)		PRAKASH INDUSTRIES LIMITED												
Names of the Stock Exchanges where the shares of the target company are listed		BSE Ltd. & National Stock Exchange of India Ltd.												
Date of reporting		06 October, 2015												
Name of the promoter or PAC on whose shares encumbrance has been created/ released/invoked		NEW ERA COMMERCE AND SECURITIES PVT LTD												
Details of the creation of encumbrance :														
Name of the promoter(s) or PACs with whom		Promoter holding in the target company (1)		Promoter holding already encumbered (2)		Details of events pertaining to encumbrance (3)						Post event holding of encumbered shares		
		No. of shares	% of total share capital	No. of shares	% of total share capital	Type event (creation/ release/ invocation)	Date of creation/ invocation/ release of encumbrance	Type of encumbrance (pledge/ lien/ non disposal/ undetaking/ others)	Reasons for encumbrance	No. of shares	% of total share capital	Name of the entity in whose favour shares encumbered	No. of shares	% of total share capital
NEW ERA COMMERCE AND SECURITIES PVT LTD *		251985	0.19	251900	0.19	Release	01.10.2015	Pledge	N.A.	-86900	-0.06	Bhansali Fincom Pvt. Ltd.	165000	0.12

For New Era Commerce and Securities Pvt. Ltd.  
 Authorised Signatory  
  


Place : New Delhi  
 Date : 06.10.2015

\* The details of encumbrances of residual promoters as on 21.09.2015 enclosed herewith as Annexure 1 is an extract of the data available of the Target Company

**PRAKASH INDUSTRIES LIMITED**  
**Details of encumbrance of residual promoters as on 21.09.2015**

Sr. No.	Name of the Shareholder	Total shares held		Shares pledged or otherwise encumbered	
		No. of shares held	As a % of total share capital	No. of shares held	As a % of total share capital
1	SHRI V.P. AGARWAL	526884	0.39	0	0.00
2	SHRI V.P. AGARWAL (HUF)	229389	0.17	0	0.00
3	SMT. MOHINI AGARWAL	6123856	4.55	0	0.00
4	SHRI VIKRAM AGARWAL	406500	0.30	0	0.00
5	SHRI KANHA AGARWAL	18540	0.01	0	0.00
6	AIRCON SYSTEMS (INDIA) PVT. LTD.	96000	0.07	0	0.00
7	AMBROSIA COMMERCE PVT. LTD.	500000	0.37	200000	0.15
8	CHAIBASA STEEL PVT LTD	250000	0.19	0	0.00
9	DHRUV COMMERCE PVT. LTD.	5137050	3.82	5136500	3.82
10	ESSENTIAL ELECTRONICS PVT. LTD.	200400	0.15	0	0.00
11	EVERSHINE MERCANTILE PVT. LTD.	1921700	1.43	421700	0.31
12	EXCEL FINCAP PVT. LTD.	102135	0.08	100000	0.07
13	FOCUS SECURITIES & CREDITS PVT. LTD.	1460000	1.09	1050000	0.78
14	FOUR WINGS MARKETING PVT. LTD.	700	0.00	0	0.00
15	GMK BUILDERS PVT. LTD.	9566300	7.11	8430500	6.27
16	GOEL CONTAINERS PVT. LTD.	1470682	1.09	1470000	1.09
17	HISSAR TUBES PVT. LTD.	1350012	1.00	1350000	1.00
18	HI-TECH MERCANTILE (INDIA) PVT. LTD.	3000695	2.23	3000000	2.23
19	OCEAN ISPAT PVT. LTD.	300000	0.22	0	0.00
20	PAREEK OVERSEAS PVT. LTD.	1200110	0.89	900000	0.67
21	PRAKASH CAPITAL SERVICES LTD.	1688467	1.26	1688000	1.26
22	PRAKASH INDUSTRIAL FINANCE LTD.	904950	0.67	704000	0.52
23	PREMIER FINCAP PVT. LTD.	793480	0.59	793000	0.59
24	PRIMENET GLOBAL LTD.	2953987	2.20	2952500	2.20
25	PRIME MERCANTILE PVT. LTD.	3701470	2.75	2775400	2.06
26	PROSPERO SECURITIES PVT. LTD.	611800	0.45	611000	0.45
27	ROURKELA STEEL PVT. LTD.	866133	0.64	566000	0.42
28	SAMYAK SECUIIES PVT. LTD.	1000000	0.74	1000000	0.74
29	SHIKHA MERCANTILE PVT. LTD.	320600	0.24	0	0.00
30	SHREE LABH LAKSHMI CAPITAL SERVICES PVT. LTD.	2219471	1.65	1769000	1.32
31	SPRING MERCANTILE PVT. LTD.	1390900	1.03	1183000	0.88
32	STYLE LEASING & FINANCE PVT. LTD.	1114400	0.83	860000	0.64
33	SUNVIN TRADING & INVESTMENT PVT. LTD.	765000	0.57	765000	0.57
34	SUVARNA MARKETING PVT. LTD.	95000	0.07	0	0.00
35	SUVARNA MERCANTILE PVT. LTD.	90910	0.07	90000	0.07
36	TOOLS INDIA PVT. LTD.	900900	0.67	900000	0.67
37	UNITY MERCANTILE PVT. LTD.	1575	0.00	0	0.00
38	VANSHI FARMS PVT. LTD.	777043	0.58	475000	0.35
39	VISION MERCANTILE PVT. LTD.	3091700	2.30	2791000	2.08
40	WELTER SECURITIES LTD.	5121666	3.81	5121500	3.81
	<b>TOTAL</b>	<b>62270405</b>	<b>46.30</b>	<b>47103100</b>	<b>35.02</b>

