


Partly paid-up shares:-	No of partly paid-up shares	As a % of Total No of partly paid-up shares	As a % of Total No of shares of the company
held by promoter/promoter group	Nil	Nil	Nil
held by public	Nil	Nil	Nil
Total	Nil	Nil	Nil

Outstanding convertible securities:-	No of Outstanding securities	As a % of Total No of outstanding convertible securities	As a % of Total No of shares of the company, assuming full conversion of the convertible securities
held by promoter/promoter group	Nil	Nil	Nil
held by public	Nil	Nil	Nil
Total	Nil	Nil	Nil

Warrants:-	No of warrants	As a % of Total No of warrants	As a % of Total No of shares of the company, assuming full conversion of warrants
held by promoter/promoter group	Nil	Nil	Nil
held by public	Nil	Nil	Nil
Total	Nil	Nil	Nil

Total paid-up capital of the company, assuming full conversion of warrants and convertible securities

55500000 Shares of Rs.2/- each



Scrip Code : - Name of the Scrip : - [BSE] Class of Security : Equity Face Value : Rs. 2/-  
 (I)(a) Statement showing Shareholding Pattern Quarter ended: 30/06/2015

Category Code (I)	Category of Shareholder (II)	No of Share-holders (III)	Total No of Shares (IV)	No of Shares held in Demat Form (V)	Total shareholding as a % of Tot Shrs		Shares pledged or otherwise encumbered	
					As a % of (A + B) (VI)	As a % of (A+B+C) (VII)	Shares (VIII)	As a % (IX)=(VIII)/(IV)*100
<b>A.Promoter and Promoter Group</b>								
<b>1.Indian</b>								
	a. Individuals/Hindu Undivided Family	4	10733000	10733000	19.3387	19.3387	N i l	N i l
	b. Central/State Government(s)							
	c. Bodies Corporate	1	25354500	25354500	45.6838	45.6838	N i l	N i l
	d. Financial Institutions/Banks							
	e. Any Other							
	<b>Sub Total (A1)</b>	<b>5</b>	<b>36087500</b>	<b>36087500</b>	<b>65.0225</b>	<b>65.0225</b>	<b>N i l</b>	<b>N i l</b>
<b>2.Foreign</b>								
	a. Individuals (NRI/Foreign Individuals)							
	b. Bodies Corporate							
	c. Institutions							
	d. Qualified Foreign Investor							
	e. Any other							
	<b>Sub Total (A2)</b>							
	<b>Total Shareholding of Promoter and Promoter Group A=(A)(1)+(A)(2)</b>	<b>5</b>	<b>36087500</b>	<b>36087500</b>	<b>65.0225</b>	<b>65.0225</b>	<b>N i l</b>	<b>N i l</b>
<b>B.Public Shareholding</b>								
<b>1.Institutions</b>								
	a. Mutual Funds/UTI	6	973293	973293	1.7537	1.7537		
	b. Financial Institutions/Banks	2	8190	8190	.0148	.0148		
	c. Central/State Government(s)							
	d. Venture Capital Funds							
	e. Insurance Companies							
	f. Foreign Institutional Investors	14	5806961	5806961	10.463	10.463		
	g. Foreign Venture Capital Investors							
	h. Qualified Foreign Investor							
	i. Any Other							
	<b>Sub Total (B1)</b>	<b>22</b>	<b>6788444</b>	<b>6788444</b>	<b>12.2314</b>	<b>12.2314</b>		
<b>2.Non-Institutions</b>								
	a. Bodies Corporate	278	2967941	2949431	5.3476	5.3476		
	b. Individuals holding							
	i. Nominal Share Capital up to Rs.1 Lakh	9384	3991947	3507921	7.1927	7.1927		
	ii. Nominal Share Capital in excess of Rs.1 Lakh	7	1802857	1802857	3.2484	3.2484		
	c. Qualified Foreign Investor							
	d. Any Other							
	Foreign Company	2	2517340	2512340	4.5357	4.5357		
	Trusts	2	401500	401500	.7234	.7234		
	Clearing Member	46	26322	26322	.0474	.0474		
	Non Resident Individual	210	916149	791649	1.6507	1.6507		
	<b>Sub Total (B2)</b>	<b>9929</b>	<b>12624056</b>	<b>11992020</b>	<b>22.746</b>	<b>22.746</b>		
	<b>Total Public Shareholding B=(B)(1)+(B)(2)</b>	<b>9951</b>	<b>19412500</b>	<b>18780464</b>	<b>34.9775</b>	<b>34.9775</b>		
	<b>Total (A)+(B)</b>	<b>9956</b>	<b>55500000</b>	<b>54867964</b>	<b>100.0000</b>	<b>100.0000</b>		



Scrip Code : - Name of the Scrip : - [BSE] Class of Security : Equity Face Value : Rs. 2/-  
 (1)(a) Statement showing Shareholding Pattern Quarter ended: 30/06/2015

Category: Code	Category of Shareholder (II)	No of Share-holders (III)	Total No of Shares (IV)	No of Shares held in Demat Form (V)	Total shareholding as a % of Tot Shrs		Shares pledged or otherwise encumbered	
					As a % of (A + B) (VI)	As a % of (A+B+C) (VII)	Shares (VIII)	As a % (IX)=(VIII)/(IV)*100

**C. Shares held by Custodian & against which**

Depository Receipts have been issued

- 1. Promoter and Promoter Group
- 2. Public


1. Promoter and Promoter Group	Nil	Nil	Nil	Nil	Nil
2. Public	Nil	Nil	Nil	Nil	Nil
<b>Grand Total (A)+(B)+(C)</b>	<b>9956</b>	<b>55500000</b>	<b>54867964</b>		<b>100.0000</b>



## 1. Indian

## a. Individuals/Hindu Undivided Family

		Details of Shares held		Encumbered shares		Details of warrants		Details of convertible securities		Total Shares (including underlying shares assuming full conversion of warrants and convertible securities) as a of diluted share capi	
Sr No	Name of the Shareholder	No of Shares held	As a % of Grand Total (A)+(B)+(C)	No.	As a %	As a % of Grand Total (A)+(B)+(C) of sub clause (V)/(I)(a)	No of Warrants held	As a % of total no of warrants of the same class	No of convertible securities held	As a % of total no of convertible securities of the same class	(XII)
(I)	(II)	(III)	(IV)	(V)	(VI)= (V)/ (III)*100	(VII)	(VIII)	(IX)	(X)	(XI)	(XII)
1	AJIT JHUNJHUNWALA	7193000	12.9604	Nil	Nil	Nil	Nil	Nil	Nil	Nil	12.9604
2	GYANESHWARI DEVI JHUNJHUNWALA	1950000	3.5135	Nil	Nil	Nil	Nil	Nil	Nil	Nil	3.5135
3	SHRUTI KISHORE PURIA	840000	1.5135	Nil	Nil	Nil	Nil	Nil	Nil	Nil	1.5135
4	SUSHIL JHUNJHUNWALA	750000	1.3514	Nil	Nil	Nil	Nil	Nil	Nil	Nil	1.3514
Total :		10733000	19.3387	Nil	Nil	Nil	Nil	Nil	Nil	Nil	19.3387



1. Indian

c. Bodies Corporate

		Details of Shares held			Encumbered shares		Details of warrants		Details of convertible securities		Total Share: (including underlying shares assuming full conversion of warrants and convertible securities) as a of diluted share capit
Sr No	Name of the Shareholder	No of Shares held	As a % of Grand Total (A)+(B)+(C)	No. (V)	As a % (VI)= (V)/ (III)*100	As a % of Grand Total (A)+(B)+(C) of sub clause (I)(a) (VII)	No of Warrants held (VIII)	As a % of total no of warrants of the same class (IX)	No of convertible securities held (X)	As a % of total no of convertible securities of the same class (XI)	(XII)
1	GENESIS EXPORTS LIMITED	25354500	45.6838	Nil	Nil	Nil	Nil	Nil	Nil	Nil	45.6838
Total :		25354500	45.6838	Nil	Nil	Nil	Nil	Nil	Nil	Nil	45.6838



(1)(c)(i) Statement showing holding of securities (including shares, warrants, convertible securities) of persons belonging to the category 'Public' and holding more than 1% of the total no of shares

Sr No	Name of the Shareholder	No of Shares held	Details of warrants		Details of convertible securities			Total shares (including underlying shares assuming full conversion of warrants and convertible securities) as a % of diluted share capital
			Shares as a % of total no of shares (i.e., Grand Total (A)+(B)+(C) indicated in Statement	No of Warrants held	As a % of total no of Warrants of the same class	No of convertible securities held	% w.r.t total no of convertible securities of the same class	
1	WEDSBIDGE CROSSOVER FUND, LLC	2512340	4.5267	Nil	Nil	Nil	Nil	4.5267
2	MALABAR INDIA FUND LIMITED	1869576	3.3686	Nil	Nil	Nil	Nil	3.3686
3	KOTAK MAHINDRA (INTERNATIONAL) LIMITED	1423417	2.5647	Nil	Nil	Nil	Nil	2.5647
4	STEADVIEW CAPITAL MAURITIUS LIMITED	1018288	1.8348	Nil	Nil	Nil	Nil	1.8348
5	UTI MID CAP FUND	826500	1.4892	Nil	Nil	Nil	Nil	1.4892
6	TACHA ENTERPRISES LLP	769852	1.3871	Nil	Nil	Nil	Nil	1.3871
7	ADD CAPITAL	675144	1.2165	Nil	Nil	Nil	Nil	1.2165
8	SUNSHINE MARKETING PVT LTD	610000	1.0991	Nil	Nil	Nil	Nil	1.0991
9	TACHA INVESTMENT ADVISORS PRIVATE LIMITED	561919	1.0125	Nil	Nil	Nil	Nil	1.0125
Total		10267036	18.4992	Nil	Nil	Nil	Nil	18.4992




(I)(c)(ii) Statement showing holding of securities (including shares, warrants, convertible securities) of persons (together with PAC) belonging to the category 'Public' and holding more than 5% of the total no of shares of the company

Name(s) of the Shareholder(s) and the Person(s) Acting in Sr No Convert (PAC) with them	No of Shares (a) above)	Details of warrants		Details of convertible securities		Total shares (including total no of underlying shares convertible assuming full conversion of warrants and convertible securities) as a % of diluted share capital
		Shares as a % of total no of shares (i.e., Grand Total (A)+(B)+(C) indicated in Statement at para (I)	No of Warrants	As a % of total no of Warrants of the same class	No of convertible securities held	

--- Nil ---



Sl #	Folio/Clid/Dpid	Name of the Shareholder	No of locked-in Shares	Locked-in shares as a % of total No of shares (i.e., Grand Total (A)+(B)+(C) indicated in Statement at para (I)(a) above)	Promoter/Promoter Group/ Public
1	10724452/IN300142	WESTBRIDGE CROSSOVER FUND, LLC	2512340	4.5267	Public
Total :			2512340	4.5267	





LA DPALA RG LTD.

(II)(a) Statement showing details of Depository Receipts (DRs) as on 30/06/2015

Sl #	Type of Outstanding DR (ADRs, GDRs, SDRs, etc.)	No of outstanding DRs	No of Shares Underlying Outstanding DRs	Shares underlying outstanding DRs as a % of total No of Shares i.e., Grand Total (A)+ (B)+(C) indicated in Statement at para (I)(a) above
------	--	-----------------------------	--	---

--- Nil ---



LA OPALA RG LTD.

(II) (b) Statement showing holding of Depository Receipts (DRs), where underlying shares held by 'promoter/promoter group' are in excess of 1% of the total no of shares as on 30/06/2015

Sl # Name of the DR Holder	Type of Outstanding DR (ADRs, GDRs, SDRs, etc.)	No of Shares Underlying Outstanding DRs	Shares underlying outstanding DRs as a % of total No of Shares (i.e., Grand Total (A)+(B)+(C) indicated in Statement at para (I)(a) above)
----------------------------	--	---	--

--- Nil ---

