




(1)(a) STATEMENT SHOWING SHAREHOLDING PATTERN IN CLAUSE-35			
NAME OF THE COMPANY: PRITHVI INFORMATION SOLUTION LTD		Name of the Scrip: PRITHVI	
SCRIP CODE:	532675		
Class of Security:			
QUARTER ENDED:	30/06/2015		
Partly paid-up shares	No. of partly paid-up shares	As a % of total no. of partly paid-up shares	As a % of total no. of shares of the Company.
Held by promoter/promoter group	0	0	0
Held by Public	0	0	0
<b>Total:</b>	<b>0</b>	<b>0</b>	<b>0</b>
Outstanding convertible securities:	No. of outstanding securities	As a % of total no. of outstanding convertible securities.	As a % of total no. of shares of the Company assuming full conversion of the convertible securities
Held by promoter/promoter group	0	0	0
Held by Public	0	0	0
<b>Total:</b>	<b>0</b>	<b>0</b>	<b>0</b>
Warrants:	No. of warrants	As a % of total no. of warrants	As a % of total no. of shares of the Company, assuming full conversion of warrants
Held by promoter/promoter group	0	0	0
Held by Public	0	0	0
<b>Total:</b>	<b>0</b>	<b>0</b>	<b>0</b>
<b>Total paid-up capital of the Company, assuming full conversion of warrants and convertible securities</b>	<b>34605786</b>	<b>0</b>	<b>100.00</b>



CATEGORY CODE	CATEGORY OF SHAREHOLDER (ii)	NO OF SHAREHOLDERS (iii)	TOTAL NUMBER OF SHARES (iv)	NO OF SHARES HELD IN DEMATERIALIZED FORM (v)	TOTAL SHAREHOLDING AS A % OF TOTAL NO OF SHARES		SHARES PLEDGE OR OTHERWISE ENCUMBERED	
					AS a PERCENTAGE of (A+B) (vi)	As a PERCENTAGE of (A+B+C) (vii)	NUMBER OF SHARES (viii)	AS a PERCENTAGE (IX)=(VIII)/(IV)*100
(A)	PROMOTER AND PROMOTER GROUP							
(1)	INDIAN							
(a)	Individual /HUF	1	356589	356589	1.03	1.03	0	0.00
(b)	Central Government/State Government(s)	0	0	0	0.00	0.00	0	0.00
(c)	Bodies Corporate	0	0	0	0.00	0.00	0	0.00
(d)	Financial Institutions / Banks	0	0	0	0.00	0.00	0	0.00
(e)	Others	0	0	0	0.00	0.00	0	0.00
	<b>Sub-Total A(1) :</b>	<b>1</b>	<b>356589</b>	<b>356589</b>	<b>1.03</b>	<b>1.03</b>	<b>0</b>	<b>0.00</b>
(2)	FOREIGN							
(a)	Individuals (NRIs)/Foreign Individuals)	1	162600	162600	0.47	0.47	0	0.00
(b)	Bodies Corporate	0	0	0	0.00	0.00	0	0.00
(c)	Institutions	0	0	0	0.00	0.00	0	0.00
(d)	Qualified Foreign Investor	0	0	0	0.00	0.00	0	0.00
(e)	Others	0	0	0	0.00	0.00	0	0.00
	<b>Sub-Total A(2) :</b>	<b>1</b>	<b>162600</b>	<b>162600</b>	<b>0.47</b>	<b>0.47</b>	<b>0</b>	<b>0.00</b>
	<b>Total A=A(1)+A(2)</b>	<b>2</b>	<b>519189</b>	<b>519189</b>	<b>1.50</b>	<b>1.50</b>	<b>0</b>	<b>0.00</b>
(B)	PUBLIC SHAREHOLDING							
(1)	INSTITUTIONS							
(a)	Mutual Funds /UTI	0	0	0	0.00	0.00	0	0.00
(b)	Financial Institutions /Banks	1	140517	140517	0.41	0.41	0	0.00
(c)	Central Government / State Government(s)	0	0	0	0.00	0.00	0	0.00
(d)	Venture Capital Funds	0	0	0	0.00	0.00	0	0.00
(e)	Insurance Companies	0	0	0	0.00	0.00	0	0.00
(f)	Foreign Institutional Investors	0	0	0	0.00	0.00	0	0.00
(g)	Foreign Venture Capital Investors	0	0	0	0.00	0.00	0	0.00
(h)	Qualified Foreign Investor	0	0	0	0.00	0.00	0	0.00
(i)	Others	0	0	0	0.00	0.00	0	0.00
	<b>Sub-Total B(1) :</b>	<b>1</b>	<b>140517</b>	<b>140517</b>	<b>0.41</b>	<b>0.41</b>	<b>0</b>	<b>0.00</b>
(2)	NON-INSTITUTIONS							
(a)	Bodies Corporate	445	8247325	8247325	23.8322	23.8322	0	0.00
(b)	Individuals							
	(i) Individuals holding nominal share capital upto Rs.1 lakh	24695	9484324	9459820	27.41	27.34	0	0.00
	(ii) Individuals holding nominal share capital in excess of Rs.1 lakh	210	15374124	7463924	44.43	21.57	0	0.00
(c)	Others	169	809397	805901	2.34	2.34	0	0.00
	<b>NON RESIDENT INDIANS</b>	<b>7</b>	<b>30910</b>	<b>30910</b>	<b>0.09</b>	<b>0.09</b>	<b>0</b>	<b>0.00</b>
	<b>CLEARING MEMBERS</b>							
(d)	Qualified Foreign Investor	0	0	0	0.00	0.00	0	0.00




CATEGORY CODE	CATEGORY OF SHAREHOLDER	NO OF SHAREHOLDERS (III)	TOTAL NUMBER OF SHARES (IV)	NO OF SHARES HELD IN DEMATERIALIZED FORM (V)	TOTAL SHAREHOLDING AS A % OF TOTAL NO OF SHARES			SHARES PLEDGE OR OTHERWISE ENCUMBERED	
					AS a PERCENTAGE of (A+B) (VI)	As a PERCENTAGE of (A+B+C) (VII)	As a PERCENTAGE of (A+B+C) (VIII)	NUMBER OF SHARES (IX)=(VIII)/(VII)*100	
(I)	Sub-Total B(2) :	25526	33946080	26007880	98.09	75.16			
	Total B=B(1)+B(2) :	25527	34086597	26148397	98.50	98.50			
	Total (A+B) :	25529	34605786	26667586	100.00	100.00			
(C)	Shares held by custodians, against which Depository Receipts have been issued								
(1)	Promoter and Promoter Group								
(2)	Public	0	0	0	0.00	0.00			
	<b>GRAND TOTAL (A+B+C) :</b>	<b>25529</b>	<b>34605786</b>	<b>26667586</b>	<b>100.00</b>	<b>0.00</b>	<b>0</b>	<b>0.00</b>	



(U)(b) Statement showing holding of securities (including shares, warrants, convertible securities) of persons belonging to the category 'Promoter and Promoter Group'												
Sr.No	Name of the Shareholder	Details of Shares held		Encumbered shares (*)		Details of Warrants		Details of convertible securities (As a % total)		Total Shares (including underlying shares assuming full conversion of warrants and convertible securities) as a % of diluted share capital		
		No. of Shares held (III)	As a % of grand total (A)+(B)+(C) (IV)	Pledge Shares (V)	AS a percentage (VI)=(V)/(III)*100	AS a % of grand total (A) + (B) + (C) of sub-clause (I)(a) (VII)	Number of warrants held (VIII)	As a % total number of warrants of the same class (IX)	Number of convertible securities held (X)	As a % total number of convertible securities of the same class (XI)	(XII)	
1	SATISH KUMAR V	356589	1.03	0	0.00	0	0.00	0	0.00	0	0.00	1.03
2	VUPPALAPATI MADHAVI	162500	0.47	0	0.00	0	0.00	0	0.00	0	0.00	0.47
<b>TOTAL :</b>		<b>519089</b>	<b>1.50</b>	<b>0</b>	<b>0.00</b>	<b>0</b>	<b>0.00</b>	<b>0</b>	<b>0.00</b>	<b>0</b>	<b>0.00</b>	<b>1.50</b>



Sr.No.	Name of the shareholder	Number of shares held	Shares as a percentage of total number of shares (i.e., Grant total (A)+(B)+(C) indicated in Statement at para (I)(a) above)	Details of warrants		Details of convertible securities		underlying shares assuming full conversion of warrants and convertible securities as a % of diluted share capital)
				Number of warrants held	As a % total number of warrants of the same class	Number of convertible securities held	% w.r.t total convertible securities of the same class	
1	Sarat Kumar Addanki	7880800	22.77	0	0.00	0	0.00	22.77
2	HARSHITH ENTERPRISES PRIVATE LIMITED	4223626	12.20	0	0.00	0	0.00	12.20
3	NITA M DALAL	680390	1.97	0	0.00	0	0.00	1.97
4	MERGERS & ACQUISITIONS CONSULTANTS PVT.LTD.	578477	1.67	0	0.00	0	0.00	1.67
5	KUNAL M DALAL	554300	1.60	0	0.00	0	0.00	1.60
6	DINESH KUMAR SINGHI	505736	1.46	0	0.00	0	0.00	1.46
	<b>TOTAL :</b>	<b>14423329</b>	<b>41.67</b>	<b>0</b>	<b>0.00</b>	<b>0</b>	<b>0.00</b>	<b>41.67</b>



Sr.No.	Name(s) of the shareholder(s) and the Persons Acting as Shareholders	Number of shares held	Shares as a percentage of total number of shares (i.e., Grant total (A)+(B)+(C) indicated in Statement at para (I)(a) above)	Details of warrants		Details of convertible securities % w.r.t total		Total shares (including underlying shares assuming full conversion of warrants and convertible securities) as a % of diluted share capital)
				Number of warrants held	As a % total number of warrants of the same class	Number of convertible securities held	number of convertible securities of the same class	
1	Sarat Kumar Addanki	7880800	22.77	0	0.00	0	0.00	22.77
2	HARSHITH ENTERPRISES PRIVATE LIMITED	4223626	12.20	0	0.00	0	0.00	12.20
	<b>TOTAL :</b>	<b>12104426</b>	<b>34.98</b>	<b>0</b>	<b>0.00</b>	<b>0</b>	<b>0.00</b>	<b>34.98</b>



STATEMENT SHOWING DETAILS OF LOCKED-IN SHARES"			
(I)(d)			
		Number of locked-in shares	Locked-in shares as a (%) percentage of total number of shares (i.e. Grand Total (A)+(B)+(C) Indicated in Statement at para (I)(a) above)
Sr. No.	Name of the shareholder		Promoter/Promoter Group/Public
1	Anupama Yellejoshyula	8647986	24.99 Public
2	Sarat Kumar Addanki	7880800	22.77 Public
	<b>TOTAL :</b>	<b>16528786</b>	<b>47.76</b>



STATEMENT SHOWING DETAILS OF DEPOSITORY RECEIPTS (DRS)			
(II)(a)			
	Number of outstanding DRs	Number of shares underlying outstanding DRs	Shares underlying outstanding DRs as a percentage of total number of shares {i.e., Grand Total (A)+(B)+(C) indicated in Statement at Para(I)(a) above}
Sr.No.	Type of outstanding DR (ADRs,GDRs,SDRs,etc)		
	TOTAL :	0	0





Statement showing Holding of Depository Receipts (DRs), where underlying shares held by "Promoter/Promoter group" are in excess of 1% of the total number shares.				
(II)(b)		Type of outstanding DR (ADRs, GDRs, SD Rs, etc.)	Number of shares underlying outstanding DRs	Shares underlying outstanding DRs as a percentage of total number of shares {i.e., Grand Total (A)+(B)+(C) indicated in Statement at para(l)(a) above}
Sr.No.	Name of the DR Holder			
TOTAL :			0	0

