

**Introductory sub-table 1)(a)**

<b>Name of the Company :- Stocknet International Limited</b>				
<b>Scrip Code, Name of the scrip, class of security :- 512640</b>				
<b>Quarter ended :- 30th September, 2015</b>				
<b>Partly paid-up shares:-</b>	<b>No. of partly paid-up shares</b>	<b>As a % of total no. of partly paid-up shares</b>	<b>As a % of total no. of shares of the company</b>	
Held by promoter/promoter group		Nil	Nil	Nil
Held by public		Nil	Nil	Nil
<b>Total</b>		Nil	Nil	Nil
<b>Outstanding convertible securities:-</b>	<b>No. of outstanding securities</b>	<b>As a % of total no. of outstanding convertible securities</b>	<b>As a % of total no. of shares of the company, assuming full conversion of the convertible securities</b>	
Held by promoter/promoter group		Nil	Nil	Nil
Held by public		Nil	Nil	Nil
<b>Total</b>		Nil	Nil	Nil
<b>Warrants:-</b>	<b>No. of warrants</b>	<b>As a % of total no. of warrants</b>	<b>As a % of total no. of shares of the company, assuming full conversion of warrants</b>	
Held by promoter/promoter group		Nil	Nil	Nil
Held by public		Nil	Nil	Nil
<b>Total</b>		Nil	Nil	Nil
<b>Total paid-up capital of the company, assuming full conversion of warrants and convertible securities</b>	<b>5500350</b>			


**For Stocknet International Ltd.**

*[Signature]*  
**Auth. Sign/Director**

**Statement Showing Shareholding Pattern**


**Table (I)(a)**

Category Code	Category of Shareholder	Number of Shareholders	Total number of shares	Number of shares held in dematerialized form	Total shareholding as a percentage of total number of shares		Shares Pledged or otherwise encumbered	
					As a percentage of (A+B)	As a percentage of (A+B+C)	Number of shares	As a percentage
ded :- 30th	(ii)	(iii)	(iv)	(v)	(vi)	(vii)	(viii)	(ix) = (viii)/(iv)*100
<b>(A)</b>	<b>Shareholding of Promoter and</b>							
<b>1</b>	<b>Indian</b>							
(a)	Individuals/ Hindu Undivided Family	14	1700	-	0.03	0.03	-	-
(b)	Central Government/ State Government(s)	-	-	-	-	-	-	-
(c)	Bodies Corporate	-	-	-	-	-	-	-
(d)	Financial Institutions/ Banks	-	-	-	-	-	-	-
(e)	Any Others(Specify)	-	-	-	-	-	-	-
(e-i)		-	-	-	-	-	-	-
(e-ii)		-	-	-	-	-	-	-
	<b>Sub Total(A)(1)</b>	<b>14</b>	<b>1700</b>	<b>-</b>	<b>0.03</b>	<b>0.03</b>	<b>-</b>	<b>-</b>
<b>2</b>	<b>Foreign</b>							
a	Individuals (Non-Residents Individuals/ Foreign Individuals)	-	-	-	-	-	-	-
b	Bodies Corporate	-	-	-	-	-	-	-
c	Institutions	-	-	-	-	-	-	-
d	Qualified Foreign Investor	-	-	-	-	-	-	-
e	Any Others(Specify)	-	-	-	-	-	-	-
e-i		-	-	-	-	-	-	-
e-ii		-	-	-	-	-	-	-
	5500350							
	<b>Sub Total(A)(2)</b>	<b>-</b>	<b>-</b>	<b>-</b>	<b>-</b>	<b>-</b>	<b>-</b>	<b>-</b>
	<b>Total Shareholding of Promoter and</b>	<b>14</b>	<b>1700</b>	<b>-</b>	<b>0.03</b>	<b>0.03</b>	<b>-</b>	<b>-</b>
<b>(B)</b>	<b>Public shareholding</b>							
<b>1</b>	<b>Institutions</b>							
(a)	Mutual Funds/ UTI	-	-	-	-	-	-	-
(b)	Financial Institutions/ Banks	-	-	-	-	-	-	-
(c)	Central Government/ State Government(s)	-	-	-	-	-	-	-
(d)	Venture Capital Funds	-	-	-	-	-	-	-
(e)	Insurance Companies	-	-	-	-	-	-	-
(f)	Foreign Institutional Investors	-	-	-	-	-	-	-
(g)	Foreign Venture Capital Investors	-	-	-	-	-	-	-
(h)	Qualified Foreign Investor	-	-	-	-	-	-	-
(i)	Any Other (specify)	-	-	-	-	-	-	-
(i-ii)		-	-	-	-	-	-	-
(i-ii)		-	-	-	-	-	-	-
	<b>Sub-Total (B)(1)</b>	<b>-</b>	<b>-</b>	<b>-</b>	<b>-</b>	<b>-</b>	<b>-</b>	<b>-</b>

**For StockNet International Ltd.**  
  
**Auth. Sign/Director**

<b>B 2</b>	<b>Non-institutions</b>								
(a)	Bodies Corporate	68	434701	434701	7.90	7.90	-	-	
(b)	Individuals								
I	i. Individual shareholders holding nominal share capital up to Rs 1 lakh	2437	3043186	3027448	55.33	55.33	-	-	
II	ii. Individual shareholders holding nominal share capital in excess of Rs. 1 lakh.	69	2006901	2006901	36.49	36.49	-	-	
(c)	Qualified Foreign Investor	-	-	-	-	-	-	-	
(d)	Any Other (specify)	-	-	-	-	-	-	-	
(d-i)	NRIs	8	13,862	13,862	0.25	0.25	-	-	
(d-ii)									
	<b>Sub-Total (B)(2)</b>	<b>2582</b>	<b>5498650</b>	<b>5482912</b>	<b>99.97</b>	<b>99.97</b>	-	-	
<b>(B)</b>	<b>Total Public Shareholding (B)= (B)(1)+(B)(2)</b>	<b>2582</b>	<b>5498650</b>	<b>5482912</b>	<b>99.97</b>	<b>99.97</b>	-	-	
	<b>TOTAL (A)+(B)</b>	<b>2596</b>	<b>5500350</b>	<b>5482912</b>	<b>100.00</b>	<b>100.00</b>	-	-	
<b>(C)</b>	<b>Shares held by Custodians and against which Depository Receipts have been issued</b>								
1	Promoter and Promoter Group	-	-	-	-	-	-	-	
2	Public	-	-	-	-	-	-	-	
	<b>Sub-Total (C)</b>	<b>-</b>	<b>-</b>	<b>-</b>	<b>-</b>	<b>-</b>	<b>-</b>	<b>-</b>	
	<b>GRAND TOTAL (A)+(B)+(C)</b>	<b>2596</b>	<b>5500350</b>	<b>5482912</b>	<b>100.00</b>	<b>100.00</b>	-	-	

For StockNet International Ltd.

  
Auth. Sign/Director

Smo.	Notes		

**For StockNet International Ltd.**

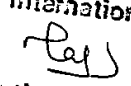


**Auth. Sign/Director**

(I)(b) Statement showing holding of securities (including shares, warrants, convertible securities) of persons belonging to the category "Promoter and Promoter Group"

Sr. No.	Name of the shareholder	Details of Shares held		Encumbered shares (*)			Details of warrants		Details of convertible securities		Total shares (including underlying shares assuming full conversion of warrants and convertible securities) as a % of diluted share capital
		Number of shares held	As a % of grand total (A)+(B)+(C)	No.	As a percentage	As a % of grand total (A)+(B)+(C) of sub-clause (I)(a)	Number of warrants held	As a % total number of warrants of the same class	Number of convertible securities held	As a % total number of convertible securities of the same class	
(a)	(b)	(c)	(d)	(e)	(f)	(g)	(h)	(i)	(j)	(k)	(l)
1	BINIT KUMAR SHUKLA	10	0.00	-	-	-	-	-	-	-	-
2	CHANDI PRASAD AGARWAL	10	0.00	-	-	-	-	-	-	-	-
3	DANLAL BEHANI	10	0.00	-	-	-	-	-	-	-	-
4	JITANDRA KUMAR CHATURVEDI	10	0.00	-	-	-	-	-	-	-	-
5	NAWAL KUMAR KAKARANIA	10	0.00	-	-	-	-	-	-	-	-
6	SASHI KANT GOYAL	10	0.00	-	-	-	-	-	-	-	-
7	SURESH KUMAR DUJARI	10	0.00	-	-	-	-	-	-	-	-
8	BHAGIRATH KUMAR MUNDHRA	100	0.00	-	-	-	-	-	-	-	-
9	BIMAL SHAH	100	0.00	-	-	-	-	-	-	-	-
10	BRIJ GOPAL RUNGTA	130	0.00	-	-	-	-	-	-	-	-
11	BACHH RAJ KOTHARI	200	0.00	-	-	-	-	-	-	-	-
12	ALOK KUMAR NAHAR	300	0.01	-	-	-	-	-	-	-	-
13	AJAY KUMAR AGARWAL	400	0.01	-	-	-	-	-	-	-	-
14	ARUN KUMAR AGARWAL	400	0.01	-	-	-	-	-	-	-	-
	<b>TOTAL</b>	<b>1700</b>	<b>0.03</b>	-	-	-	-	-	-	-	-


(\*) The term "encumbrance" has the same meaning as assigned to it in regulation 28(3) of the SAST Regulations, 2011

For StockNet International Ltd.  
  
 Auth. Sign/Director

(I)(c)(i) Statement showing holding of securities (including shares, warrants, convertible securities) of persons belonging to the category "Public" and holding more than 1% of the total number of shares

Sr. No.	Name of the shareholder	Number of shares held	Shares as a percentage of total number of shares (i.e., Grand Total (A)+(B)+(C) indicated in Statement at para (I)(a) above}	Details of warrants		Details of convertible securities		Total shares (including underlying shares assuming full conversion of warrants and convertible securities) as a % of diluted share capital
				Number of warrants held	As a % total number of warrants of the same class	Number of convertible securities held	% w.r.t total number of convertible securities of the same class	
1	LAKSHAY PORTFOLIO PRIVATE LI	160701	2.92	-	-	-	-	-
2	AARTI JAIN	61550	1.12	-	-	-	-	-
3	KEYUR MAJMUDAR	87762	1.60	-	-	-	-	-
4	D NESAMANI	110002	2.00	-	-	-	-	-
5	PRIYANKA SINSINWAR	110496	2.01	-	-	-	-	-
6	DHANASEKARAN S. S	264622	4.81	-	-	-	-	-
7	RITMAN CONCRETE PVT LTD	70700	1.29	-	-	-	-	-
8	SANDEEP KAUSHIK	107053	1.95	-	-	-	-	-
<b>TOTAL</b>		<b>972886</b>	<b>17.69</b>	-	-	-	-	-

For StockNet International Ltd.

  
Auth. Sign/Director

(I)(c)(ii) Statement showing holding of securities (including shares, warrants, convertible securities) of persons (together with PAC) belonging to the category "Public" and holding more than 5% of the total number of shares of the company

Sr. No.	Name(s) of the shareholder(s) and the Persons Acting in Concert (PAC) with them	Number of shares	Shares as a percentage of total number of shares (i.e., Grand Total (A)+(B)+(C) indicated in Statement at para (I)(a) above)	Details of warrants		Details of convertible securities		Total shares (including underlying shares assuming full conversion of warrants and convertible securities) as a % of diluted share capital
				Number of warrants	As a % total number of warrants of the same class	Number of convertible securities held	% w.r.t total number of convertible securities of the same class	
		-	-	-	-	-	-	-
<b>TOTAL</b>		-	-	-	-	-	-	-

For StockNet International Ltd.

*[Signature]*  
Auth. Sign/Director

(I)(d) Statement showing details of locked-in shares

Srno.	Name of the shareholder		Number of locked-in shares	Locked-in shares as a percentage of total number of shares (i.e., Grand Total (A)+(B)+(C) indicated in Statement at para (I)(a) above)
TOTAL				

For StockNet International Ltd.



Auth. Sign/Director



(II)(a) Statement showing details of Depository Receipts (DRs)

Sr. No.	Type of outstanding DR (ADRs, GDRs, SDRs, etc.)	Number of outstanding DRs	Number of shares underlying outstanding DRs	Shares underlying outstanding DRs as a percentage of total number of shares (i.e., Grand Total (A)+(B)+(C) indicated in Statement at para (I)(a) above)
		-	-	-
<b>TOTAL</b>		-	-	-

For StockNet International Ltd.


*rew*

Auth. Sign/Director

(II)(b) Statement showing holding of Depository Receipts (DRs), where underlying shares held by "promoter/promoter group" are in excess of 1% of the total number of shares

Sr. No.	Name of the DR Holder	Type of outstanding DR (ADRs, GDRs, SDRs, etc.)	Number of shares underlying outstanding DRs	Shares underlying outstanding DRs as a percentage of total number of shares (i.e., Grand Total (A)+(B)+(C) indicated in Statement at para (I)(a) above)
<b>TOTAL</b>				

For ~~Stock~~ International Ltd.

  
Auth. Sign/Director