

GLOBAL SECURITIES LIMITED

(CIN:L67120GJ1994PLC021269)

15, JANPATH SHOPPING CENTRE, B/H SHAHJANAND COLLEGE, OPP AZAD POST OFFICE, AMBAWADI, AHMEDABAD-380015, Gujarat

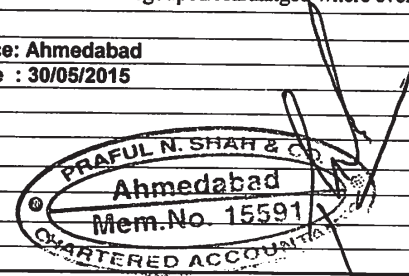



Email: globalsecurities123@gmail.com

AUDITED FINANCIAL RESULTS

FOR THE QUARTER ENDED ON 31/03/2015

| Sr. No. | PARTICULARS | (Rs. in Lacs) | | | | |
|--|--|---------------------------------------|---|--|------------------------------------|------------------------------------|
| | | Quarter ended on 31/03/2015 (Audited) | Quarter ended on 31/12/2014 (Unaudited) | Corresponding Qtr. ended on 31/03/2014 (Audited) | Year ended on 31/03/2015 (Audited) | Year ended on 31/03/2014 (Audited) |
| | | 3 | 3 | 3 | 12 | 12 |
| Nos. of Month | | 3 | 3 | 3 | 12 | 12 |
| 1 | a) Net Sales / Income from Operation | 0.00 | 0.00 | 0.00 | 0.00 | 0.00 |
| | b) Other operating Income | 0.00 | 0.00 | 0.00 | 0.00 | 0.00 |
| 2 | Total Income [1(a)+1(b)] | 0.00 | 0.00 | 0.00 | 0.00 | 0.00 |
| 3 | Expenditure | | | | | |
| | a. (Increase)/decrease in stock in Trade and work in progress | 0.00 | 0.00 | 0.00 | 0.00 | 0.00 |
| | b. Consumption of Raw Materials | 0.00 | 0.00 | 0.00 | 0.00 | 0.00 |
| | c. Purchase of Trading Goods | 0.00 | 0.00 | 0.00 | 0.00 | 0.00 |
| | d. Employee Cost/ Job Work Labour Charges | 0.00 | 0.00 | 0.00 | 0.00 | 0.00 |
| | e. Depreciation | 0.67 | 0.00 | 0.96 | 0.90 | 0.96 |
| | f. Other Expenditure | 0.38 | 0.00 | 0.22 | 0.38 | 0.22 |
| | g. Total Expenditure | 1.05 | 0.00 | 1.18 | 1.28 | 1.18 |
| 4 | Profit from Operations before Other income, interest & Exceptional Items (2-3) | (1.05) | 0.00 | (1.18) | (1.28) | (1.18) |
| 5 | Other Income | 0.00 | 0.00 | 0.00 | 0.00 | 0.00 |
| 6 | Profit before Interest & Exceptional Items (4+5) | (1.05) | 0.00 | (1.18) | (1.28) | (1.18) |
| 7 | Interest | 0.00 | 0.00 | 0.00 | 0.00 | 0.00 |
| 8 | Profit after Interest but before & Exceptional Items (6-7) | (1.05) | 0.00 | (1.18) | (1.28) | (1.18) |
| 9 | Exceptional Items | 0.00 | 0.00 | 0.00 | 0.00 | 0.00 |
| 10 | Profit (+) / Loss(-) from Ordinary Activities before Tax (8+9) | (1.05) | 0.00 | (1.18) | (1.28) | (1.18) |
| 11 | Tax Expenses | 0.00 | 0.00 | 0.00 | 0.00 | 0.00 |
| 12 | Profit (+) / Loss(-) from Ordinary Activities after Tax (10-11) | (1.05) | 0.00 | (1.18) | (1.28) | (1.18) |
| 13 | Extraordinary Items Net of Tax expense (Bad Debts Written Off) | 0.00 | 0.00 | 0.00 | 0.00 | 0.00 |
| 14 | Net Profit (+) . Loss(-) (12-13) | (1.05) | 0.00 | (1.18) | (1.28) | (1.18) |
| 15 | Paid-up Equity Shares Capital (Face value of Re.10 each) | 1495.36 | 1495.36 | 1495.36 | 1495.36 | 1495.36 |
| 16 | Reserves excluding Revaluation Reserves | | | | (85.10) | (84.04) |
| 17 | Earning Per Shares (EPS) | | | | | |
| | (a) Basic and diluted EPS before Extraordinary items | | | | | |
| | (b) Basic and diluted EPS after Extraordinary items | | | | | |
| 18 | Public Shareholding | | | | | |
| | Number of Shares | 1,366,300 | 1,366,300 | 1,366,300 | 1,366,300 | 1,366,300 |
| | Percentage of Shareholding | 9.14 | 9.14 | 9.14 | 9.14 | 9.14 |
| 19 | Promoters & Promoter group shareholding | | | | | |
| | (A) Pledged/ encumbered No. of Shares | - | - | - | - | - |
| | % of of total Shareholding of Promoter and Promoter Group | - | - | - | - | - |
| | % of of total Share Capital of the Company | - | - | - | - | - |
| | (B) Non-encumbered | | | | | |
| | No of Shares | 13,585,800 | 13,585,800 | 13,585,800 | 13,585,800 | 13,585,800 |
| | % of of total Shareholding of Promoter and Promoter Group | 100.00% | 100.00% | 100.00% | 100.00% | 100.00% |
| | % of of total Share Capital of the Company | 90.86 | 90.86 | 90.86 | 90.86 | 90.86 |
| Information on Investors Complaints | | | | | | |

PRAFUL N. SHAH & CO.
 Ahmedabad
 Mem.No. 15091

| Particulars | | Opening Balance | Additions during Quarter | Disposal | Closing Balance |
|--|---|--|--------------------------|----------|-----------------|
| Number of Complaints received | | 37 | - | - | 37 |
| Statement of Assets & Liabilities - Audited (In Rs.) | | | | | |
| Sr. No. | Particulars | As at 31/03/2015 Audited | As at 31/03/2014 Audited | | |
| A. Equity and Liabilities | | | | | |
| 1 | Shareholders' Fund | | | | |
| | a) Share Capital | 149536000 | 149536000 | | |
| | b) Reserves and Surplus | (8509676.00) | (8404496.00) | | |
| | c) Money received against shares warrants | 0 | 0 | | |
| | Sub Total-Share Holders Fund | 141026324 | 141131504 | | |
| 2 | Share Application Money Pending Allotment | 0 | 0 | | |
| 3 | Minority Interest | | | | |
| 4 | Non Current liabilities | | | | |
| | a) Long Term Borrowings | 0 | 0 | | |
| | b) Deferred Tax Liabilities | 0 | 0 | | |
| | c) Other Long Term Liabilities | 0 | 0 | | |
| | d) Long term provisions | 0 | 0 | | |
| | Sub-Total-Non Current Liabilities | 0 | 0 | | |
| 5 | Current Liabilities | | | | |
| | a) Short Term Borrowings | 7350800 | 7350800 | | |
| | b) Trade Payables | 35000 | 11030 | | |
| | c) Other Current Liabilities | 0 | 0 | | |
| | d) Short Term Provisions (For Incometax) | 0 | 57472 | | |
| | Sub-Total Current Liabilities | 7385800 | 7419302 | | |
| | TOTAL EQUITY AND LIABILITIES | 148412124 | 148550806 | | |
| B. ASSETS | | | | | |
| 1 | Non-Current Assets | | | | |
| | a) Fixed Assets | 327919 | 394919 | | |
| | b) Goodwill on consolidation | 0 | 0 | | |
| | c) Non-Current Investments | 99290000 | 99290000 | | |
| | d) Deferred Tax Assests(Net) | 0 | 0 | | |
| | e) Long Term Loans and Advances | 0 | 0 | | |
| | f) Other Non Current Assets | 1719416 | 1719416 | | |
| | Sub-Total-Non Current Assets | 101337335 | 101404335 | | |
| 2 | Current Assets | | | | |
| | a) Current Investments | 0 | 0 | | |
| | b) Inventories | 0 | 0 | | |
| | c) Trade Receivables | 46239225 | 46239225 | | |
| | d) Cash and Cash equivalents | 835564 | 907246 | | |
| | e) Short Term Loans & Advances | 0 | 0 | | |
| | f) Other Current Assets | 0 | 0 | | |
| | Sub-Total-Current Assets | 47074789 | 47146471 | | |
| | TOTAL ASSETS | 148412124 | 148550806 | | |
| 1 | The above results have been reviewed by the Audit Committee and taken on record by the Board of Director's of the Company at its meeting held on 30/05/2015 | | | | |
| 2 | There are no separate reportable segments as per accounting standard 17. | | | | |
| 3 | Figures have been regrouped/rearranged where ever necessary. | | | | |
| Place: Ahmedabad Date : 30/05/2015 | | By Order of the Board For, Global Securities Limited | | | |
|   | |  DINKAR BHANUPRASAD SHRIMALI Director (Din: 00421839) | | | |
| | |  | | | |
| | | | | | |