


CLAUSE 35
Introductory sub-table (I) (a)

NAME OF THE COMPANY : INDIAN BANK
 SCRIP CODE : , NAME OF THE SCRIP : , CLASS OF SECURITY : EQUITY
 QUARTER ENDED :
 SHAREHOLDING PATTERN AS ON : 30-Sep-2015

Partly paid-up shares:-	No. of partly paid-up shares	As a % of total no. of partly paid-up shares	As a % of total no. of shares of the company
Held by promoter/promoter group			
Held by public			
Total - D			
Outstanding convertible securities:-	No. of outstanding securities	As a % of total no. of outstanding convertible securities	As a % of total no. of shares of the company, assuming full conversion of the convertible securities
Held by promoter/promoter group			
Held by public			
Total - E			
Warrants:-	No. of warrants	As a % of total no. of warrants	As a % of total no. of shares of the company, assuming full conversion of warrants
Held by promoter/promoter group			
Held by public			
Total - F			
Total paid-up capital of the company, assuming full Conversion of warrants and convertible securities	480291651		




CLAUSE 35
Introductory sub-table (I) (a)

NAME OF THE COMPANY : INDIAN BANK
 SCRIP CODE : , NAME OF THE SCRIP : , CLASS OF SECURITY : EQUITY
 QUARTER ENDED :
 SHAREHOLDING PATTERN AS ON : 30-Sep-2015

STATEMENT SHOWING SHAREHOLDING PATTERN
TABLE (I) (a)

(I)	(II)	NO. OF HOLDERS (III)	TOTAL NO. OF SHARES (IV)	SHARES IN DEMAT (V)	TOTAL SHAREHOLDING AS A PERCENTAGE OF TOTAL NUMBER OF SHARES		SHARES PLEDGED OR OTHERWISE ENCUMBERED		
					AS A % OF (A+B) (VI)	AS A % OF (A+B+C) (VII)	Number of shares (VIII)	As a percentage (IX)= (VIII)/(IV)*100	
A. SHAREHOLDING OF PROMOTER AND PROMOTER GROUP									
1. INDIAN									
a.	INDIVIDUALS/HINDU UNDIVIDED FAMILY	0	0	0	0.0000	0.0000	0	0.0000	
b.	CENTRAL GOVERNMENT/ STATE GOVERNMENT(S)	1	394341651	394341651	82.1046	82.1046	0	0.0000	
c.	BODIES CORPORATE	0	0	0	0.0000	0.0000	0	0.0000	
d.	FINANCIAL INSTITUTIONS/ BANKS	0	0	0	0.0000	0.0000	0	0.0000	
e.	ANY OTHER								
SUB - TOTAL (A) (1)		1	394341651	394341651	82.1046	82.1046	0	0.0000	
2. FOREIGN									
a.	INDIVIDUALS (NON- RESIDENT INDIVIDUALS/ FOREIGN INDIVIDUALS)	0	0	0	0.0000	0.0000	0	0.0000	
b.	BODIES CORPORATE	0	0	0	0.0000	0.0000	0	0.0000	
c.	INSTITUTIONS	0	0	0	0.0000	0.0000	0	0.0000	
d.	QUALIFIED FOREIGN INVESTOR	0	0	0	0.0000	0.0000	0	0.0000	
e.	ANY OTHER								
SUB - TOTAL (A) (2)		0	0	0	0.0000	0.0000	0	0.0000	
TOTAL SHARE HOLDING OF PROMOTER AND PROMOTER GROUP (A) = (A) (1)+(A) (2)		1	394341651	394341651	82.1046	82.1046	0	0.0000	



CLAUSE 35
Introductory sub-table (I) (a)

NAME OF THE COMPANY : INDIAN BANK
 SCRIP CODE : , NAME OF THE SCRIP : , CLASS OF SECURITY : EQUITY
 QUARTER ENDED :
 SHAREHOLDING PATTERN AS ON : 30-Sep-2015

STATEMENT SHOWING SHAREHOLDING PATTERN
TABLE (I) (a)

CATE GORY CODE	CATEGORY OF SHARE HOLDER	NO.OF HOLDERS	TOTAL NO.OF SHARES	SHARES IN DEMAT	TOTAL SHAREHOLDING AS A PERCENTAGE OF TOTAL NUMBER OF SHARES		SHARES PLEDGED OR OTHERWISE ENCUMBERED	
					AS A % OF (A+B) (VI)	AS A % OF (A+B+C) (VII)	Number of shares (VIII)	As a percentage (IX)= (VIII)/(IV)*100
(I)	(II)	(III)	(IV)	(V)	(VI)	(VII)	(VIII)	(IX)
B. PUBLIC SHAREHOLDING								
1. INSTITUTIONS								
a.	MUTUAL FUNDS/UTI	36	21997202	21997202	4.5799	4.5799	NA	NA
b.	FINANCIAL INSTITUTIONS/ BANKS	6	693678	693678	0.1444	0.1444	NA	NA
c.	CENTRAL GOVERNMENT/ STATE GOVERNMENT(S)	0	0	0	0.0000	0.0000	NA	NA
d.	VENTURE CAPITAL FUNDS	0	0	0	0.0000	0.0000	NA	NA
e.	INSURANCE COMPANIES	9	20736793	20736793	4.3175	4.3175	NA	NA
f.	FOREIGN INSTITUTIONAL INVESTORS	91	26604254	26604254	5.5391	5.5391	NA	NA
g.	FOREIGN VENTURE CAPITAL INVESTORS	0	0	0	0.0000	0.0000	NA	NA
h.	QUALIFIED FOREIGN INVESTOR	0	0	0	0.0000	0.0000	NA	NA
i.	ANY OTHER							
SUB - TOTAL (B) (1)		142	70031927	70031927	14.5811	14.5811	NA	NA

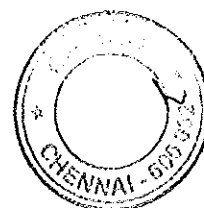


CLAUSE 35
Introductory sub-table (I)(a)

NAME OF THE COMPANY : INDIAN BANK
 SCRIP CODE : , NAME OF THE SCRIP : , CLASS OF SECURITY : EQUITY
 QUARTER ENDED :
 SHAREHOLDING PATTERN AS ON : 30-Sep-2015

STATEMENT SHOWING SHAREHOLDING PATTERN
TABLE (I) (a)

CATE GORY CODE	CATEGORY OF SHARE HOLDER	NO.OF HOLDERS	TOTAL NO.OF SHARES	SHARES IN DEMAT	TOTAL SHAREHOLDING AS A PERCENTAGE OF TOTAL NUMBER OF SHARES		SHARES PLEDGED OR OTHERWISE ENCUMBERED	
					AS A % OF (A+B) (VI)	AS A % OF (A+B+C) (VII)	Number of shares (VIII)	As a percentage (IX)= (VIII)/(IV)*100
(I)	(II)	(III)	(IV)	(V)	(VI)	(VII)	(VIII)	(IX)
2. NON-INSTITUTIONS								
a.	BODIES CORPORATE	597	1628681	1628681	0.3391	0.3391	NA	NA
b.	INDIVIDUALS -							
	I INDIVIDUAL SHAREHOLDERS HOLDING NOMINAL SHARE CAPITAL UPTO RS. 1 LAKH	65759	11289874	11288356	2.3506	2.3506	NA	NA
	II INDIVIDUAL SHAREHOLDERS HOLDING NOMINAL SHARE CAPITAL IN EXCESS OF RS. 1 LAKH	35	1862413	1862413	0.3877	0.3877	NA	NA
c.	QUALIFIED FOREIGN INVESTOR	0	0	0	0.0000	0.0000	NA	NA
d.	ANY OTHER							
	CLEARING MEMBERS	112	77170	77170	0.0160	0.0160	NA	NA
	DIRECTORS AND THEIR RELATIVES	2	607	607	0.0001	0.0001	NA	NA
	HINDU UNDIVIDED FAMILIES	981	334585	334583	0.0696	0.0696	NA	NA
	NON RESIDENT INDIANS	925	625340	625340	0.1302	0.1302	NA	NA
	TRUSTS	11	99403	99403	0.0206	0.0206	NA	NA
		2031	1137105	1137103	0.2367	0.2367	NA	NA
SUB - TOTAL (B) (2)		68422	15918073	15916553	3.3142	3.3142	NA	NA
TOTAL PUBLIC SHAREHOLDING (B) = (B) (1)+(B) (2)		68564	85950000	85948480	17.8953	17.8953	NA	NA
TOTAL (A)+(B)		68565	480291651	480290131	100.0000	100.0000	0	0.0000



CATEGORY CODE	CATEGORY OF SHARE HOLDER	NO.OF HOLDERS	TOTAL NO.OF SHARES	SHARES IN DEMAT	TOTAL SHAREHOLDING AS A PERCENTAGE OF TOTAL NUMBER OF SHARES		SHARES PLEDGED OR OTHERWISE ENCUMBERED	
					AS A % OF (A+B) (VI)	AS A % OF (A+B+C) (VII)	Number of shares (VIII)	As a percentage (IX) = (VIII)/(IV)*100
(I)	(II)	(III)	(IV)	(V)	(VI)	(VII)	(VIII)	(IX)
C. SHARES HELD BY CUSTODIANS AND AGAINST WHICH DEPOSITORY RECEIPTS HAVE BEEN ISSUED								
	Promoter and Promoter Group	0	0	0	0.0000	0.0000	NA	NA
	Public	0	0	0	0.0000	0.0000	NA	NA
	TOTAL CUSTODIAN (C)	0	0	0	0.0000	0.0000	NA	NA
GRAND TOTAL (A)+(B)+(C)		68565	480291651	480290131	100.0000	0	0.0000	



INDIAN BANK

(I) (b) Statement showing holding of securities (including shares, warrants, convertible securities) of persons belonging to the category "Promoter and Promoter Group" - 30-Sep-2015


Sr.No	Name of the shareholder	Details of Shares held			Encumbered shares (*)			Details of warrants			Details of convertible securities			Total shares (including underlying shares assuming full conversion of warrants and convertible securities) as a % of diluted share capital (XII)
		No. of Shares held	As a % of grand total (A)+(B)+(C)	No. of Shares held	As a % of grand total (A)+(B)+(C)	As a % of sub-clause (I)(a)	Number of warrants held	As a % total number of warrants of the same class	Number of convertible securities held	As a % total number of convertible securities of the same class	Number of convertible securities held	As a % total number of convertible securities of the same class		
(I)	(II)	(III)	(IV)	(V)	(VI) = (V) / (III)*100	(VII)	(VIII)	(IX)	(X)	(XI)	(XII)			
1	PRESIDENT OF INDIA	394341651	82.1046	0	0.0000	0.0000	0	0.0000	0	0.0000	0	0.0000	82.1046	
	TOTAL	394341651	82.1046	0	0.0000	0.0000	0	0.0000	0	0.0000	0	0.0000	82.1046	



INDIAN BANK

(1) (c) (i) Statement showing holding of securities (including shares, warrants, convertible securities) of persons belonging to the category "Public" and holding more than 1% of the total number of shares - 30-Sep-2015

Sr.No	Name of the shareholder	No. of Shares held	Shares as a percentage of total number of shares (i.e., Grand Total)	Details of warrants		Details of convertible securities		Total shares (including underlying shares assuming full conversion of warrants and convertible securities) as at para (f) (a) above)
				Number of warrants held	As a % of total warrants	Number of convertible securities held	% w.r.t total convertible securities	
1	LIFE INSURANCE CORPORATION OF INDIA	15071796	3.1380	0	0.0000	0	0.0000	3.1380
2	HSEC GLOBAL INVESTMENT FUNDS A/C HSEC	8494231	1.7685	0	0.0000	0	0.0000	1.7685
3	GIF MAURITIUS LIMITED	7377000	1.5359	0	0.0000	0	0.0000	1.5359
	HDFC TRUSTEE COMPANY LTD - A/C HDFC MID - CAPOPPORTUNITIES FUND							
	TOTAL	30943027	6.4425	0	0.0000	0	0.0000	6.4425



INDIAN BANK

(I) (G) STATEMENT SHOWING DETAILS OF LOCKED-IN SHARES -30-Sep-2015

SL.NO	NAME OF THE SHARE HOLDER	NUMBER OF LOCKED-IN SHARES AS A % OF TOTAL NUMBER OF SHARES (i.e., GRAND TOTAL (A)+(B)+(C) INDICATED IN STATEMENT AT PARA (I) (a) ABOVE)	Promoter / Promoter Group / Public
1	PRESIDENT OF INDIA	394341651	82.1046 Promoters/Promoter Group
	TOTAL	394341651	82.1046

