



# Indowind Energy Ltd

CIN : L40108TN1995PLC032311

E-mail: contact@indowind.com

## (1) (a) Statement Showing Shareholding Pattern

Name of the Company : INDOWIND ENERGY LIMITED

Scrip code : 532894

Name of the Scrip :  
INDOWIND

Class of Security : Equity

Pre - Forfeiture

Shareholding Pattern As on : 30<sup>th</sup> June 2015

Partly paid-up shares

No. Of partly  
paid-up shares

As a % of total  
no. of partly  
paid-up shares

As a % of total no. of  
shares of the company

Held by Promoter/Promoters  
group

0

0.00

0.00

Held by Public

0

0.00

0.00

Total

0

0.00

0.00

Outstanding convertible  
securities

Held by Promoter/Promoters  
group

0

0.00

0.00

Held by Public

0

0.00

0.00

Total

0

0.00

0.00

Warrants

Held by Promoter/Promoters  
group

0

0.00

0.00

Held by Public

0

0.00

0.00

Total

0

0.00

0.00


Total paid-up capital of the  
company assuming full  
conversion of warrants and  
convertible securities

0

89741486

For INDOWIND ENERGY LIMITED

(S. DIRAVIAM)  
Company Secretary





# Indowind Energy Ltd

CIN : L40106TN1995PLC032314  
E-mail : contact@indowind.com


## Statement Showing Shareholding Pattern

Name of the Company :		INDOWIND ENERGY LIMITED						
Scrip Code :		532894	Quarter Ended :		30 <sup>th</sup> June 2015			
Category code	Category of Shareholder	Number of Share holders	Total number of shares	Number of shares held in dematerialized form	Total shareholding as a percentage of total number of shares		Shares pledged or otherwise encumbered	
					As a percentage of (A+B)	As a percentage of (A+B+C)	Number of Shares	As a Percentage (IX) = (VIII)/(IV)* 100
(I)	(II)	(III)	(IV)	(V)	(VI)	(VII)	(VIII)	(IX)
(A)	<b>Promoter and Promoter Group</b>							
1	<b>Indian</b>							
(a)	Individuals / Hindu Undivided Family	3	7797490	7797490	8.69	8.69	0	0.00
(b)	Central Government / State Government(s)	0	0	0	0.00	0.00	0	0.00
(c)	Bodies Corporate	5	27911754	23028600	31.10	31.10	4000000	14.33
(d)	Financial Institutions / Banks	0	0	0	0.00	0.00	0	0.00
(e)	Any Others(Specify)							
	<b>Sub Total (A)(1)</b>	<b>8</b>	<b>35709244</b>	<b>30826090</b>	<b>39.79</b>	<b>39.79</b>	<b>4000000</b>	<b>11.20</b>
2	<b>Foreign</b>							
a	Individuals (Non - Residents Individuals / Foreign Individuals)	1	756000	756000	0.84	0.84	0	0.00
b	Bodies Corporate	0	0	0	0.00	0.00	0	0.00
c	Institutions	0	0	0	0.00	0.00	0	0.00
d	Any Others(Specify)							
	<b>Sub Total(A)(2)</b>	<b>0</b>	<b>0</b>	<b>0</b>	<b>0.00</b>	<b>0.00</b>	<b>0</b>	<b>0.00</b>
	<b>Total Shareholding of Promoter and Promoter Group (A)= (A)(1)+(A)(2)</b>	<b>9</b>	<b>36465244</b>	<b>31582090</b>	<b>40.63</b>	<b>40.63</b>	<b>4000000</b>	<b>10.97</b>


Page 1 of 5

For INDOWIND ENERGY LIMITED

(S. DIRAVIAM)  
Company Secretary



<b>(B)</b>	<b>Public shareholding</b>							
<b>1</b>	<b>Institutions</b>							
(a)	Mutual Funds / UTI	0	0	0	0.00	0.00	0	0.00
(b)	Financial Institutions / Banks	1	225000	225000	0.25	0.25	0	0.00
(c)	Central Government / State Government(s)	0	0	0	0.00	0.00	0	0.00
(d)	Venture Capital Funds	0	0	0	0.00	0.00	0	0.00
(e)	Insurance Companies	0	0	0	0.00	0.00	0	0.00
(f)	Foreign Institutional Investors	0	0	0	0.00	0.00	0	0.00
(g)	Foreign Venture Capital Investors	0	0	0	0.00	0.00	0	0.00
(h)	Any Other (specify)						0	0.00
	<b>Sub-Total (B)(1)</b>	<b>1</b>	<b>225000</b>	<b>225000</b>	<b>0.25</b>	<b>0.25</b>	<b>0</b>	<b>0.00</b>
<b>2</b>	<b>Non-institutions</b>						0	0.00
(a)	Bodies Corporate	444	7825786	7825786	8.72	8.72	0	0.00
(b)	Individuals							
I	Individuals -i. Individual shareholders holding nominal share capital up to Rs 1 lakh	34924	25986052	25984675	28.96	28.96	0	0.00
II	ii. Individual shareholders holding nominal share capital in excess of Rs. 1 lakh.	607	17464427	17464427	19.46	19.46	0	0.00
(c)	Trusts	0	0	0	0.00	0.00	0	0.00
(d)	Any Other (specify)							
(d-i)	Clearing Member	53	223735	223735	0.25	0.25	0	0.00
(d-ii)	NRI (Repat)	300	1512182	1512182	1.68	1.68	0	0.00
(d-iii)	Directors / Relative & Friends	12	39060	6600	0.04	0.04	0	0.00
	<b>Sub-Total (B)(2)</b>	<b>36340</b>	<b>53051242</b>	<b>53017405</b>	<b>59.12</b>	<b>59.12</b>	<b>0</b>	<b>0.00</b>
<b>(B)</b>	<b>Total Public Shareholding (B)= (B)(1)+(B)(2)</b>	<b>36341</b>	<b>53276242</b>	<b>53242405</b>	<b>59.37</b>	<b>59.37</b>	<b>0</b>	<b>0.00</b>
	<b>TOTAL (A)+(B)</b>	<b>36350</b>	<b>89741486</b>	<b>84824495</b>	<b>100.00</b>	<b>100.00</b>	<b>4000000</b>	<b>4.46</b>
<b>(C)</b>	Shares held by Custodians and against which Depository Receipts have been issued							
(c-i)	Promoter and Promoter Group	0	0	0	0.00	0.00	0	0.00
(c-ii)	Public	0	0	0	0.00	0.00	0	0.00
	<b>GRAND TOTAL (A)+(B)+(C)</b>	<b>36350</b>	<b>89741486</b>	<b>84824495</b>	<b>100.00</b>	<b>100.00</b>	<b>4000000</b>	<b>4.46</b>



(I) (b) Statement showing holding of securities (including shares, warrants, convertible securities) of persons belonging to the category Promoter and Promoter Group as on 30<sup>th</sup> June 2015

Sr. No	Name of Shareholder	Total Shares held		Shares pledged or otherwise encumbered			Details of warrants		Details of convertible securities		
		Number	As a % of grand total (A)+(B)+(C)	Number	As a percentage	As a % of grand total (A)+(B)+(C) of sub-clause (I)(a)	Number of warrants held	As a % total number of warrants of the same class	Number of convertible securities held	% w.r.t total number of convertible securities of the same class	Total shares (including underlying shares assuming full conversion of warrants and convertible securities) as a % of diluted share capital
(I)	(II)	(III)	(IV)	(V)	(VI)=(V)/(III)* 100	(VII)	(VIII)	(IX)	(X)	(XI)	(XII)
1	ŠUBUTHI FINANCE LTD	6421765	7.16	0	0.00	0.00	0	0.00	0	0.00	0
2	LOYAL CREDIT & INVESTMENTS LTD	8125348	9.05	4000000	49.23	4.46	0	0.00	0	0.00	0
3	BALA VENCKAT KUTTI	5437495	6.06	0	0.00	0.00	0	0.00	0	0.00	0
4.	K.S.RAVINDRANATH	1784995	1.99	0	0.00	0.00	0	0.00	0	0.00	0
5	IND ECO VENTURES LTD	6145653	6.85	0	0.00	0.00	0	0.00	0	0.00	0
6	MANOHARAN V KUTTI	756000	0.84	0	0.00	0.00	0	0.00	0	0.00	0
7	K B PRATHADEVI	575000	0.64	0	0.00	0.00	0	0.00	0	0.00	0
8	INDUS CAPITAL PVT LTD	495000	0.55	0	0.00	0.00	0	0.00	0	0.00	0
9	SOURA CAPITAL PRIVATE LTD	6723988	7.49	0	0.00	0.00	0	0.00	0	0.00	0
	<b>TOTAL</b>	<b>36465244</b>	<b>40.63</b>	<b>4000000</b>	<b>10.97</b>	<b>4.46</b>	<b>0</b>	<b>0</b>	<b>0.00</b>	<b>0.00</b>	<b>0</b>

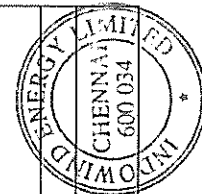
Continuation Sheet

(I) (c) (i) Statement showing holding of securities (including shares, warrants, convertible securities) of persons belonging to the category "Public" and holding more than 1% of the total number of shares as on 30<sup>th</sup> June 2015

Sr. No	Name of the Shareholder	Number of Shares	Shares as a percentage of total number of shares {i.e., Grand Total (A)+(B)+(C) indicated in Statement at Para (I) (a) above}	Total shares (including underlying shares assuming full conversion of warrants and convertible securities) as a % of diluted share capital	% w.r.t. total convertible securities of the same class	Number of warrants held	As a % total number of warrants of the same class	Number of convertible securities held
1	COMMENDAM INVESTMENTS P LTD	3686433	4.11	0	0.00	0	0.00	0
	<b>TOTAL</b>	<b>3686433</b>	<b>4.11</b>	<b>0</b>	<b>0.00</b>	<b>0</b>	<b>0.00</b>	<b>0</b>

(II) (c) (ii) Statement showing holding of securities (including shares, warrants, convertible securities) of persons (together with PAC) belonging to the category "Public" and holding more than 5% of the total number of shares of the Company

SR.NO	Name of the shareholder	AS ON :	Number of shares	Shares as a percentage of total number of shares {i.e., Grand Total (A)+(B)+(C) indicated in Statement at Para (I)(a) above}	Details of warrants	Details of convertible securities	Total shares (including underlying shares assuming full conversion of warrants and convertible securities) as a % of diluted share capital
1	NIL	30/06/2015	0	0.00	Number of warrants held	Number of convertible securities held	% w.r.t. total number of convertible securities of the same class
	<b>TOTAL</b>		<b>0</b>	<b>0.00</b>	<b>0</b>	<b>0</b>	<b>0</b>



(I) (d) Statement showing details of locked in shares as on 30.6.2015

Sr. No.	Name of the shareholder	Category of shareholders (Promoter / Public)	Number of locked-in shares	Locked-in-shares as a percentage of total number of shares {i.e. Grand Total (A)+(B)+(C) indicated in Statement at para (I) (a) above}
1	NIL	NIL	0	0.00
	<b>TOTAL</b>		<b>0</b>	<b>0.00</b>

(II) (a) Statement showing details of Depository Receipts(DRs)

Sr. No.	Type of outstanding DR (ADRs, GDRs, SDRs, etc.)	Number of outstanding DRs	Number of shares underlying outstanding DRs	Shares underlying outstanding DRs as a percentage of total number of shares {i.e., Grad Total (A)+(B)+(C) indicated in Statement at para (I)(a) above}
1	GDR	0	0	0.00
	<b>TOTAL</b>		<b>0</b>	<b>0.00</b>

(II)(b) Statement showing Holding of Depository Receipts (DRs), where underlying shares held by "Promoter / Promoter group" are in excess of 1% of the total number of shares

Sr. No.	Name of the DR Holder	Type of outstanding DR (ADRs, GDRs, SDRs, etc.)	Number of shares underlying outstanding DRs	Shares underlying outstanding DRs as a percentage of total number of shares {i.e., Grand Total (A)+(B)+(C) indicated in Statement at para (I) (a) above}
1	NIL	NIL	0	0.00
	<b>TOTAL</b>		<b>0</b>	<b>0.00</b>

