

Introductory sub-table (I)(a)

Name of the Company: Fusion Fittings (I) Limited

Scrip Code, Name of the scrip, class of security: 531760, Name of the scrip, class of security: Equity


Quarter ended: 30-June-2015

Partly paid-up shares:-	No. of partly paid-up shares	As a % of total no. of partly paid-up shares	As a % of total no. of shares of the company
Held by promoter/promoter group	0		0
Held by public	0		0
Total	0		0

Outstanding convertible securities:-	No. of outstanding securities	As a % of total no. of outstanding convertible securities	As a % of total no. of shares of the company, assuming full conversion of the convertible securities
Held by promoter/promoter group	0		0
Held by public	0		0
Total	0		0

Warrants:-	No. of warrants	As a % of total no. of warrants	As a % of total no. of shares of the company, assuming full conversion of warrants
Held by promoter/promoter group	0		0
Held by public	0		0
Total	0		0


Total paid-up capital of the company, assuming full conversion of warrants and convertible securities
Rs. 29,36,200 comprising of 29,36,200 equity shares of Re. 1/- each



(I) (a) STATEMENT SHOWING SHAREHOLDING PATTERN
 Name of the Company : FUSION FITTING (I) LIMITED
 Scrip Code : .

DATE : 20/07/2015
 Quarter Ended : 30.06.2015


Category Code	Category of shareholder	Number of Shareholders	Total Number of Shares	Number of shares held in dematerialized form	Total Shareholding as a percentage of total no. of shares encumbered % of A+E & of A+B+C Shares &->Tot.	Shares pledged or otherwise encumbered
(A) Shareholding of Promoter and Promoter Group						
(1) Indian						
	(a) Individuals / Hindu Undivided Family	0	0	0	0.00000	0
	(b) Central Government / State Government (s)	0	0	0	0.00000	0
	(c) Bodies Corporate	2	2200400	2200400	74.94040	0
	(d) Financial Institutions / Banks	0	0	0	0.00000	0
	(e) Others	0	0	0	0.00000	0
	Sub-Total (A) (1)	2	2200400	2200400	74.94040	0
(2) Foreign						
	(a) Individuals (NRIs / Foreign Individuals)	0	0	0	0.00000	0
	(b) Bodies Corporate	0	0	0	0.00000	0
	(c) Institutions	0	0	0	0.00000	0
	(d) Qualified Foreign Investor	0	0	0	0.00000	0
	(e) Others	0	0	0	0.00000	0
	(1) Directors & their Relatives	0	0	0	0.00000	0
	Sub-Total (A) (2)	0	0	0	0.00000	0
	Total Shareholding of Prom. & Prom. Grp. (A)=(A) (1)+(A) (2)	2	2200400	2200400	74.94040	0



(I) (a) STATEMENT SHOWING SHAREHOLDING PATTERN
 Name of the Company : FUSION FITTING (I) LIMITED
 Scrip Code :

DATE : 20/07/2015
 Quarter Ended : 30.06.2015


Category	Category of shareholder	Number of Shareholders	Total Number of Shares	Number of shares held in dematerialized form	Total Shareholding as a percentage of total no. of shares encumbered % of A+B & of A+B+C Shares &->Tot.	Shares pledged or otherwise	NA	NA
(B) Public Shareholding							NA	NA
(1) Institutions							NA	NA
	(a) Mutual Funds/ UTI	0	0	0	0.00000	0.00000		
	(b) Financial Institutions / Banks	0	0	0	0.00000	0.00000		
	(c) Central Government / State Government (s)	0	0	0	0.00000	0.00000		
	(d) Venture Capital Funds	0	0	0	0.00000	0.00000		
	(e) Insurance Companies	0	0	0	0.00000	0.00000		
	(f) Foreign Institutional Investors	0	0	0	0.00000	0.00000		
	(g) Foreign Venture Capital Investors	0	0	0	0.00000	0.00000		
	(h) Qualified Foreign Investor	0	0	0	0.00000	0.00000		
	(i) Others							
	(1) Foreign Financial Institutions	0	0	0	0.00000	0.00000		
	(2) Foreign Mutual Fund	0	0	0	0.00000	0.00000		
	Sub-Total (B) (1)	0	0	0	0.00000	0.00000		
(2) Non-institutions							NA	NA
	(a) Bodies Corporate	8	24169	2069	0.82314	0.82314		
	(b) (i) Indiv. hldg. nom. shr. cap.<=Rs. 1 Lakh	574	702589	396886	23.92851	23.92851		
	(ii) Indiv. hldg. nom. shr. cap.> Rs. 1 Lakh	0	0	0	0.00000	0.00000		
	(c) Qualified Foreign Investor							
	(d) Others							
	(1) Trusts	0	0	0	0.00000	0.00000		
	(2) Directors & their Relatives	0	0	0	0.00000	0.00000		
	(3) Foreign Nationals	0	0	0	0.00000	0.00000		
	(4) Non Resident Indians	3	475	475	0.01618	0.01618		
	(5) Hindu Undivided Families	5	8567	8567	0.29177	0.29177		
	Sub-Total (B) (2)	590	735800	407997	25.05960	25.05960		
	Total Public Shareholding	590	735800	407997	25.05960	25.05960	NA	NA
	(B) = (B) (1)+(B) (2)	590	735800	407997	25.05960	25.05960	NA	NA
	TOTAL (A)+(B)	592	2936200	2608397	100.00000	100.00000		
(C) Shares held by Custodians and against which Depository Receipts have been issued							NA	NA
(1) Promoter and Promoter Group		0	0	0	0.00000	0.00000	NA	NA
(2) Public		0	0	0	0.00000	0.00000	NA	NA
GRAND TOTAL (A)+(B)+(C)		592	2936200	2608397	100.00000	100.00000	0	0.00000



(1)(b) Statement showing holding of securities (including shares, warrants, convertible securities) of persons belonging to the category "Promoter and Promoter Group"


Sr. No.	Name of the shareholder	Details of Shares held		Encumbered shares (*)		Details of warrants		Details of convertible securities		Total shares (including underlying shares assuming full conversion of warrants and convertible securities) as a % of diluted share capital
		No. of shares held	As a % of grand total (A)+(B)+(C)	No.	As a percentage of grand total (A)+(B)+(C) of sub-clause (D)(a)	Number of warrants held	As a % total number of warrants of the same class	Number of convertible securities held	As a % total number of convertible securities of the same class	
(i)		(ii)	(iii)	(iv)	(v)	(vi)	(vii)	(viii)	(ix)	(x)
1	VASUNDHRA TECHNOLOGIES (INDIA) PRIVATE LIMITED	1100200	37.47	0	0.00	0	0.00	0	0	0
2	EXPERIENCED HI-TECH CONSULTANCY SERVICES PVT LTD	1100200	37.47	0	0.00	0	0.00	0	0	0
TOTAL		2200400	74.94	0	0.00	0	0.00	0	0	0

(*) The term "encumbrance" has the same meaning as assigned to it in regulation 28(3) of the SAST Regulations, 2011




(D)(c)(i) Statement showing holding of securities (including shares, warrants, convertible securities) of persons belonging to the category "Public" and holding more than 1% of the total number of shares

Sr. No.	Name of the shareholder	Number of shares held	Shares as a percentage of total number of shares {i.e., Grand Total (A)+(B)+(C) indicated in Statement at para (I)(a) above}	Details of warrants		Details of convertible securities		Total shares (including underlying shares assuming full conversion of warrants and convertible securities) as a % of diluted share capital
				Number of warrants held	As a % total number of warrants of the same class	Number of convertible securities held	% w.r.t total number of convertible securities of the same class	
1	V Ramamurthy	75000	2.55	0	0	0	0	2.55
2	P V K Kumar	75000	2.55	0	0	0	0	2.55
3	Hari Krishan Kumar	75000	2.55	0	0	0	0	2.55
4	Chandra Kant Kumar	75000	2.55	0	0	0	0	2.55
5	Chander Bhan Wadhwa	35000	1.19	0	0	0	0	1.19
6	Ramma Bajaj	34000	1.16	0	0	0	0	1.16
	TOTAL	369000	12.57	0	0	0	0	12.57




(D)(c)(ii) Statement showing holding of securities (including shares, warrants, convertible securities) of persons (together with PAC) belonging to the category "Public" and holding more than 5% of the total number of shares of the company

Sr. No.	Name(s) of the shareholder(s) and the Persons Acting in Concert (PAC) with them	Number of shares	Shares as a percentage of total number of shares {i.e., Grand Total (A)+(B)+(C) indicated in Statement at para (D)(a) above}	Details of warrants		Details of convertible securities		Total shares (including underlying shares assuming full conversion of warrants and convertible securities) as a % of diluted share capital
				Number of warrants	As a % total number of warrants of the same class	Number of convertible securities held	% w.r.t total number of convertible securities of the same class	
1								
2								
3								
4								
5								
6					NIL			
7								
8								
9								
10								
TOTAL								




(1)(d) Statement showing details of locked-in shares

Sr. No.	Name of the shareholder	Number of locked-in shares	Locked-in shares as a percentage of total number of shares {i.e., Grand Total (A)+(B)+(C) indicated in Statement at para (1)(a) above}
1			
2			
3			
4			
5		NIL	
6			
7			
8			
9			
TOTAL			



(II)(a) Statement showing details of Depository Receipts (DRs)

Sr. No.	Type of outstanding DR (ADRs, GDRs, SDRs, etc.)	Number of outstanding DRs	Number of shares underlying outstanding DRs	Shares underlying outstanding DRs as a percentage of total number of shares {i.e., Grand Total (A)+(B)+(C) indicated in Statement at para (I)(a) above}
1				
2				
3				
4				
5				
6				
7				
8			NIL	
9				
TOTAL				



(D)(b) Statement showing holding of Depository Receipts (DRs), where underlying shares held by "promoter/promoter group" are in excess of 1% of the total number of shares

Sr. No.	Name of the DR Holder	Type of outstanding DR (ADRs, GDRs, SDRs, etc.)	Number of shares underlying outstanding DRs	Shares underlying outstanding DRs as a percentage of total number of shares {i.e., Grand Total (A)+(B)+(C) indicated in Statement at para (D)(a) above}
1				
2				
3				
4				
5				
6				
7			NIL	
8				
9				
TOTAL				

