



Introductory sub-table (I)(a)

Name of the Company: PHOENIX LAMPS LIMITED			
Scrip Code, Name of the scrip, class of security: 517296, PHOENIXLL, EQUITY			
Quarter ended: 30-06-2015			
<b>Partly paid-up shares:-</b>			
	<b>No. of partly paid-up shares</b>	<b>As a % of total no. of partly paid-up shares</b>	<b>As a % of total no. of shares of the company</b>
Held by promoter/promoter group	0	#DIV/0!	0
Held by public	0	#DIV/0!	0
<b>Total</b>	<b>0</b>	<b>#DIV/0!</b>	<b>0</b>
<b>Outstanding convertible securities:-</b>			
	<b>No. of outstanding securities</b>	<b>As a % of total no. of outstanding convertible securities</b>	<b>As a % of total no. of shares of the company, assuming full conversion of the convertible securities</b>
Held by promoter/promoter group	0	#DIV/0!	0
Held by public	0	#DIV/0!	0
<b>Total</b>	<b>0</b>	<b>#DIV/0!</b>	<b>0</b>
<b>Warrants:-</b>			
	<b>No. of warrants</b>	<b>As a % of total no. of warrants</b>	<b>As a % of total no. of shares of the company, assuming full conversion of warrants</b>
Held by promoter/promoter group	0	#DIV/0!	0
Held by public	0	#DIV/0!	0
<b>Total</b>	<b>0</b>	<b>#DIV/0!</b>	<b>0</b>
<b>Total paid-up capital of the company, assuming full conversion of warrants and convertible securities</b>			
	<b>28019300</b>		<b>100</b>




**Statement Showing Shareholding Pattern**

Category code	Category of Shareholder	Number of Shareholders	Table (I)(a)		Total shareholding as a percentage of total number of shares		Shares Pledged or otherwise encumbered	
			Total number of shares	Number of shares held in dematerialized form	As a percentage of (A+B) <sup>1</sup>	As a percentage of (A+B+C)	Number of shares	As a percentage
			(IV)	(V)	(VI)	(VII)	(VIII)	(IX) = (VIII)/(IV)*100
(A)	<b>Shareholding of Promoter and Promoter</b>							
1	<b>Indian</b>							
(a)	Individuals/ Hindu Undivided Family				0.00	0.00		#DIV/0!
(b)	Central Government/ State Government(s)				0.00	0.00		#DIV/0!
(c)	Bodies Corporate	1	14289843	14289843	#REF!	#REF!		#REF!
(d)	Financial Institutions/ Banks				0.00	0.00		#DIV/0!
(e)	Any Others(Specify)				0.00	0.00		#DIV/0!
(e-i)					0.00	0.00		#DIV/0!
(e-ii)					0.00	0.00		#DIV/0!
	<b>Sub Total(A)(1)</b>	<b>1</b>	<b>14289843</b>	<b>14289843</b>	<b>51.00</b>	<b>51.00</b>	<b>0</b>	<b>0.00</b>
2	<b>Foreign</b>							
a	Individuals (Non-Residents Individuals/ Foreign Individuals)				0.00	0.00		#DIV/0!
b	Bodies Corporate				0.00	0.00		#DIV/0!
c	Institutions				0.00	0.00		#DIV/0!
d	Qualified Foreign Investor				0.00	0.00		#DIV/0!
e	Any Others(Specify)				0.00	0.00		#DIV/0!
e-i					0.00	0.00		#DIV/0!
e-ii								
	<b>Sub Total(A)(2)</b>	<b>0</b>	<b>0</b>	<b>0</b>	<b>0.00</b>	<b>0.00</b>	<b>0</b>	<b>#DIV/0!</b>
	<b>Total Shareholding of Promoter and</b>	<b>1</b>	<b>14289843</b>	<b>14289843</b>	<b>51.00</b>	<b>51.00</b>	<b>0</b>	<b>0.00</b>
(B)	<b>Public shareholding</b>							
1	<b>Institutions</b>							
(a)	Mutual Funds/ UTI	7	4000	0	0.01	0.01		
(b)	Financial Institutions/ Banks	3	17537	17537	0.06	0.06	16837	
(c)	Central Government/ State Government(s)				0.00	0.00		
(d)	Venture Capital Funds				0.00	0.00		
(e)	Insurance Companies				0.00	0.00		
(f)	Foreign Institutional Investors	4	688432	688432	2.46	2.46		
(g)	Foreign Venture Capital Investors				0.00	0.00		
(h)	Qualified Foreign Investor				0.00	0.00		
(i)	Any Other (specify)				0.00	0.00		
(i-ii)					0.00	0.00		
(i-ii)								
	<b>Sub-Total (B)(1)</b>	<b>14</b>	<b>709969</b>	<b>705969</b>	<b>2.53</b>	<b>2.53</b>	<b>16837</b>	
B 2	<b>Non-institutions</b>							
(a)	Bodies Corporate	490	4886500	4862100	17.44	17.44	73826	
(b)	Individuals				0.00	0.00		




I	Individuals -i. Individual shareholders holding nominal share capital up to Rs 1 lakh	22768	5997652	4495869	21.41	21.41	49887	
II	ii. Individual shareholders holding nominal share capital in excess of Rs. 1 lakh.	68	1567191	1533991	5.59	5.59		
(c)	Qualified Foreign Investor				0.00	0.00		
(d)	Any Other (specify)				0.00	0.00		
(d-i)	NRI's	257	568145	568145	2.03	2.03		
(d-ii)								
	<b>Sub-Total (B)(2)</b>	<b>23583</b>	<b>13019488</b>	<b>11460105</b>	<b>46.47</b>	<b>46.47</b>	<b>123713</b>	
(B)	<b>Total Public Shareholding (B)= (B)(1)+(B)(2)</b>	<b>23597</b>	<b>13729457</b>	<b>12166074</b>	<b>49.00</b>	<b>49.00</b>		
	<b>TOTAL (A)+(B)</b>	<b>23598</b>	<b>28019300</b>	<b>26455917</b>	<b>100.00</b>	<b>100.00</b>	<b>140550</b>	
(C)	Shares held by Custodians and against which Depository Receipts have been issued							
1	Promoter and Promoter Group					0.00		#DIV/0!
2	Public					0.00		
	<b>Sub-Total (C)</b>	<b>0</b>	<b>0</b>	<b>0</b>		<b>0</b>	<b>0</b>	
	<b>GRAND TOTAL (A)+(B)+(C)</b>	<b>23598</b>	<b>28019300</b>	<b>26455917</b>		<b>100.00</b>	<b>140550</b>	<b>0.50</b>



*[Handwritten signature]*


Sr.No	Notes
1	Nil
2	
3	
4	
5	
6	
7	
8	
9	



(I)(b) Statement showing holding of securities (including shares, warrants, convertible securities) of persons belonging to the category "Promoter and Promoter Group"

Sr.	Name of the shareholder	Details of Shares held		Encumbered shares (*)			Details of warrants		Details of convertible securities		Total shares (including underlying shares assuming full conversion of warrants and convertible securities) as a % of diluted share capital
		Number of shares held	As a % of grand total (A)+(B)+(C)	No.	As a percentage	As a % of grand total (A)+(B)+(C) of sub-clause (I)(a)	Number of warrants held	As a % total number of warrants of the same class	Number of convertible securities held	As a % total number of convertible securities of the same class	
(I)	(II)	(III)	(IV)	(V)	(VI)=(V)/(III)*100	(VII)	(VIII)	(IX)	(X)	(XI)	(XII)
1	SUPRAJIT ENJ	14289843	51.00		0.00	0.00	0	#DIV/0!	0	#DIV/0!	
2			0.00		#DIV/0!	0.00		#DIV/0!		#DIV/0!	
3			0.00		#DIV/0!	0.00		#DIV/0!		#DIV/0!	
4			0.00		#DIV/0!	0.00		#DIV/0!		#DIV/0!	
5			0.00		#DIV/0!	0.00		#DIV/0!		#DIV/0!	
6			0.00		#DIV/0!	0.00		#DIV/0!		#DIV/0!	
7			0.00		#DIV/0!	0.00		#DIV/0!		#DIV/0!	
8			0.00		#DIV/0!	0.00		#DIV/0!		#DIV/0!	
9			0.00		#DIV/0!	0.00		#DIV/0!		#DIV/0!	
10			0.00		#DIV/0!	0.00		#DIV/0!		#DIV/0!	
11			0.00		#DIV/0!	0.00		#DIV/0!		#DIV/0!	
<b>TOTAL</b>		<b>14289843</b>	<b>51.00</b>	<b>0</b>	<b>0.00</b>	<b>0.00</b>	<b>0</b>	<b>#DIV/0!</b>	<b>0</b>	<b>#DIV/0!</b>	<b>0</b>

(\*) The term "encumbrance" has the same meaning as assigned to it in regulation 28(3) of the SAST Regulations, 2011








(I)(d) Statement showing details of locked-in shares


Sr. No.	Name of the shareholder	Number of locked-in shares	Locked-in shares as a percentage of total number of shares {i.e., Grand Total (A)+(B)+(C) indicated in Statement at para (I)(a) above}
1			0.00
2			0.00
3			0.00
4			0.00
5			0.00
6			0.00
7			0.00
8			0.00
9			0.00
<b>TOTAL</b>		<b>0</b>	<b>0.00</b>





(II)(a) Statement showing details of Depository Receipts (DRs)

Sr. No.	Type of outstanding DR (ADRs, GDRs, SDRs, etc.)	Number of outstanding DRs	Number of shares underlying outstanding DRs	Shares underlying outstanding DRs as a percentage of total number of shares (i.e., Grand Total (A)+(B)+(C) indicated in Statement at para (I)(a) above)
1				0.00
2				0.00
3				0.00
4				0.00
5				0.00
6				0.00
7				0.00
8				0.00
9				0.00
<b>TOTAL</b>		<b>0</b>	<b>0</b>	<b>0.00</b>



*[Handwritten signature]*

