

EXELON

Infrastructure Limited

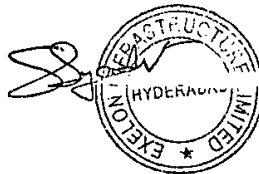
Statement Showing Shareholding Pattern

Table (I)(a)

Name of the Company: EXELON INFRASTRUCTURES LIMITED

Quarter ended: 30th June, 2014


Category Code	Category of Shareholder	Number of Shareholders	Total number of shares	Number of shares held in dematerialized form	Total shareholding as a percentage of total number of shares		Shares Pledged or otherwise encumbered	
					As a percentage of (A+B) ¹	As a percentage of (A+B+C)	Number of shares	As a percentage ((S)/(A+B+C))*100
(I)	(II)	(III)	(IV)	(V)	(VI)	(VII)	(VIII)	(IX)
(A)	Shareholding of Promoter and Promoter Group ²							
1	Indian							
(a)	Individuals/ Hindu Undivided Family	0	0	0	0.00	0.00	0	#DIV/0!
(b)	Central Government/ State Government(s)				0.00	0.00		
(c)	Bodies Corporate	1	1214000	1214000	9.10	9.10	0	0.00
(d)	Financial Institutions/ Banks				0.00	0.00		
(e)	Any Others (Specify)				0.00	0.00		
(e-i)					0.00	0.00		
(e-ii)					0.00	0.00		
	Sub Total (AX1)	1	1214000	1214000	9.10	9.10	0	0.00
2	Foreign							
a	Individuals (Non-Residents Individuals/ Foreign Individuals)				0.00	0.00		
b	Bodies Corporate				0.00	0.00		
c	Institutions				0.00	0.00		
d	Any Others (Specify)				0.00	0.00		
d-i					0.00	0.00		
d-ii					0.00	0.00		
	Sub Total (AX2)	0	0	0	0.00	0.00	0	
	Total Shareholding of Promoter and Promoter Group (A) = (A)(1)+(A)(2)	1	1214000	1214000	9.10	9.10	0	0.00
(B)	Public shareholding							
1	Institutions							
(a)	Mutual Funds/ UTI	0	0	0	0.00	0.00		
(b)	Financial Institutions/ Banks	0	0	0	0.00	0.00		
(c)	Central Government/ State Government(s)				0.00	0.00		
(d)	Venture Capital Funds				0.00	0.00		
(e)	Insurance Companies				0.00	0.00		
(f)	Foreign Institutional Investors	0	0	0	0.00	0.00		
(g)	Foreign Venture Capital Investors				0.00	0.00		
(h)	Any Other (specify)				0.00	0.00		
(h-i)					0.00	0.00		
(h-ii)					0.00	0.00		
	Sub-Total (BW1)	0	0	0	0.00	0.00		
B 2	Non-Institutions							
(a)	Bodies Corporate	76	1787580	1786380	13.40	13.40	257320	14.59
(b)	Individuals							
I	Individuals - i. Individual shareholders holding nominal share capital up to Rs 1 lakh	2097	3368120	2912180	25.25	25.25		
II	ii. Individual shareholders holding nominal share capital in excess of Rs. 1 lakh.	71	6775691	6775691	50.80	50.80		
(c)	Any Other (NRFS)	4	24270	24270	0.18	0.18		
(e-i)	Any Other (Clearing Member)	12	27939	27939	0.21	0.21		
(e-ii)	Any Other (Trust)	1	140000	140000	1.05	1.05		
	Sub-Total (BW2)	2261	12123600	11666460	90.90	90.90	257320	
(B)	Total Public Shareholding (B) = (B)(1)+(B)(2)	2261	12123600	11666460	90.90	90.90	257320	
	TOTAL (A)+(B)	2262	13337600	12880460	100.00	100.00	257320	
(C)	Shares held by Custodians and against which Depository Receipts have been issued							
1	Promoter and Promoter Group					0.00		
2	Public					0.00	0	
	Sub-Total (C)	0	0	0		0.00		
	GRAND TOTAL (A)+(B)+(C)	2262	13337600	12880460		100.00	257320	1.93




Regd. Office : #101 A Wing, Bhomi Utsav Apartment, Beside Kala Hanuman Temple, MG Road, Kandivali (W), Mumbai, Maharashtra.
 Corporate Office : 8-2-269/W/3, Plot No.3, "Sai Teja", 2nd Floor, Street No. 8, Woman's Co-operative Society, Road No. 2, Banjara Hills, Hyderabad-500034. Tel: +91 - 40 - 64546496 / 97. E-mail : info@exeloninfra.com

Introductory sub-table (I)(a)

Name of the Company: EXELON INFRASTRUCTURES LIMITED			
Scrip Code, Name of the scrip, class of security:			
Quarter ended: 30th June, 2014			
Partly paid-up shares:-			
	No. of partly paid-up shares	As a % of total no. of partly paid-up shares	As a % of total no. of shares of the company
Held by promoter/promoter group	0	#DIV/0!	0
Held by public	0	#DIV/0!	0
Total - D	0	#DIV/0!	0
Outstanding convertible securities:-			
	No. of outstanding securities	As a % of total no. of outstanding convertible securities	As a % of total no. of shares of the company, assuming full conversion of the convertible securities
Held by promoter/promoter group	0	#DIV/0!	0
Held by public	0	#DIV/0!	0
Total - E	0	#DIV/0!	0
Warrants:-			
	No. of warrants	As a % of total no. of warrants	As a % of total no. of shares of the company, assuming full conversion of warrants
Held by promoter/promoter group	0	#DIV/0!	0
Held by public	0	#DIV/0!	0
Total - F	0	#DIV/0!	0
Total paid-up capital of the company, assuming full conversion of warrants and convertible securities (Grand Total (A+B+C)+ D+E+F)		13337600	100




Sr.No	Notes
1	
2	
3	
4	
5	
6	
7	
8	
9	




(D)(b) Statement showing holding of securities (including shares, warrants, convertible securities) of persons belonging to the category "Promoter and Promoter Group" as on 30th June 2014

Sr. No.	Name of the shareholder	Total shares held		Shares pledged or otherwise encumbered			Details of warrants		Details of convertible securities		Total shares (including underlying shares assuming full conversion of warrants and convertible securities) as a % of diluted share capital
		Number of shares	As a % of grand total (A)+(B)+(C)	Number	As a percentage	As a % of grand total (A)+(B)+(C) of sub-clause (I)(a)	Number of warrants held	As a % total number of warrants of the same class	Number of convertible securities held	As a % total number of convertible securities of the same class	
(i)	(ii)	(iii)	(iv)	(v)	(vi)=(v)/(iii)*100	(vii)	(viii)	(ix)	(x)	(xi)	(xii)
1	CEMENTEX (INDIA) PRIVATE LIMITED	1214000	9.10	0	0.00	0.00	0	0.00	0	0.00	9.10
TOTAL		1214000	9.10	0	0.00	0.00	0	0.00	0	0.00	9.10




(I)(c)(I) Statement showing holding of securities (including shares, warrants, convertible securities) of persons belonging to the category "Public" and holding more than 1% of the total number of shares as on 30th June, 2014.

Sr. No.	Name of the shareholder	Number of shares	Share as a percentage of total number of shares (i.e., Grand Total (A)+(B)+(C) indicated in Statement at para (I)(a) above)	Detail of warrants		Details of convertible securities		Total shares (including underlying shares assuming full conversion of warrants and convertible securities as a % of diluted share capital)
				Number of warrants held	As a % total number of warrants of the same class	Number of convertible securities held	% w.r.t total number of convertible securities of the same class	
1	MARUPUDI SRINIVASA RAO	1190000	8.92	0	0.00	0	0.00	8.92
2	SSJ FINANCE & SECURITIES PVT. LTD.	570586	4.28	0	0.00	0	0.00	4.28
3	DBFS FINANCE & LEASING(INDIA) LIMITED	534799	4.01	0	0.00	0	0.00	4.01
4	SHAIK BASHA	433288	3.25	0	0.00	0	0.00	3.25
5	AVANI KAUSHIK KANAKIA	378000	2.83	0	0.00	0	0.00	2.83
6	HITEN VALLABHJI HARIA	373000	2.80	0	0.00	0	0.00	2.80
7	ARCADIA SHARE & STOCK BROKERS PVT LTD	257327	1.93	0	0.00	0	0.00	1.93
8	SHARADBHAI GHANSHYAMBHAI MEHTA	250000	1.87	0	0.00	0	0.00	1.87
9	AMRIT L. GANDHI (HUF)	192000	1.44	0	0.00	0	0.00	1.44
10	SHAIK SHEHNAZ BEGUM	182408	1.37	0	0.00	0	0.00	1.37
11	SEEMA A. GANDHI	177000	1.33	0	0.00	0	0.00	1.33
12	DIVYESH HARISH SURANA	169259	1.27	0	0.00	0	0.00	1.27
13	UKIBAI L. GANDHI	146536	1.10	0	0.00	0	0.00	1.10
14	KETAN GUNVANTRAI MEHTA	141630	1.06	0	0.00	0	0.00	1.06
15	MADAN PALIWAL (MIRAJ) FAMILY FOUNDATION	140000	1.05	0	0.00	0	0.00	1.05
TOTAL		5135835	38.51	0	0.00	0	0.00	38.51




Xc)(ii) Statement showing holding of securities (including shares, warrants, convertible securities) of persons (together with belonging to the category PAC) belonging to the category "Public" and holding more than 5% of the total number of shares as on 30th June, 2014

r. No.	Name of the shareholder	Number of shares	Shares as a percentage of total number of shares (i.e., Grand Total (A)+(B)+(C) Indicated in Statement at para (i)(a) above)	Detail of warrants		Details of convertible securities		Total shares (including underlying shares assuming full conversion of warrants and convertible securities as a % of diluted share capital)
				Number of warrants held	As a % total number of warrants of the same class	Number of convertible securities held	% w.r.t total number of convertible securities of the same class	
1	MARUPLDI SRINIVASA RAO	1190000	8.92	0	0.00	0	0.00	8.92
			0.00		0.00		0.00	0.00
TOTAL		1190000	8.92	0	0.00	0	0.00	8.92




(I)(d) Statement showing details of locked-in shares as on 30th June, 2014

Sr. No.	Name of the shareholder	Number of locked-in shares	Locked-in shares as a percentage of total number of shares (i.e., Grand Total (A)+(B)+(C) indicated in Statement at para (I)(a) above)
1		0	0.00
2		0	0.00
3		0	0.00
4	NIL	0	0.00
			0.00
			0.00
TOTAL		0	0.00



(II)(a) Statement showing details of Depository Receipts (DRs) as on 30th June, 2014

Sr. No.	Type of outstanding DR (ADRs, GDRs, SDRs, etc.)	Number of outstanding DRs	Number of shares underlying outstanding DRs	Shares underlying outstanding DRs as a percentage of total number of shares (i.e., Grand Total (A)+(B)+(C) indicated in Statement at para (I)(a) above)
1				
2				0.00
3				0.00
4				0.00
5				0.00
6	NIL	NIL	0	0.00
7				0.00
8				0.00
9				0.00
				0.00
				0.00
				0.00
				0.00
TOTAL		0	0	0.00



(II)(b) Statement showing holding of Depository Receipts (DRs), where underlying shares held by "promoter/promoter group" are in excess of 1% of the total number of shares as on 30th June, 2014

Sr. No.	Name of the DR Holder	Type of outstanding DR (ADRs, GDRs, SDRs, etc.)	Number of shares underlying outstanding DRs	Shares underlying outstanding DRs as a percentage of total number of shares (i.e., Grand Total (A)+(B)+(C) indicated in Statement at para (I)(a) above)
1				0.00
2				0.00
3				0.00
4				0.00
5				0.00
6				0.00
7	NIL	NIL	0	0.00
8				0.00
9				0.00
				0.00
				0.00
				0.00
TOTAL			0	0.00

