



Introductory sub-table (I)(a)			
Name of the Company: Everonn Education Limited		30th September 2014	
Scrip Code: 532876	Symbol-EVERONN	Class of security: Equity	
<b>Partly paid-up shares:-</b>	<b>No. of partly paid-up shares</b>	<b>As a % of total no. of partly paid-up shares</b>	<b>As a % of total no. of shares of the company</b>
Held by promoter/promoter group	NIL	NIL	NIL
Held by public	NIL	NIL	NIL
<b>Total - D</b>	NIL	NIL	NIL
<b>Outstanding convertible securities:-</b>	<b>No. of outstanding securities</b>	<b>As a % of total no. of outstanding convertible securities</b>	<b>As a % of total no. of shares of the company, assuming full conversion of the convertible securities</b>
Held by promoter/promoter group	NIL	NIL	NIL
Held by public	NIL	NIL	NIL
<b>Total - E</b>	NIL	NIL	NIL
<b>Warrants:-</b>	<b>No. of warrants</b>	<b>As a % of total no. of warrants</b>	<b>As a % of total no. of shares of the company, assuming full conversion of warrants</b>
Held by promoter/promoter group			
Held by public	NIL	NIL	NIL
<b>Total - F</b>	NIL	NIL	NIL
<b>Total paid-up capital of the company, assuming full conversion of warrants and convertible securities</b>	<b>24,052,414</b>		



Statement Showing Shareholding Pattern									
Name of the Company :		EVERONN EDUCATION LIMITED							
Scrip Code: 532876							Symbol: EVERONN		
			Table (I)(a)						
Category code	Category of Shareholder	Number of Shareholders	Total number of shares	Number of shares held in dematerialized form	Total shareholding as a percentage of total number of shares		Shares Pledged or otherwise encumbered		
					As a percentage of (A+B)1	As a percentage of (A+B+C)	Number of shares	As a percentage (IX)= (VIII)/(IV)*100	
(I)	(II)	(III)	(IV)	(V)	(VI)	(VII)	(VIII)	(IX)= (VIII)/(IV)*100	
<b>(A)</b>	<b>Shareholding of Promoter and Promoter Group<sup>2</sup></b>								
<b>1</b>	<b>Indian</b>								
(a)	Individuals/ Hindu Undivided Family	-	-	-	-	-	-	-	
(b)	Central Government/ State Government(s)	-	-	-	-	-	-	-	
(c)	Bodies Corporate	2	7,275,606	7,275,606	30.25	30.25	4,290,000	58.96	
(d)	Financial Institutions/ Banks	-	-	-	-	-	-	-	
(e)	Any Others(Specify)	-	-	-	-	-	-	-	
(e-i)									
(e-ii)									
	<b>Sub Total(A)(1)</b>	<b>2</b>	<b>7,275,606</b>	<b>7,275,606</b>	<b>30.25</b>	<b>30.25</b>	<b>4,290,000</b>	<b>58.96</b>	
<b>2</b>	<b>Foreign</b>								
a	Individuals (Non-Residents Individuals/ Foreign Individuals)	2	1,204,071	1,204,071	5.01	5.01	0.00	0.00	
b	Bodies Corporate	2	7,112,082	7,112,082	29.57	29.57	0.00	0.00	
c	Institutions	-	-	-	-	-	-	-	
d	Any Others(Specify)	-	-	-	-	-	-	-	
	<b>Sub Total(A)(2)</b>	<b>4</b>	<b>8,316,153</b>	<b>8,316,153</b>	<b>34.58</b>	<b>34.58</b>	<b>0.00</b>	<b>0.00</b>	
	<b>Total Shareholding of Promoter and Promoter Group (A)= (A)(1)+(A)(2)</b>	<b>6</b>	<b>15,591,759</b>	<b>15,591,759</b>	<b>64.82</b>	<b>64.82</b>	<b>4,290,000</b>	<b>27.51</b>	




<b>(B)</b>	<b>Public shareholding</b>							
<b>1</b>	<b>Institutions</b>							
(a)	Mutual Funds/ UTI	-	-	-	-	-	-	-
(b)	Financial Institutions / Banks	2	369,501	369,501	1.54	1.54	0.00	0.00
(c)	Central Government/ State Government(s)	-	-	-	-	-	-	-
(d)	Venture Capital Funds	-	-	-	-	-	-	-
(e)	Insurance Companies	-	-	-	-	-	-	-
(f)	Foreign Institutional Investors	2	332,788	332,788	1.38	1.38	0.00	0.00
(g)	Foreign Venture Capital Investors	-	-	-	-	-	-	-
(h)	Any Other (specify)	-	-	-	-	-	-	-
	<b>Sub-Total (B)(1)</b>	<b>4</b>	<b>702,289</b>	<b>702,289</b>	<b>2.92</b>	<b>2.92</b>	<b>0.00</b>	<b>0.00</b>
<b>B 2</b>	<b>Non-institutions</b>							
(a)	Bodies Corporate*	582	1,133,454	1,133,454	4.71	4.71	0.00	0.00
(b)	Individuals							
I	Individuals -i. Individual shareholders holding nominal share capital up to Rs 1 lakh	35,576	5,005,915	5,005,208	20.81	20.81	0.00	0.00
II	ii. Individual shareholders holding nominal share capital in excess of Rs. 1 lakh.	21	879,796	879,796	3.66	3.66	0.00	0.00
(c)	Any Other (specify)							
(c-i)	Clearing members	50	21,869	21,869	0.09	0.09	0.00	0.00
(c-ii)	Foreign Nationals	1	1,000	1,000	0.00	0.00	0.00	0.00
(c-iii)	Trusts	2	149	149	0.00	0.00	0.00	0.00
(c-iv)	HUF	957	287,510	287,510	1.20	1.20	0.00	0.00
(c-v)	Non resident indians	297	197,515	197,515	0.82	0.82	0.00	0.00
(c-vii)	Everonn Education Ltd - Unclaimed Securities Suspense Account	1	600	600	0.00	0.00	0.00	0.00
(c-viii)	Other Foreign Investors	1	230,558	230,558	0.96	0.96	0.00	0.00
	<b>Sub-Total (B)(2)</b>	<b>37,488</b>	<b>7,758,366</b>	<b>7,757,659</b>	<b>32.26</b>	<b>32.26</b>	<b>0.00</b>	<b>0.00</b>
<b>(B)</b>	<b>Total Public Shareholding (B)= (B)(1)+(B)(2)</b>	<b>37,492</b>	<b>8,460,655</b>	<b>8,459,948</b>	<b>35.18</b>	<b>35.18</b>	<b>0</b>	<b>0</b>
	<b>TOTAL (A)+(B)</b>	<b>37,498</b>	<b>24,052,414</b>	<b>24,051,707</b>	<b>100.00</b>	<b>100.00</b>	<b>4,290,000</b>	<b>17.84</b>
<b>(C)</b>	<b>Shares held by Custodians and against which Depository Receipts have been issued</b>							
1	Promoter and Promoter Group	-	-	-	-	-	-	-
2	Public	-	-	-	-	-	-	-
	<b>Sub-Total (C)</b>	<b>-</b>	<b>-</b>	<b>-</b>	<b>-</b>	<b>-</b>	<b>-</b>	<b>-</b>
	<b>GRAND TOTAL (A)+(B)+(C)</b>	<b>37,498</b>	<b>24,052,414</b>	<b>24,051,707</b>	<b>100.00</b>	<b>100.00</b>	<b>4,290,000</b>	<b>17.84</b>



<b>(D)(b) Statement showing holding of securities (including shares, warrants, convertible securities) of persons belonging to the category "Promoter and Promoter Group"</b>											
Sr. No.	Name of the shareholder	Details of Shares held		Encumbered shares (*)			Details of warrants		Details of convertible securities		Total shares (including underlying shares assuming full conversion of warrants and convertible securities) as a % of diluted share capital#
		Number of shares held	As a % of grand total (A)+(B)+(C)	No.	As a percentage	As a % of grand total (A)+(B)+(C) of sub-clause (I)(a)	Number of warrants held	As a % total number of warrants of the same class	Number of convertible securities held	As a % total number of convertible securities of the same class	
(i)	(ii)	(iii)	(iv)	(v)	(vi)=(v)/(iii)*100	(vii)	(viii)	(ix)	(x)	(xi)	(xii)
1	Varkey Group Limited	2,618,120	10.89	-	-	-	-	-	-	-	10.89
2	Gems Education Asia 1 Limited	4,493,962	18.68	-	-	-	-	-	-	-	18.68
3	The Concorde Residential Schools (Kerala) Private Limited	3,275,606	13.62	1,090,000	33.28	4.53	-	-	-	-	18.16
4	SKIL Infrastructure Ltd	4,000,000	16.63	3,200,000	80.00	13.30	-	-	-	-	16.63
5	Sunny Varkey	626,384	2.60	-	-	-	-	-	-	-	2.60
6	Sherly Varkey	577,687	2.40	-	-	-	-	-	-	-	2.40
	<b>TOTAL</b>	<b>15,591,759</b>	<b>64.82</b>	<b>4,290,000</b>	<b>27.51</b>	<b>17.84</b>	-	-	-	-	<b>69.36</b>

(\* The term "encumbrance" has the same meaning as assigned to it in regulation 28(3) of the SAST Regulations, 2011


<b>(D)(c)(i) Statement showing holding of securities (including shares, warrants, convertible securities) of persons belonging to the category "Public" and holding more than 1% of the total number of shares</b>								
Sr. No.	Name of the shareholder	Number of shares held	Shares as a percentage of total number of shares {i.e., Grand Total (A)+(B)+(C) indicated in Statement at para (D)(a) above}	Details of warrants		Details of convertible securities		Total shares (including underlying shares assuming full conversion of warrants and convertible securities) as a % of diluted share capital
				Number of warrants held	As a % total number of warrants of the same class	Number of convertible securities held	% w.r.t total number of convertible securities of the same class	
1	P. K. PADMANABHAN	462,000	1.92	-	-	-	-	1.92
2	ICICI BANK LTD	368,301	1.53					1.53
3	MORGAN STANLEY ASIA (SINGAPORE) PTE.	252,788	1.05					1.05
	<b>TOTAL</b>	<b>1,083,089</b>	<b>4.50</b>	-	-	-	-	<b>4.50</b>



<b>(I)(c)(ii) Statement showing holding of securities (including shares, warrants, convertible securities) of persons (together with PAC) belonging to the category "Public" and holding more than 5% of the total number of shares of the company</b>								
Sr. No.	Name(s) of the shareholder(s) and the Persons Acting in Concert (PAC) with them	Number of shares	Shares as a percentage of total number of shares {i.e., Grand Total (A)+(B)+(C) indicated in Statement at para (I)(a) above}	Details of warrants		Details of convertible securities		Total shares (including underlying shares assuming full conversion of warrants and convertible securities) as a % of diluted share capital
				Number of warrants	As a % total number of warrants of the same class	Number of convertible securities held	% w.r.t total number of convertible securities of the same class	

Note:

<b>(I)(d) Statement showing details of locked-in shares</b>			
Sr. No.	Name of the shareholder	Number of locked-in shares	Locked-in shares as a percentage of total number of shares {i.e., Grand Total (A)+(B)+(C) indicated in Statement at para (I)(a) above}
1	Varkey Group Limited	582,462	2.42
2	The Concorde Residential Schools (Kerala) Private Limited	2,185,606	9.09
<b>TOTAL</b>		<b>2,768,068</b>	<b>11.51</b>



**(II)(a) Statement showing details of Depository Receipts (DRs)**

Sr. No.	Type of outstanding DR (ADRs, GDRs, SDRs, etc.)	Number of outstanding DRs	Number of shares underlying outstanding DRs	Shares underlying outstanding DRs as a percentage of total number of shares {i.e., Grand Total (A)+(B)+(C) indicated in Statement at para (I)(a) above}
1	NIL	-	-	-
<b>TOTAL</b>		-	-	-

**(II)(b) Statement showing holding of Depository Receipts (DRs), where underlying shares held by "promoter/promoter group" are in excess of 1% of the total number of shares**

Sr. No.	Name of the DR Holder	Type of outstanding DR (ADRs, GDRs, SDRs, etc.)	Number of shares underlying outstanding DRs	Shares underlying outstanding DRs as a percentage of total number of shares {i.e., Grand Total (A)+(B)+(C) indicated in Statement at para (I)(a) above}
1	NIL	-	-	-
<b>TOTAL</b>		-	-	-

