

Introductory sub-table (I)(a)			
Name of the Company: Everonn Education Limited		31st March 2015	
Scrip Code: 532876	Symbol-EVERONN	Class of security: Equity	
Partly paid-up shares:-	No. of partly paid-up shares	As a % of total no. of partly paid-up shares	As a % of total no. of shares of the company
Held by promoter/promoter group	NIL	NIL	NIL
Held by public	NIL	NIL	NIL
Total - D	NIL	NIL	NIL
Outstanding convertible securities:-	No. of outstanding securities	As a % of total no. of outstanding convertible securities	As a % of total no. of shares of the company, assuming full conversion of the convertible securities
Held by promoter/promoter group	NIL	NIL	NIL
Held by public	NIL	NIL	NIL
Total - E	NIL	NIL	NIL
Warrants:-	No. of warrants	As a % of total no. of warrants	As a % of total no. of shares of the company, assuming full conversion of warrants
Held by promoter/promoter group			
Held by public	NIL	NIL	NIL
Total - F	NIL	NIL	NIL
Total paid-up capital of the company, assuming full conversion of warrants and convertible securities			24,052,414



Statement Showing Shareholding Pattern									
Name of the Company :		EVERONN EDUCATION LIMITED							
Scrip Code: 532876							Symbol: EVERONN		
			Table (I)(a)						
Category code	Category of Shareholder	Number of Shareholders	Total number of shares	Number of shares held in dematerialized form	Total shareholding as a percentage of total number of shares		Shares Pledged or otherwise encumbered		
					As a percentage of (A+B)1	As a percentage of (A+B+C)	Number of shares	As a percentage (IX)= (VIII)/(IV)*100	
(I)	(II)	(III)	(IV)	(V)	(VI)	(VII)	(VIII)	(IX)	
(A)	Shareholding of Promoter and Promoter Group²								
1	Indian								
(a)	Individuals/ Hindu Undivided Family	-	-	-	-	-	-	-	
(b)	Central Government/ State Government(s)	-	-	-	-	-	-	-	
(c)	Bodies Corporate	2	6,632,197	6,632,197	27.57	27.57	6,632,197	100.00	
(d)	Financial Institutions/ Banks	-	-	-	-	-	-	-	
(e)	Any Others(Specify)	-	-	-	-	-	-	-	
(e-i)					-	-	-	-	
(e-ii)									
	Sub Total(A)(1)	2	6,632,197	6,632,197	27.57	27.57	6,632,197	100.00	
2	Foreign								
a	Individuals (Non-Residents Individuals/ Foreign Individuals)	2	1,204,071	1,204,071	5.01	5.01	0.00	0.00	
b	Bodies Corporate	2	7,112,082	7,112,082	29.57	29.57	0.00	0.00	
c	Institutions	-	-	-	-	-	-	-	
d	Any Others(Specify)	-	-	-	-	-	-	-	
	Sub Total(A)(2)	4	8,316,153	8,316,153	34.58	34.58	0.00	0.00	
	Total Shareholding of Promoter and Promoter Group (A)= (A)(1)+(A)(2)	6	14,948,350	14,948,350	62.15	62.15	6,632,197	44.37	



(B)	Public shareholding								
1	Institutions								
(a)	Mutual Funds/ UTI	-	-	-	-	-	-	-	-
(b)	Financial Institutions / Banks	2	369,501	369,501	1.54	1.54	0.00	0.00	
(c)	Central Government/ State Government(s)	-	-	-	-	-	-	-	-
(d)	Venture Capital Funds	-	-	-	-	-	-	-	-
(e)	Insurance Companies	-	-	-	-	-	-	-	-
(f)	Foreign Institutional Investors	2	177,788	177,788	0.74	0.74	0.00	0.00	
(g)	Foreign Venture Capital Investors	-	-	-	-	-	-	-	-
(h)	Any Other (specify)	-	-	-	-	-	-	-	-
	Sub-Total (B)(1)	4	547,289	547,289	2.28	2.28	0.00	0.00	
B 2	Non-institutions								
(a)	Bodies Corporate*	535	1,265,335	1,265,335	5.26	5.26	0.00	0.00	
(b)	Individuals								
I	Individuals -i. Individual shareholders holding nominal share capital up to Rs 1 lakh	34,383	5,555,178	5,554,471	23.10	23.10	0.00	0.00	
II	ii. Individual shareholders holding nominal share capital in excess of Rs. 1 lakh.	33	1,059,511	1,059,511	4.41	4.41	0.00	0.00	
(c)	Any Other (specify)								
(c-i)	Clearing members	50	154,027	154,027	0.64	0.64	0.00	0.00	
(c-ii)	Foreign Nationals	-	-	-	-	-	-	-	-
(c-iii)	Trusts	1	100	100	0.00	0.00	0.00	0.00	
(c-iv)	HUF	944	319,561	319,561	1.33	1.33	0.00	0.00	
(c-v)	Non resident indians	281	202,463	202,463	0.84	0.84	0.00	0.00	
(c-vii)	Everonn Education Ltd - Unclaimed Securities Suspense Account	1	600	600	0.00	0.00	0.00	0.00	
(c-viii)	Other Foreign Investors								
	Sub-Total (B)(2)	36,228	8,556,775	8,556,068	35.58	35.58	0.00	0.00	
(B)	Total Public Shareholding (B)= (B)(1)+(B)(2)	36,232	9,104,064	9,103,357	37.85	37.85	0	0	
	TOTAL (A)+(B)	36,238	24,052,414	24,051,707	100.00	100.00	6,632,197	27.57	
(C)	Shares held by Custodians and against which Depository Receipts have been issued								
1	Promoter and Promoter Group	-	-	-	-	-	-	-	-
2	Public	-	-	-	-	-	-	-	-
	Sub-Total (C)	-	-	-	-	-	-	-	-
	GRAND TOTAL (A)+(B)+(C)	36,238	24,052,414	24,051,707	100.00	100.00	6,632,197	27.57	




(I)(b) Statement showing holding of securities (including shares, warrants, convertible securities) of persons belonging to the category "Promoter and Promoter Group"												
Sr.	Name of the shareholder	Details of Shares held		Encumbered shares (*)			Details of warrants		Details of convertible securities		Total shares (including underlying shares assuming full conversion of warrants and convertible securities) as a % of diluted share capital#	
		Number of shares held	As a % of grand total (A) + (B) + (C)	No.	As a percentage	As a % of grand total (A)+(B)+(C) of sub-clause (I)(a)	Number of warrants held	As a % total number of warrants of the same class	Number of convertible securities held	As a % total number of convertible securities of the same class		
No.	(i)	(ii)	(iii)	(iv)	(v)	(vi)=(v)/(iii)*100	(vii)	(viii)	(ix)	(x)	(xi)	(xii)
1	Varkey Group Limited	2,618,120	10.89	-	-	-	-	-	-	-	-	10.89
2	Gems Education Asia 1 Limited	4,493,962	18.68	-	-	-	-	-	-	-	-	18.68
3	The Concorde Residential Schools (Kerala) Private Limited	3,275,606	13.62	3,275,606	100.00	13.62	-	-	-	-	-	13.62
4	SKIL Infrastructure Ltd	3,356,591	13.96	3,356,591	100.00	13.96	-	-	-	-	-	13.96
5	Sunny Varkey	626,384	2.60	-	-	-	-	-	-	-	-	2.60
6	Sherly Varkey	577,687	2.40	-	-	-	-	-	-	-	-	2.40
	TOTAL	14,948,350	62.15	6,632,197	44.37	27.57	-	-	-	-	-	62.15

(*) The term "encumbrance" has the same meaning as assigned to it in regulation 28(3) of the SAST Regulations, 2011



(I)(c)(i) Statement showing holding of securities (including shares, warrants, convertible securities) of persons belonging to the category "Public" and holding more than 1% of the total number of shares


Sr. No.	Name of the shareholder	Number of shares held	Shares as a percentage of total number of shares {i.e., Grand Total (A)+(B)+(C) indicated in Statement at para (I)(a) above}	Details of warrants		Details of convertible securities		Total shares (including underlying shares assuming full conversion of warrants and convertible securities) as a % of diluted share capital
				Number of warrants held	As a % total number of warrants of the same class	Number of convertible securities held	% w.r.t total number of convertible securities of the same class	
1	P. K. PADMANABHAN	462,000	1.92	-	-	-	-	1.92
2	ICICI BANK LTD	368,301	1.53					1.53
TOTAL		830,301	3.45	-	-	-	-	3.45




(I)(c)(ii) Statement showing holding of securities (including shares, warrants, convertible securities) of persons (together with PAC) belonging to the category "Public" and holding more than 5% of the total number of shares of the company								
Sr. No.	Name(s) of the shareholder(s) and the Persons Acting in Concert (PAC) with them	Number of shares	Shares as a percentage of total number of shares {i.e., Grand Total (A)+(B)+(C) indicated in Statement at para (I)(a) above}	Details of warrants		Details of convertible securities		Total shares (including underlying shares assuming full conversion of warrants and convertible securities) as a % of diluted share capital
				Number of warrants	As a % total number of warrants of the same class	Number of convertible securities held	% w.r.t total number of convertible securities of the same class	
Note:								



(I)(d) Statement showing details of locked-in shares			
Sr. No.	Name of the shareholder	Number of locked-in shares	Locked-in shares as a percentage of total number of shares {i.e., Grand Total (A)+(B)+(C) indicated in Statement at para (I)(a) above}
1	The Concorde Residential Schools (Kerala) Private Limited	2,185,606	9.09
TOTAL		2,185,606	9.09



(II)(a) Statement showing details of Depository Receipts (DRs)				
Sr. No.	Type of outstanding DR (ADRs, GDRs, SDRs, etc.)	Number of outstanding DRs	Number of shares underlying outstanding DRs	Shares underlying outstanding DRs as a percentage of total number of shares {i.e., Grand Total (A)+(B)+(C) indicated in Statement at para (I)(a) above}
1	NIL	-	-	-
TOTAL		-	-	-



(II)(b) Statement showing holding of Depository Receipts (DRs), where underlying shares held by "promoter/promoter group" are in excess of 1% of the total number of shares				
Sr. No.	Name of the DR Holder	Type of outstanding DR (ADRs, GDRs, SDRs, etc.)	Number of shares underlying outstanding DRs	Shares underlying outstanding DRs as a percentage of total number of shares {i.e., Grand Total (A)+(B)+(C) indicated in Statement at para (I)(a) above}
1	NIL	-	-	-
TOTAL		-	-	-

