


Introductory sub-table (I)(a)			
Name of the Company: Everonn Education Limited			
Scrip Code: 532876		Symbol:EVERONN	Class of security: Equity
<b>Partly paid-up shares:-</b>	<b>No. of partly paid-up shares</b>	<b>As a % of total no. of partly paid-up shares</b>	<b>As a % of total no. of shares of the company</b>
Held by promoter/promoter group	NIL	NIL	NIL
Held by public	NIL	NIL	NIL
<b>Total - D</b>	NIL	NIL	NIL
<b>Outstanding convertible securities:-</b>	<b>No. of outstanding securities</b>	<b>As a % of total no. of outstanding convertible securities</b>	<b>As a % of total no. of shares of the company, assuming full conversion of the convertible securities</b>
Held by promoter/promoter group	NIL	NIL	NIL
Held by public	NIL	NIL	NIL
<b>Total - E</b>	NIL	NIL	NIL
<b>Warrants:-</b>	<b>No. of warrants</b>	<b>As a % of total no. of warrants</b>	<b>As a % of total no. of shares of the company, assuming full conversion of warrants</b>
Held by promoter/promoter group			
Held by public	NIL	NIL	NIL
<b>Total - F</b>	NIL	NIL	NIL
<b>Total paid-up capital of the company, assuming full conversion of warrants and convertible securities</b>	240,524,140		



Statement Showing Shareholding Pattern								
	Name of the Company :		EVERONN EDUCATION LIMITED					
	Scrip Code: 532876						Symbol: EVERONN	
			Table (I)(a)					
Category code	Category of Shareholder	Number of Shareholders	Total number of shares	Number of shares held in dematerialized form	Total shareholding as a percentage of total number of shares		Shares Pledged or otherwise encumbered	
					As a percentage of(A+B)1	As a percentage of (A+B+C)	Number of shares	As a percentage (IX)= (VIII)/(IV)*100
(I)	(II)	(III)	(IV)	(V)	(VI)	(VII)	(VIII)	(IX)= (VIII)/(IV)*100
<b>(A)</b>	<b>Shareholding of Promoter and Promoter Group<sup>2</sup></b>							
<b>1</b>	<b>Indian</b>							
(a)	Individuals/ Hindu Undivided Family	-	-	-	-	-	-	-
(b)	Central Government/ State Government(s)	-	-	-	-	-	-	-
(c)	Bodies Corporate	2	7,275,606	7,275,606	30.25	30.25	4,290,000	58.96
(d)	Financial Institutions/ Banks	-	-	-	-	-	-	-
(e)	Any Others(Specify)	-	-	-	-	-	-	-
(e-i)								
(e-ii)								
	<b>Sub Total(A)(1)</b>	<b>2</b>	<b>7,275,606</b>	<b>7,275,606</b>	<b>30.25</b>	<b>30.25</b>	<b>4,290,000</b>	<b>58.96</b>
<b>2</b>	<b>Foreign</b>							
a	Individuals (Non-Residents Individuals/ Foreign Individuals)	2	1,204,071	1,204,071	5.01	5.01	0.00	0.00
b	Bodies Corporate	2	7,112,082	7,112,082	29.57	29.57	0.00	0.00
c	Institutions	-	-	-	-	-	-	-
d	Any Others(Specify)	-	-	-	-	-	-	-
	<b>Sub Total(A)(2)</b>	<b>4</b>	<b>8,316,153</b>	<b>8,316,153</b>	<b>34.58</b>	<b>34.58</b>	<b>0.00</b>	<b>0.00</b>
	<b>Total Shareholding of Promoter and Promoter Group (A)= (A)(1)+(A)(2)</b>	<b>6</b>	<b>15,591,759</b>	<b>15,591,759</b>	<b>64.82</b>	<b>64.82</b>	<b>4,290,000</b>	<b>27.51</b>



<b>(B)</b>	<b>Public shareholding</b>							
<b>1</b>	<b>Institutions</b>							
(a)	Mutual Funds/ UTI	-	-	-	-	-	-	-
(b)	Financial Institutions / Banks	2	369,501	369,501	1.54	1.54	0.00	0.00
(c)	Central Government/ State Government(s)	-	-	-	-	-	-	-
(d)	Venture Capital Funds	-	-	-	-	-	-	-
(e)	Insurance Companies	-	-	-	-	-	-	-
(f)	Foreign Institutional Investors	2	332,788	332,788	1.38	1.38	0.00	0.00
(g)	Foreign Venture Capital Investors	-	-	-	-	-	-	-
(h)	Any Other (specify)	-	-	-	-	-	-	-
	<b>Sub-Total (B)(1)</b>	<b>4</b>	<b>702,289</b>	<b>702,289</b>	<b>2.92</b>	<b>2.92</b>	<b>0.00</b>	<b>0.00</b>
<b>B 2</b>	<b>Non-institutions</b>							
(a)	Bodies Corporate*	610	1,263,651	1,263,651	5.25	5.25	0.00	0.00
(b)	Individuals							
I	Individuals - i. Individual shareholders holding nominal share capital up to Rs 1 lakh	36,365	5,022,708	5,022,001	20.88	20.88	0.00	0.00
II	ii. Individual shareholders holding nominal share capital in excess of Rs. 1 lakh.	19	735,715	735,715	3.06	3.06	0.00	0.00
(c)	Any Other (specify)							
(c-i)	Clearing members	92	39,456	39,456	0.16	0.16	0.00	0.00
(c-ii)	Foreign Nationals	1	1,000	1,000	0.00	0.00	0.00	0.00
(c-iii)	Trusts	2	149	149	0.00	0.00	0.00	0.00
(c-iv)	HUF	947	270,710	270,710	1.13	1.13	0.00	0.00
(c-v)	Non resident indians	313	193,819	193,819	0.81	0.81	0.00	0.00
(c-vii)	Everonn Education Ltd - Unclaimed Securities Suspense Account	1	600	600	0.00	0.00	0.00	0.00
(c-viii)	Other Foreign Investors	1	230,558	230,558	0.96	0.96	0.00	0.00
	<b>Sub-Total (B)(2)</b>	<b>38,351</b>	<b>7,758,366</b>	<b>7,757,659</b>	<b>32.26</b>	<b>32.26</b>	<b>0.00</b>	<b>0.00</b>
<b>(B)</b>	<b>Total Public Shareholding (B)= (B)(1)+(B)(2)</b>	<b>38,355</b>	<b>8,460,655</b>	<b>8,459,948</b>	<b>35.18</b>	<b>35.18</b>	<b>0</b>	<b>0</b>
	<b>TOTAL (A)+(B)</b>	<b>38,361</b>	<b>24,052,414</b>	<b>24,051,707</b>	<b>100.00</b>	<b>100.00</b>	<b>4,290,000</b>	<b>17.84</b>
<b>(C)</b>	<b>Shares held by Custodians and against which Depository Receipts have been issued</b>							
1	Promoter and Promoter Group	-	-	-	-	-	-	-
2	Public	-	-	-	-	-	-	-
	<b>Sub-Total (C)</b>	<b>-</b>	<b>-</b>	<b>-</b>	<b>-</b>	<b>-</b>	<b>-</b>	<b>-</b>
	<b>GRAND TOTAL (A)+(B)+(C)</b>	<b>38,361</b>	<b>24,052,414</b>	<b>24,051,707</b>	<b>100.00</b>	<b>100.00</b>	<b>4,290,000</b>	<b>17.84</b>





(I)(b) Statement showing holding of securities (including shares, warrants, convertible securities) of persons belonging to the category "Promoter and Promoter Group"												
Sr.	Name of the shareholder	Details of Shares held		Encumbered shares (*)			Details of warrants		Details of convertible securities		Total shares (including underlying shares assuming full conversion of warrants and convertible securities) as a % of diluted share capital#	
		No.	As a % of grand total (A)+(B)+(C)	No.	As a percentage	As a % of grand total (A)+(B)+(C) of sub-clause (I)(a)	Number of warrants held	As a % total number of warrants of the same class	Number of convertible securities held	As a % total number of convertible securities of the same class		
No.	(i)	(ii)	(iii)	(iv)	(v)	(vi)=(v)/(iii)*100	(vii)	(viii)	(ix)	(x)	(xi)	(xii)
1	Varkey Group Limited	2,618,120	10.89	-	-	-	-	-	-	-	-	10.89
2	Gems Education Asia 1 Limited	4,493,962	18.68	-	-	-	-	-	-	-	-	18.68
3	The Concorde Residential Schools (Kerala) Private Limited	3,275,606	13.62	1,090,000	33.28	4.53	-	-	-	-	-	18.16
4	SKIL Infrastructure Ltd	4,000,000	16.63	3,200,000	80.00	13.30	-	-	-	-	-	16.63
5	Sunny Varkey	626,384	2.60	-	-	-	-	-	-	-	-	2.60
6	Sherly Varkey	577,687	2.40	-	-	-	-	-	-	-	-	2.40
	<b>TOTAL</b>	<b>15,591,759</b>	<b>64.82</b>	<b>4,290,000</b>	<b>27.51</b>	<b>17.84</b>	<b>-</b>	<b>-</b>	<b>-</b>	<b>-</b>	<b>-</b>	<b>69.36</b>
(*) The term "encumbrance" has the same meaning as assigned to it in regulation 28(3) of the SAST Regulations, 2011												



<b>(I)(c)(i) Statement showing holding of securities (including shares, warrants, convertible securities) of persons belonging to the category "Public" and holding more than 1% of the total number of shares</b>								
Sr. No.	Name of the shareholder	Number of shares held	Shares as a percentage of total number of shares {i.e., Grand Total (A)+(B)+(C) indicated in Statement at para (I)(a) above}	Details of warrants		Details of convertible securities		Total shares (including underlying shares assuming full conversion of warrants and convertible securities) as a % of diluted share capital
				Number of warrants held	As a % total number of warrants of the same class	Number of convertible securities held	% w.r.t total number of convertible securities of the same class	
1	P. K. PADMANABHAN	462,000	1.92	-	-	-	-	1.92
2	ICICI BANK LTD	368,301	1.53					1.53
3	MORGAN STANLEY ASIA (SINGAPORE) PTE.	252788	1.05					1.05
<b>TOTAL</b>		<b>1,083,089</b>	<b>4.50</b>	<b>-</b>	<b>-</b>	<b>-</b>	<b>-</b>	<b>4.50</b>

<b>(I)(c)(ii) Statement showing holding of securities (including shares, warrants, convertible securities) of persons (together with PAC) belonging to the category "Public" and holding more than 5% of the total number of shares of the company</b>								
Sr. No.	Name(s) of the shareholder(s) and the Persons Acting in Concert (PAC) with them	Number of shares	Shares as a percentage of total number of shares {i.e., Grand Total (A)+(B)+(C) indicated in Statement at para (I)(a) above}	Details of warrants		Details of convertible securities		Total shares (including underlying shares assuming full conversion of warrants and convertible securities) as a % of diluted share capital
				Number of warrants	As a % total number of warrants of the same class	Number of convertible securities held	% w.r.t total number of convertible securities of the same class	
<b>Note:</b>								

<b>(I)(d) Statement showing details of locked-in shares</b>			
Sr. No.	Name of the shareholder	Number of locked-in shares	Locked-in shares as a percentage of total number of shares {i.e., Grand Total (A)+(B)+(C) indicated in Statement at para (I)(a) above}
1	Varkey Group Limited	582,462	2.42
2	The Concorde Residential Schools (Kerala) Private Limited	2185606	9.09
<b>TOTAL</b>		<b>2,768,068</b>	<b>11.51</b>

<b>(II)(a) Statement showing details of Depository Receipts (DRs)</b>				
Sr. No.	Type of outstanding DR (ADRs, GDRs, SDRs, etc.)	Number of outstanding DRs	Number of shares underlying outstanding DRs	Shares underlying outstanding DRs as a percentage of total number of shares {i.e., Grand Total (A)+(B)+(C) indicated in Statement at para (I)(a) above}
1	NIL	-	-	-
<b>TOTAL</b>		<b>-</b>	<b>-</b>	<b>-</b>

<b>(II)(b) Statement showing holding of Depository Receipts (DRs), where underlying shares held by "promoter/promoter group" are in excess of 1% of the total number of shares</b>				
Sr. No.	Name of the DR Holder	Type of outstanding DR (ADRs, GDRs, SDRs, etc.)	Number of shares underlying outstanding DRs	Shares underlying outstanding DRs as a percentage of total number of shares {i.e., Grand Total (A)+(B)+(C) indicated in Statement at para (I)(a) above}
1	NIL	-	-	-
<b>TOTAL</b>		<b>-</b>	<b>-</b>	<b>-</b>

