



(1)(a) STATEMENT SHOWING SHAREHOLDING PATTERN IN CLAUSE-35				
NAME OF THE COMPANY:ESHHA MEDIA RESEARCH LIMITED				
SCRIP CODE:	531259	Name of the Scrip:		
Class of Security:				
QUARTER ENDED:	31/03/2015			
Partly paid-up shares	No. of partly paid-up shares	As a % of total no. of partly paid-up shares	As a % of total no. of shares of the Company.	
Held by promoter/promoter group	0		0	
Held by Public	0		0	
Total:	0		0	
Outstanding convertible securities:	No. of outstanding securities	As a % of total no. of outstanding convertible securities.	As a % of total no. of shares of the Company assuming full conversion of the convertible securities	
Held by promoter/promoter group	0		0	
Held by Public	0		0	
Total:	0		0	
Warrants:	No. of warrants	As a % of total no. of warrants	As a % of total no. of shares of the Company, assuming full conversion of warrants	
Held by promoter/promoter group	0		0	
Held by Public	0		0	
Total:	0		0	
Total paid-up capital of the Company, assuming full conversion of warrants and convertible securities	7806930		0	100.00



CATEGORY CODE	CATEGORY OF SHAREHOLDER	NO OF SHAREHOLDERS	TOTAL NUMBER OF SHARES	NO OF SHARES HELD IN DEMATERIALIZED FORM	TOTAL SHAREHOLDING AS A % OF TOTAL NO OF SHARES		SHARES PLEDGE OR OTHERWISE	AS a PERCENTAGE OF (IX)=(VIII)/(IV)*100
					AS a PERCENTAGE of (A+B) (VI)	As a PERCENTAGE of (A+B+C) (VII)		
(A)	PROMOTER AND PROMOTER GROUP							
(1)	INDIAN							
(a)	Individual /HUF	40	3494185	3101321	44.76	44.76	0	0.00
(b)	Central Government/State Government(s)	0	0	0	0.00	0.00	0	0.00
(c)	Bodies Corporate	6	992616	647350	12.71	12.71	0	0.00
(d)	Financial Institutions / Banks	0	0	0	0.00	0.00	0	0.00
(e)	Others	0	0	0	0.00	0.00	0	0.00
	<b>Sub-Total A(1) :</b>	<b>46</b>	<b>4486801</b>	<b>3748671</b>	<b>57.47</b>	<b>57.47</b>	<b>0</b>	<b>0.00</b>
(2)	FOREIGN							
(a)	Individuals (NRIs/Foreign Individuals)	0	0	0	0.00	0.00	0	0.00
(b)	Bodies Corporate	0	0	0	0.00	0.00	0	0.00
(c)	Institutions	0	0	0	0.00	0.00	0	0.00
(d)	Qualified Foreign Investor	0	0	0	0.00	0.00	0	0.00
(e)	Others	0	0	0	0.00	0.00	0	0.00
	<b>Sub-Total A(2) :</b>	<b>0</b>	<b>0</b>	<b>0</b>	<b>0.00</b>	<b>0.00</b>	<b>0</b>	<b>0.00</b>
	<b>Total A=A(1)+A(2)</b>	<b>46</b>	<b>4486801</b>	<b>3748671</b>	<b>57.47</b>	<b>57.47</b>	<b>0</b>	<b>0.00</b>
(B)	PUBLIC SHAREHOLDING							
(1)	INSTITUTIONS							



CATEGORY CODE	CATEGORY OF SHAREHOLDER	NO OF SHAREHOLDERS	TOTAL NUMBER OF SHARES	NO OF SHARES HELD IN DEMATERIALIZED FORM	TOTAL SHAREHOLDING AS A % OF TOTAL NO OF SHARES		SHARES PLEDGE OR OTHERWISE	
					AS a PERCENTAGE of (A+B) (VI)	AS a PERCENTAGE of (A+B+C) (VII)	NUMBER OF SHARES (VIII)	AS a PERCENTAGE (IX)=(VIII)/(IV)*100
(i)	(ii)	(iii)	(iv)	(v)	(vi)	(vii)	(viii)	(ix)
(a)	Mutual Funds /UTI	0	0	0	0.00	0.00		
(b)	Financial Institutions /Banks	1	1000	1000	0.01	0.01		
(c)	Central Government / State Government(s)	0	0	0	0.00	0.00		
(d)	Venture Capital Funds	0	0	0	0.00	0.00		
(e)	Insurance Companies	0	0	0	0.00	0.00		
(f)	Foreign Institutional Investors	0	0	0	0.00	0.00		
(g)	Foreign Venture Capital Investors	0	0	0	0.00	0.00		
(h)	Qualified Foreign Investor	0	0	0	0.00	0.00		
(i)	Others	0	0	0	0.00	0.00		
	<b>Sub-Total B(1) :</b>	<b>1</b>	<b>1000</b>	<b>1000</b>	<b>0.01</b>	<b>0.01</b>		
(2)	NON-INSTITUTIONS							
(a)	Bodies Corporate	34	1939468	1908468	24.84	24.84		
(b)	Individuals							
	(i) Individuals holding nominal share							
	capital upto Rs.1 lakh	966	416237	220007	5.33	5.33		
	(ii) Individuals holding nominal share capital in excess of Rs.1 lakh	18	963174	863138	12.34	12.34		
(c)	Others							
	NON RESIDENT INDIANS	1	250	250	0.00	0.00		
(d)	Qualified Foreign Investor	0	0	0	0.00	0.00		
	Sub-Total B(2) :	1019	3319129	2991863	42.52	42.52		



CATEGORY CODE	CATEGORY OF SHAREHOLDER	NO OF SHAREHOLDERS	TOTAL NUMBER OF SHARES	NO OF SHARES HELD IN DEMATERIALIZED FORM	TOTAL SHAREHOLDING AS A % OF TOTAL NO OF SHARES		SHARES PLEDGE OR OTHERWISE	
					AS a PERCENTAGE of (A+B)	AS a PERCENTAGE of (A+B+C)	NUMBER OF SHARES	AS a PERCENTAGE (IX)=(VIII)/(IV)*100
(I)	(II)	(III)	(IV)	(V)	(VI)	(VII)	(VIII)	(IX)
	Total B=B(1)+B(2) :	1020	3320129	2992863	42.53	42.53		
	Total (A+B) :	1066	7806930	6741534	100.00	100.00		
(C)	Shares held by custodians, against which Depository Receipts have been issued							
(1)	Promoter and Promoter Group							
(2)	Public	0	0	0	0.00	0.00		
	<b>GRAND TOTAL (A+B+C) :</b>	<b>1066</b>	<b>7806930</b>	<b>6741534</b>	<b>100.00</b>	<b>0.00</b>	<b>0</b>	<b>0.00</b>






5	SHILPA VINOD PAWAR	317550	4.07	0	0.00	0.00	0	0.00	0	0.00	0	0.00	0	0.00	0	0.00	4.07
6	JYOTI MAHADEV BABAR	317550	4.07	0	0.00	0.00	0	0.00	0	0.00	0	0.00	0	0.00	0	0.00	4.07
7	SAKSHI SAMIR PARAB	317550	4.07	0	0.00	0.00	0	0.00	0	0.00	0	0.00	0	0.00	0	0.00	4.07
8	SHRIDHAR P IYER	200000	2.56	0	0.00	0.00	0	0.00	0	0.00	0	0.00	0	0.00	0	0.00	2.56
9	R S IYER	199892	2.56	0	0.00	0.00	0	0.00	0	0.00	0	0.00	0	0.00	0	0.00	2.56
10	APBC PRINTING INKS P LTD	143550	1.84	0	0.00	0.00	0	0.00	0	0.00	0	0.00	0	0.00	0	0.00	1.84
11	MUKESH AGRAWAL	133220	1.71	0	0.00	0.00	0	0.00	0	0.00	0	0.00	0	0.00	0	0.00	1.71
12	BINOD FERRO ALLOYS PVT LTD	125876	1.61	0	0.00	0.00	0	0.00	0	0.00	0	0.00	0	0.00	0	0.00	1.61
13	ROHIT KAMALAKSHA RAO	100000	1.28	0	0.00	0.00	0	0.00	0	0.00	0	0.00	0	0.00	0	0.00	1.28
14	JAYESH HARAKCHAND SHAH	98853	1.27	0	0.00	0.00	0	0.00	0	0.00	0	0.00	0	0.00	0	0.00	1.27
15	P NAGAMANI	98110	1.26	0	0.00	0.00	0	0.00	0	0.00	0	0.00	0	0.00	0	0.00	1.26
16	ROHIT SINGH	90000	1.15	0	0.00	0.00	0	0.00	0	0.00	0	0.00	0	0.00	0	0.00	1.15
17	RANJAN SEBASTIAN KOCHERRY	90000	1.15	0	0.00	0.00	0	0.00	0	0.00	0	0.00	0	0.00	0	0.00	1.15
18	VAIDYANATHAN K	45945	0.59	0	0.00	0.00	0	0.00	0	0.00	0	0.00	0	0.00	0	0.00	0.59
19	LAKSHMI V	32900	0.42	0	0.00	0.00	0	0.00	0	0.00	0	0.00	0	0.00	0	0.00	0.42
20	LAKSHMI VAIDYALINGAM	30000	0.38	0	0.00	0.00	0	0.00	0	0.00	0	0.00	0	0.00	0	0.00	0.38
21	ARCHANA K IYER	30000	0.38	0	0.00	0.00	0	0.00	0	0.00	0	0.00	0	0.00	0	0.00	0.38
22	ADITYA LOONKAR	20000	0.26	0	0.00	0.00	0	0.00	0	0.00	0	0.00	0	0.00	0	0.00	0.26
23	UPASANA S PARASRAMPURIA	20000	0.26	0	0.00	0.00	0	0.00	0	0.00	0	0.00	0	0.00	0	0.00	0.26
24	HY-GROWTH FINANCE LTD	14000	0.18	0	0.00	0.00	0	0.00	0	0.00	0	0.00	0	0.00	0	0.00	0.18
25	P MAHENDRA	12500	0.16	0	0.00	0.00	0	0.00	0	0.00	0	0.00	0	0.00	0	0.00	0.16
26	P NARENDRA	12417	0.16	0	0.00	0.00	0	0.00	0	0.00	0	0.00	0	0.00	0	0.00	0.16
27	GIRIRAJ CHARAN	10000	0.13	0	0.00	0.00	0	0.00	0	0.00	0	0.00	0	0.00	0	0.00	0.13
28	SHAH VIMLABEN AMRUT	8949	0.11	0	0.00	0.00	0	0.00	0	0.00	0	0.00	0	0.00	0	0.00	0.11
29	JEETENDRA CHARUDATTA MURKUTE	8000	0.10	0	0.00	0.00	0	0.00	0	0.00	0	0.00	0	0.00	0	0.00	0.10
30	HARSHA	6945	0.09	0	0.00	0.00	0	0.00	0	0.00	0	0.00	0	0.00	0	0.00	0.09
31	SWATI	6945	0.09	0	0.00	0.00	0	0.00	0	0.00	0	0.00	0	0.00	0	0.00	0.09



32	HEMANTH	6945	0.09	0	0.00	0.00	0	0.00	0	0.00	0	0.00	0	0.00	0.09
33	ALEKHA	6945	0.09	0	0.00	0.00	0	0.00	0	0.00	0	0.00	0	0.00	0.09
34	V P VENKATRAMAN	5278	0.07	0	0.00	0.00	0	0.00	0	0.00	0	0.00	0	0.00	0.07
35	B SHOBHA RANI	5000	0.06	0	0.00	0.00	0	0.00	0	0.00	0	0.00	0	0.00	0.06
36	P INDIRA PARVATHI	5000	0.06	0	0.00	0.00	0	0.00	0	0.00	0	0.00	0	0.00	0.06
37	SARIPUDI PRAMEELA	4800	0.06	0	0.00	0.00	0	0.00	0	0.00	0	0.00	0	0.00	0.06
38	P SOWMYA	4250	0.05	0	0.00	0.00	0	0.00	0	0.00	0	0.00	0	0.00	0.05
39	K BALASUBRAMANYAM	4167	0.05	0	0.00	0.00	0	0.00	0	0.00	0	0.00	0	0.00	0.05
40	PRANAY SRINIVASAN	2400	0.03	0	0.00	0.00	0	0.00	0	0.00	0	0.00	0	0.00	0.03
	VISHWANATHAN														
41	KRISHNAMURTHY	2400	0.03	0	0.00	0.00	0	0.00	0	0.00	0	0.00	0	0.00	0.03
42	CHITRA KRISHNAMURTHY	2400	0.03	0	0.00	0.00	0	0.00	0	0.00	0	0.00	0	0.00	0.03
43	P SWARAJYA LAKSHMI	1160	0.01	0	0.00	0.00	0	0.00	0	0.00	0	0.00	0	0.00	0.01
44	BUTCHI RAJU P	310	0.00	0	0.00	0.00	0	0.00	0	0.00	0	0.00	0	0.00	0.00
	HY-GROWTH FIN &														
45	INV CONSLT S P LTD	100	0.00	0	0.00	0.00	0	0.00	0	0.00	0	0.00	0	0.00	0.00
	SHIVRAM JAGANNATH														
46	ANGNE	70	0.00	0	0.00	0.00	0	0.00	0	0.00	0	0.00	0	0.00	0.00
	TOTAL :	4486801	57.47	0	0.00	0.00	0	0.00	0	0.00	0	0.00	0	0.00	57.47




(i)(c)(i)	Statement showing holding of securities (including shares, warrants, convertible securities) of persons belonging to the category "Public" and holding more than 1% of the total number of shares		Shares as a percentage of total number of shares (i.e., Grant total (A)+(B)+(C) indicated in Statement at para (i)(a) above)	Details of warrants		Details of convertible securities		Total shares (including underlying shares assuming full conversion of warrants and convertible securities) as a % of diluted share capital)
Sr.No.	Name of the shareholder	Number of shares held		Number of warrants held	As a % total number of warrants of the same class	Number of convertible securities held	% w.r.t total number of convertible securities of the same class	
1	STONERIDGE ADVISORS PRIVATE LIMITED	1600055	20.50	0	0.00	0	0.00	20.50
2	SRINIVASAN RAJALAKSHMI	300000	3.84	0	0.00	0	0.00	3.84
3	RGE DIGITAL IMAGING SOLUTIONS PVT LTD	143743	1.84	0	0.00	0	0.00	1.84
4	PARVATI SANKAR NARAYANAN	100036	1.28	0	0.00	0	0.00	1.28
5	SWARAJYA LAKSHMI PENMETSA	98300	1.26	0	0.00	0	0.00	1.26
	<b>TOTAL :</b>	<b>2242134</b>	<b>28.72</b>	<b>0</b>	<b>0.00</b>	<b>0</b>	<b>0.00</b>	<b>28.72</b>






(i)(c)(ii)	Statement showing holding of securities (including shares, warrants, convertible securities) of persons (together with PAC) belonging to the category "Public" and holding more than 5% of the total number of shares of the company	Sr.No.	Name(s) of the shareholder(s) and the Persons Acting in Concert (PAC) with them	Number of shares held	Shares as a percentage of total number of shares (i.e., Grant total (A)+(B)+(C) Indicated in Statement at para (i)(a) above)	Details of warrants		Details of convertible securities		Total shares (including underlying shares assuming full conversion of warrants and convertible securities) as a % of diluted share capital)
						Number of warrants held	As a % total number of warrants of the same class	Number of convertible securities held	% w.r.t total number of convertible securities of the same class	
1	STONERIDGE ADVISORS PVT LIMITED			1600055	20.50	0	0.00	0	0.00	20.50
	<b>TOTAL :</b>			<b>1600055</b>	<b>20.50</b>	<b>0</b>	<b>0.00</b>	<b>0</b>	<b>0.00</b>	<b>20.50</b>




✓

STATEMENT SHOWING DETAILS OF LOCKED-IN SHARES"			
(1)(d)			
Sr.No.	Name of the shareholder	Number of locked-in shares	Locked-in shares as a (%) percentage of total number of shares {i.e, Grand Total (A)+(B)+(C) Indicated in Statement at para (1)(a) above}
1	SHILPA VINOD PAWAR	316000	4.05
2	JYOTI MAHADEV BABAR	316000	4.05
3	SAKSHI SAMIR PARAB	316000	4.05
4	R S IYER	202834	2.60
	<b>TOTAL :</b>	<b>1150834</b>	<b>14.74</b>





STATEMENT SHOWING DETAILS OF DEPOSITORY RECEIPTS (DRS)			
(ii)(a)			
			Shares underlying outstanding DRS as a percentage of total number of shares {i.e., Grand Total (A)+(B)+(C) indicated in Statement at Para(i)(a) above}
Sr.No.	Type of outstanding DR (ADRS,GDRs,SDRS,etc.)	Number of outstanding DRS	Number of shares underlying outstanding DRS
		0	0
	TOTAL :	0	0



(II)(b)	Statement showing Holding of Depository Receipts (DRs), where underlying shares held by "Promoter/Promoter group" are in excess of 1% of the total number shares.			
Sr.No.	Name of the DR Holder	Type of outstanding DR (ADRs,GDRs,SDRs, etc.)	Number of shares underlying outstanding DRs	Shares underlying outstanding DRs as a percentage of total number of shares {i.e., Grand Total (A)+(B)+(C) indicated in Statement at para(I)(a) above}
	TOTAL :		0	0

