



(1)(a) STATEMENT SHOWING SHAREHOLDING PATTERN IN CLAUSE-35

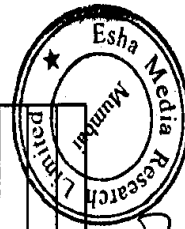
NAME OF THE COMPANY: ESHA MEDIA RESEARCH LIMITED		Name of the Scrip:	
SCRIP CODE: 531259			
Class of Security:			
QUARTER ENDED: 30/06/2014			
	No. of partly paid-up shares	As a % of total no. of partly paid-up shares	As a % of total no. of shares of the Company.
Partly paid-up shares			
Held by promoter/promoter group	0	0	0
Held by Public	0	0	0
Total:	0	0	0
Outstanding convertible securities:		As a % of total no. of shares of the Company assuming full conversion of the convertible securities	
No. of outstanding securities		As a % of total no. of outstanding convertible securities.	
Held by promoter/promoter group	0	0	0
Held by Public	0	0	0
Total:	0	0	0
Warrants:		As a % of total no. of shares of the Company, assuming full conversion of warrants	
No. of warrants		As a % of total no. of warrants	
Held by promoter/promoter group	0	0	0
Held by Public	0	0	0
Total:	0	0	0
Total paid-up capital of the Company, assuming full conversion of warrants and convertible securities	7806930	0	100.00



CATEGORY CODE	CATEGORY OF SHAREHOLDER	NO OF SHARE HOLDERS (iii)	TOTAL NUMBER OF SHARES (iv)	NO OF SHARES HELD IN DEMATERIALIZED FORM (v)	TOTAL SHAREHOLDING AS A % OF TOTAL NO OF SHARES		SHARES PLEDGE OR OTHERWISE ENCUMBERED
					AS a PERCENTAGE of (A+B) (vi)	As a PERCENTAGE of (A+B+C) (vii)	
(i)	(ii)						
(A)	PROMOTER AND PROMOTER GROUP						
(1)	INDIAN						
(a)	Individual/HUF	39	3351332	2958468	42.93	42.93	1.49
(b)	Central Government/State Government(s)	0	0	0	0.00	0.00	0.00
(c)	Bodies Corporate	6	992616	647350	12.71	12.71	0.00
(d)	Financial Institutions / Banks	0	0	0	0.00	0.00	0.00
(e)	Others	0	0	0	0.00	0.00	0.00
	Sub-Total A(1) :	45	4343948	3605818	55.64	55.64	1.15
(2)	FOREIGN						
(a)	Individuals (NRIs/Foreign Individuals)	0	0	0	0.00	0.00	0.00
(b)	Bodies Corporate	0	0	0	0.00	0.00	0.00
(c)	Institutions	0	0	0	0.00	0.00	0.00
(d)	Qualified Foreign Investor	0	0	0	0.00	0.00	0.00
(e)	Others	0	0	0	0.00	0.00	0.00
	Sub-Total A(2) :	0	0	0	0.00	0.00	0.00
	Total A=A(1)+A(2)	45	4343948	3605818	55.64	55.64	1.15
(B)	PUBLIC SHAREHOLDING						
(1)	INSTITUTIONS						
(a)	Mutual Funds /UTI	0	0	0	0.00	0.00	0.00
(b)	Financial Institutions /Banks	1	1000	1000	0.01	0.01	0.00



CATEGORY CODE	CATEGORY OF SHAREHOLDER	NO OF SHARE HOLDERS (iii)	TOTAL NUMBER OF SHARES (iv)	NO OF SHARES HELD IN DEMATERIALIZED FORM (v)	TOTAL SHAREHOLDING AS A % OF TOTAL NO OF SHARES		SHARES PLEDGE OR OTHERWISE ENCUMBERED	
					AS a PERCENTAGE of (A+B) (vi)	AS a PERCENTAGE of (A+B+C) (vii)	NUMBER OF SHARES (viii)	AS a PERCENTAGE (IX)=(VIII)/(IV)*100
(i)	(ii) Central Government / State Government(s)	0	0	0	0.00	0.00		
(c)	Venture Capital Funds	0	0	0	0.00	0.00		
(d)	Insurance Companies	0	0	0	0.00	0.00		
(e)	Foreign Institutional Investors	0	0	0	0.00	0.00		
(f)	Foreign Venture Capital Investors	0	0	0	0.00	0.00		
(g)	Qualified Foreign Investor	0	0	0	0.00	0.00		
(h)	Others	0	0	0	0.00	0.00		
(i)	Sub-Total B(1) :	1	1000	1000	0.01	0.01		
(2)	NON-INSTITUTIONS							
(a)	Bodies Corporate	39	1940635	1909635	24.86	24.86		
(b)	Individuals							
	(i) Individuals holding nominal share capital upto Rs.1 lakh	944	411753	213523	5.27	5.27		
	(ii) Individuals holding nominal share capital in excess of Rs.1 lakh	16	809594	709558	10.37	10.37		
(c)	Others							
	CLEARING MEMBERS	1	300000	300000	3.84	3.84		
(d)	Qualified Foreign Investor	0	0	0	0.00	0.00		
	Sub-Total B(2) :	1000	3461982	3132716	44.34	44.34		
	Total B=B(1)+B(2) :	1001	3462982	3133716	44.36	44.36		
	Total (A+B) :	1046	7806930	6739534	100.00	100.00		



CATEGORY CODE	CATEGORY OF SHAREHOLDER	NO OF SHARE HOLDERS (iii)	TOTAL NUMBER OF SHARES (iv)	NO OF SHARES HELD IN DEMATERIALIZED FORM (v)	TOTAL SHAREHOLDING AS A % OF TOTAL NO OF SHARES		SHARES PLEDGE OR OTHERWISE ENCUMBERED	
					AS a PERCENTAGE of (A+B) (vi)	AS a PERCENTAGE of (A+B+C) (vii)	NUMBER OF SHARES (viii)	AS a PERCENTAGE (ix)=(viii)/(iv)*100
(i)	(ii)							
(C)	Shares held by custodians, against which Depository Receipts have been issued							
(1)	Promoter and Promoter Group							
(2)	Public	0	0	0	0.00	0.00		
	GRAND TOTAL (A+B+C) :	1046	7806930	6739534	100.00	0.00	50000	0.64




(f)(b) Statement showing holding of securities (including shares, warrants, convertible securities) of persons belonging to the category "Promoter and Promoter Group"										Total Shares	
Sr.No	Name of the Shareholder	Details of Shares held		Encumbered shares (*)			Details of Warrants		Details of convertible securities		(including underlying shares assuming full conversion of warrants and convertible securities) as a % of diluted share capital
		No. of Shares held (III)	As a % of grand total (A)+(B)+(C) (IV)	Pledge Shares (V)	AS a percentage (VI)=(V)/(III)*100 (VII)	AS a % of grand total (A) + (B) + (C) of sub-clause (I)(a) (VII)	Number of warrants held (VIII)	As a % total number of warrants of the same class (IX)	Number of convertible securities held (X)	As a % total number of convertible securities of the same class (XI)	
(I)	(II)	(III)	(IV)	(V)	(VI)=(V)/(III)*100 (VII)	(VII)	(VIII)	(IX)	(X)	(XI)	(XII)
1	R S IYER	636091	8.15	0	0.00	0.00	0	0.00	0	0.00	8.15
2	RAGHAVA RAJU PENIMATSA	605643	7.76	0	0.00	0.00	0	0.00	0	0.00	7.76
3	SUPREME CONSTRUCTION AND DEVELOPERS PVT LTD	363924	4.66	0	0.00	0.00	0	0.00	0	0.00	4.66
4	SUPREME CONSTRUCTIONS & DEVELOPERS PVT LTD	345166	4.42	0	0.00	0.00	0	0.00	0	0.00	4.42
5	SHILPA VINOD PAWAR	317550	4.07	0	0.00	0.00	0	0.00	0	0.00	4.07
6	JYOTI MAHADEV BABAR	317550	4.07	0	0.00	0.00	0	0.00	0	0.00	4.07
7	SAKSHI SAMIR PARAB	317550	4.07	0	0.00	0.00	0	0.00	0	0.00	4.07
8	R S IYER	199892	2.56	0	0.00	0.00	0	0.00	0	0.00	2.56
9	APBC PRINTING INKS P LTD	143550	1.84	0	0.00	0.00	0	0.00	0	0.00	1.84
10	MUKESH AGRAWAL	133320	1.71	0	0.00	0.00	0	0.00	0	0.00	1.71
11	BINOD FERRO ALLOYS PVT LTD	125876	1.61	0	0.00	0.00	0	0.00	0	0.00	1.61
12	ROHIT KAMALAKSHA RAO	100000	1.28	0	0.00	0.00	0	0.00	0	0.00	1.28



13	JAYESH HARAKCHAND SHAH	99900	1.28	0	0.00	0.00	0.00	0	0.00	0	0.00	0	0.00	0.00	1.28
14	P NAGAMANI	98110	1.26	0	0.00	0.00	0.00	0	0.00	0	0.00	0	0.00	0.00	1.26
15	ROHIT SINGH	90000	1.15	0	0.00	0.00	0.00	0	0.00	0	0.00	0	0.00	0.00	1.15
16	RANJAN SEBASTIAN KOCHERRY	90000	1.15	0	0.00	0.00	0.00	0	0.00	0	0.00	0	0.00	0.00	1.15
17	SHAH VIMLABEN AMRUT	58949	0.76	50000	84.82	0.00	0.64	0	0.00	0	0.00	0	0.00	0.00	0.76
18	VAIDYANATHAN K	45945	0.59	0	0.00	0.00	0.00	0	0.00	0	0.00	0	0.00	0.00	0.59
19	LAKSHMI V	32900	0.42	0	0.00	0.00	0.00	0	0.00	0	0.00	0	0.00	0.00	0.42
20	LAKSHMI VAIDYALINGAM	30000	0.38	0	0.00	0.00	0.00	0	0.00	0	0.00	0	0.00	0.00	0.38
21	ARCHANA K IYER	30000	0.38	0	0.00	0.00	0.00	0	0.00	0	0.00	0	0.00	0.00	0.38
22	ADITYA LOONKAR	20000	0.26	0	0.00	0.00	0.00	0	0.00	0	0.00	0	0.00	0.00	0.26
23	UPASANA S PARASRAMPURIA	20000	0.26	0	0.00	0.00	0.00	0	0.00	0	0.00	0	0.00	0.00	0.26
24	HY-GROWTH FINANCE LTD	14000	0.18	0	0.00	0.00	0.00	0	0.00	0	0.00	0	0.00	0.00	0.18
25	P MAHENDRA	12500	0.16	0	0.00	0.00	0.00	0	0.00	0	0.00	0	0.00	0.00	0.16
26	P NARENDRA	12417	0.16	0	0.00	0.00	0.00	0	0.00	0	0.00	0	0.00	0.00	0.16
27	GIRIRAJ CHARAN JEETENDRA CHARUDAITTA	10000	0.13	0	0.00	0.00	0.00	0	0.00	0	0.00	0	0.00	0.00	0.13
28	MURKUTE	8000	0.10	0	0.00	0.00	0.00	0	0.00	0	0.00	0	0.00	0.00	0.10
29	HARSHA	6945	0.09	0	0.00	0.00	0.00	0	0.00	0	0.00	0	0.00	0.00	0.09
30	SWATI	6945	0.09	0	0.00	0.00	0.00	0	0.00	0	0.00	0	0.00	0.00	0.09
31	HEMANTH	6945	0.09	0	0.00	0.00	0.00	0	0.00	0	0.00	0	0.00	0.00	0.09
32	ALEKHA	6945	0.09	0	0.00	0.00	0.00	0	0.00	0	0.00	0	0.00	0.00	0.09
33	V P VENKATRAMAN	5278	0.07	0	0.00	0.00	0.00	0	0.00	0	0.00	0	0.00	0.00	0.07
34	B SHOBHA RANI	5000	0.06	0	0.00	0.00	0.00	0	0.00	0	0.00	0	0.00	0.00	0.06
35	P INDIRA PARVATHI	5000	0.06	0	0.00	0.00	0.00	0	0.00	0	0.00	0	0.00	0.00	0.06
36	SARIPUDI PRAMEELA	4800	0.06	0	0.00	0.00	0.00	0	0.00	0	0.00	0	0.00	0.00	0.06
37	P SOWMYA	4250	0.05	0	0.00	0.00	0.00	0	0.00	0	0.00	0	0.00	0.00	0.05
38	K BALASUBRAMANYAM	4167	0.05	0	0.00	0.00	0.00	0	0.00	0	0.00	0	0.00	0.00	0.05
39	PRANAY SRINIVASAN VISHWANATHAN	2400	0.03	0	0.00	0.00	0.00	0	0.00	0	0.00	0	0.00	0.00	0.03
40	KRISHNAMURTHY	2400	0.03	0	0.00	0.00	0.00	0	0.00	0	0.00	0	0.00	0.00	0.03
41	CHITRA KRISHNAMURTHY	2400	0.03	0	0.00	0.00	0.00	0	0.00	0	0.00	0	0.00	0.00	0.03
42	P SWARAJYA LAKSHMI	1160	0.01	0	0.00	0.00	0.00	0	0.00	0	0.00	0	0.00	0.00	0.01
43	BUTCHI RAJU P	310	0.00	0	0.00	0.00	0.00	0	0.00	0	0.00	0	0.00	0.00	0.00




HY-GROWTH FIN & INV																				
44	CONSLT.S.P.LTD	100	0.00	0	0.00	0	0.00	0	0.00	0	0.00	0	0.00	0	0.00	0	0.00			0.00
45	SHIVRAM JAGANNATH ANGNE	70	0.00	0	0.00	0	0.00	0	0.00	0	0.00	0	0.00	0	0.00	0	0.00			0.00
	TOTAL :	4343948	55.64	50000	1.15	0	0.64	0	0.00	0	0.00	0	0.00	0	0.00	0	0.00			55.64



Sr.No.	Name of the shareholder	Number of shares held	Shares as a percentage of total number of shares (i.e., Grant total (A)+(B)+(C) indicated in Statement at para (I)(a) above}	Details of warrants		Details of convertible securities		Total shares (including underlying shares assuming full conversion of warrants and convertible securities) as a % of diluted share capital)
				Number of warrants held	As a % total number of warrants of the same class	Number of convertible securities held	% w.r.t total number of convertible securities of the same class	
1	STONERIDGE ADVISORS PRIVATE LIMITED	1600055	20.50	0	0.00	0	0.00	20.50
2	GEPL CAPITAL PRIVATE LIMITED	300000	3.84	0	0.00	0	0.00	3.84
3	SHRIDHAR P IYER RGE DIGITAL IMAGING SOLUTIONS PVT LTD	230403	2.95	0	0.00	0	0.00	2.95
4	PARVATI SANKAR NARAYANAN	143743	1.84	0	0.00	0	0.00	1.84
5	SWARAJYA LAKSHMI	100036	1.28	0	0.00	0	0.00	1.28
6	PENMETSA	98300	1.26	0	0.00	0	0.00	1.26



TOTAL :	2472537	31.67	0	0.00	0	0.00	31.67
---------	---------	-------	---	------	---	------	-------



Statement showing holding of securities (including shares, warrants, convertible securities) of persons (together with PAC) belonging to the category "Public" and holding more than 5% of the total number of shares of the company									
Sr.No.	Name(s) of the shareholder(s) and the Persons Acting in Concert (PAC) with them	Number of shares held	Shares as a percentage of total number of shares {i.e., Grant total (A)+(B)+(C) indicated in Statement at para (i)(a) above}	Details of warrants		Details of convertible securities		Total shares (including underlying shares assuming full conversion of warrants and convertible securities) as a % of diluted share capital)	
				Number of warrants held	As a % total number of warrants of the same class	Number of convertible securities held	% w.r.t total number of convertible securities of the same class		
	STONERIDGE ADVISORS PRIVATE LIMITED	1600055	20.50	0	0.00	0	0.00	20.50	
	TOTAL :	1600055	20.50	0	0.00	0	0.00	20.50	

(1)(d)	STATEMENT SHOWING DETAILS OF LOCKED-IN SHARES"		
		Number of locked-in shares	Locked-in shares as a (%) percentage of total number of shares (i.e, Grand Total (A)+(B)+(C) Indicated in Statement at para (1)(a) above)
Sr. No.	Name of the shareholder		Promoter/Promoter Group/Public
1	SHILPA VINOD PAWAR	316000	4.05
2	JYOTII MAHADEV BABAR	316000	4.05
3	SAKSHI SAMIR PARAB	316000	4.05
4	R S IYER	202834	2.60
	TOTAL :	1150834	14.74



STATEMENT SHOWING DETAILS OF DEPOSITORY RECEIPTS (DRS)				
(II)(a)				
Sr.No.	Type of outstanding DR (ADRs,GDRs,SDRs,etc.)	Number of outstanding DRs	Number of shares underlying outstanding DRs	Shares underlying outstanding DRs as a percentage of total number of shares {i.e., Grand Total (A)+(B)+(C) indicated in Statement at Para(I)(a) above}
		0	0	0
	TOTAL :			0

Statement showing Holding of Depository Receipts (DRs), where underlying shares held by "Promoter/Promoter group" are in excess of 1% of the total number shares.				
(I)(b)	Type of outstanding DR (ADRs,GDRs,SDRs,et c.)	Number of shares underlying outstanding DRs	Shares underlying outstanding DRs as a percentage of total number of shares (i.e., Grand Total (A)+(B)+(C) indicated in Statement at para(I)(a) above}	
Sr.No.	Name of the DR Holder			
TOTAL :				0

