


(1)(a) STATEMENT SHOWING SHAREHOLDING PATTERN IN CLAUSE-35			
NAME OF THE COMPANY: ESHA MEDIA RESEARCH LIMITED		Name of the Scrip:	
SCRIP CODE:	531259		
Class of Security:			
QUARTER ENDED:	31/12/2014		
Partly paid-up shares	No. of partly paid-up shares	As a % of total no. of partly paid-up shares	As a % of total no. of shares of the Company.
Held by promoter/promoter group	0	0	0
Held by Public	0	0	0
Total:	0	0	0
Outstanding convertible securities:	No. of outstanding securities	As a % of total no. of outstanding convertible securities.	As a % of total no. of shares of the Company assuming full conversion of the convertible securities
Held by promoter/promoter group	0	0	0
Held by Public	0	0	0
Total:	0	0	0
Warrants:	No. of warrants	As a % of total no. of warrants	As a % of total no. of shares of the Company, assuming full conversion of warrants
Held by promoter/promoter group	0	0	0
Held by Public	0	0	0
Total:	0	0	0
Total paid-up capital of the Company, assuming full conversion of warrants and convertible securities		7806930	100,000



C

CATEGORY CODE	CATEGORY OF SHAREHOLDER	NO OF SHARE HOLDERS (iii)	TOTAL NUMBER OF SHARES (iv)	NO OF SHARES HELD IN DEMATERIALIZED FORM (v)	TOTAL SHAREHOLDING AS A % OF TOTAL NO OF SHARES		SHARES PLEDGE OR OTHERWISE ENCUMBERED	NUMBER OF SHARES AS a PERCENTAGE (ix)=(viii)/(iv)*100
					AS a PERCENTAGE of (A+B) (vi)	AS a PERCENTAGE of (A+B+C) (vii)		
(A)	PROMOTER AND PROMOTER GROUP							
(1)	INDIAN							
(a)	Individual /HUF	39	3300285	2907421	42.27	42.27	0	0.00
(b)	Central Government/State Government(s)	0	0	0	0.00	0.00	0	0.00
(c)	Bodies Corporate	6	992616	647350	12.71	12.71	0	0.00
(d)	Financial Institutions / Banks	0	0	0	0.00	0.00	0	0.00
(e)	Others	0	0	0	0.00	0.00	0	0.00
	Sub-Total A(1) :	45	4292901	3554771	54.99	54.99	0	0.00
(2)	FOREIGN							
(a)	Individuals (NRIs/Foreign Individuals)	0	0	0	0.00	0.00	0	0.00
(b)	Bodies Corporate	0	0	0	0.00	0.00	0	0.00
(c)	Institutions	0	0	0	0.00	0.00	0	0.00
(d)	Qualified Foreign Investor	0	0	0	0.00	0.00	0	0.00
(e)	Others	0	0	0	0.00	0.00	0	0.00
	Sub-Total A(2) :	0	0	0	0.00	0.00	0	0.00
	Total A=A(1)+A(2)	45	4292901	3554771	54.99	54.99	0	0.00
(B)	PUBLIC SHAREHOLDING							
(1)	INSTITUTIONS							
(a)	Mutual Funds /UTI	0	0	0	0.00	0.00	0	0.00
(b)	Financial Institutions /Banks	1	1000	1000	0.01	0.01	0	0.01
(c)	Central Government / State Government(s)	0	0	0	0.00	0.00	0	0.00

Handwritten signature

CATEGORY CODE	CATEGORY OF SHAREHOLDER	NO OF SHARE HOLDERS (iii)	TOTAL NUMBER OF SHARES (iv)	NO OF SHARES HELD IN DEMATERIALIZED FORM (v)	TOTAL SHAREHOLDING AS A % OF TOTAL NO OF SHARES		SHARES PLEDGE OR OTHERWISE ENCUMBERED
					AS a PERCENTAGE of (A+B) (vi)	AS a PERCENTAGE of (A+B+C) (vii)	
(i)	(ii)						
(d)	Venture Capital Funds	0	0	0	0.00	0.00	
(e)	Insurance Companies	0	0	0	0.00	0.00	
(f)	Foreign Institutional Investors	0	0	0	0.00	0.00	
(g)	Foreign Venture Capital Investors	0	0	0	0.00	0.00	
(h)	Qualified Foreign Investor	0	0	0	0.00	0.00	
(i)	Others	0	0	0	0.00	0.00	
	Sub-Total B(1) :	1	1000	1000	0.01	0.01	
(2)	NON-INSTITUTIONS						
(a)	Bodies Corporate	38	2140186	2109186	27.41	27.41	
(b)	Individuals						
	(i) Individuals holding nominal share capital upto Rs.1 lakh	956	408439	211209	5.23	5.23	
	(ii) Individuals holding nominal share capital in excess of Rs.1 lakh	18	963154	863118	12.34	12.34	
(c)	Others						
	NON RESIDENT INDIANS	1	250	250	0.00	0.00	
	CLEARING MEMBERS	1	1000	1000	0.01	0.01	
(d)	Qualified Foreign Investor	0	0	0	0.00	0.00	
	Sub-Total B(2) :	1014	3513029	3184763	45.00	45.00	
	Total B=B(1)+B(2) :	1015	3514029	3185763	45.01	45.01	
	Total (A+B) :	1060	7806930	6740534	100.00	100.00	
(C)	Shares held by custodians, against which						

Per...

CATEGORY CODE	CATEGORY OF SHAREHOLDER	NO OF SHARE HOLDERS (iii)	TOTAL NUMBER OF SHARES (iv)	NO OF SHARES HELD IN DEMATERIALIZED FORM (v)	TOTAL SHAREHOLDING AS A % OF TOTAL NO OF SHARES		SHARES PLEDGE OR OTHERWISE ENCUMBERED	NUMBER OF SHARES AS a PERCENTAGE (ix)=(viii)/(iv)*100
					AS a PERCENTAGE of (A+B) (vi)	AS a PERCENTAGE of (A+B+C) (vii)		
	Depository Receipts have been issued							
(1)	Promoter and Promoter Group	0	0	0	0.00	0.00		
(2)	Public							
GRAND TOTAL (A+B+C) :		1060	7806930	6740534	100.00	0.00	0	0.00

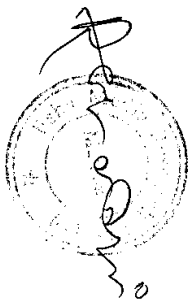
A handwritten signature in blue ink is written over a circular stamp. The stamp contains the text 'Sd/-' at the top, 'Director' in the middle, and 'M/s. [illegible]' at the bottom. There is also a small star symbol within the stamp.

(i)(b)	Statement showing holding of securities (including shares, warrants, convertible securities) of persons belonging to the category "Promoter and Promoter Group"	Details of Shares held			Encumbered shares (*)			Details of Warrants		Details of convertible securities		Total Shares (including underlying shares assuming full conversion of warrants and convertible securities) as a % of diluted share capital
		No. of Shares held	As a % of grand total (A)+(B)+(C)	Pledge Shares (V)	AS a percentage (VI)=(V)/(III)*100	AS a % of grand total (A) + (B) + (C) of sub-clause (I)(a)	Number of warrants held (VIII)	As a % total number of warrants of the same class (IX)	Number of convertible securities held (X)	As a % total number of convertible securities of the same class (XI)	(XII)	
1	R S IYER	636091	8.15	0	0.00	0.00	0	0.00	0	0.00	0	0.00
2	RAGHAVVA RAJU PENMATSA	605643	7.76	0	0.00	0.00	0	0.00	0	0.00	0	0.00
3	SUPREME CONSTRUCTION AND DEVELOPERS PVT LTD	363924	4.66	0	0.00	0.00	0	0.00	0	0.00	0	0.00
4	SUPREME CONSTRUCTIONS & DEVELOPERS PVT LTD	345166	4.42	0	0.00	0.00	0	0.00	0	0.00	0	0.00
5	SHILPA VINOD PAWAR	317550	4.07	0	0.00	0.00	0	0.00	0	0.00	0	0.00
6	JYOTII MAHADEV BABAR	317550	4.07	0	0.00	0.00	0	0.00	0	0.00	0	0.00

7	SAKSHI SAMIR PARAB	317550	4.07	0	0.00	0.00	0	0.00	0	0.00	0	0.00	0	0.00	0	0.00	0	0.00	4.07
8	R S IYER	199892	2.56	0	0.00	0.00	0	0.00	0	0.00	0	0.00	0	0.00	0	0.00	0	0.00	2.56
9	APBC PRINTING INKS P LTD	143550	1.84	0	0.00	0.00	0	0.00	0	0.00	0	0.00	0	0.00	0	0.00	0	0.00	1.84
10	MUKESH AGRAWAL	133320	1.71	0	0.00	0.00	0	0.00	0	0.00	0	0.00	0	0.00	0	0.00	0	0.00	1.71
11	BINOD FERRO ALLOYS PVT LTD	125876	1.61	0	0.00	0.00	0	0.00	0	0.00	0	0.00	0	0.00	0	0.00	0	0.00	1.61
12	ROHIT KAMALAKSHA RAO	100000	1.28	0	0.00	0.00	0	0.00	0	0.00	0	0.00	0	0.00	0	0.00	0	0.00	1.28
13	JAYESH HARAKCHAND SHAH	98853	1.27	0	0.00	0.00	0	0.00	0	0.00	0	0.00	0	0.00	0	0.00	0	0.00	1.27
14	P NAGAMANI	98110	1.26	0	0.00	0.00	0	0.00	0	0.00	0	0.00	0	0.00	0	0.00	0	0.00	1.26
15	ROHIT SINGH	90000	1.15	0	0.00	0.00	0	0.00	0	0.00	0	0.00	0	0.00	0	0.00	0	0.00	1.15
16	RANJAN SEBASTIAN KOCHERRY	90000	1.15	0	0.00	0.00	0	0.00	0	0.00	0	0.00	0	0.00	0	0.00	0	0.00	1.15
17	VAIDYANATHAN K	45945	0.59	0	0.00	0.00	0	0.00	0	0.00	0	0.00	0	0.00	0	0.00	0	0.00	0.59
18	LAKSHMI V	32900	0.42	0	0.00	0.00	0	0.00	0	0.00	0	0.00	0	0.00	0	0.00	0	0.00	0.42
19	LAKSHMI VAIDYALINGAM	30000	0.38	0	0.00	0.00	0	0.00	0	0.00	0	0.00	0	0.00	0	0.00	0	0.00	0.38
20	ARCHANA K IYER	30000	0.38	0	0.00	0.00	0	0.00	0	0.00	0	0.00	0	0.00	0	0.00	0	0.00	0.38
21	ADITYA LOONKAR	20000	0.26	0	0.00	0.00	0	0.00	0	0.00	0	0.00	0	0.00	0	0.00	0	0.00	0.26
22	UPASANA S PARASRAMPURIA	20000	0.26	0	0.00	0.00	0	0.00	0	0.00	0	0.00	0	0.00	0	0.00	0	0.00	0.26
23	HY-GROWTH FINANCE LTD	14000	0.18	0	0.00	0.00	0	0.00	0	0.00	0	0.00	0	0.00	0	0.00	0	0.00	0.18
24	P MAHENDRA	12570	0.16	0	0.00	0.00	0	0.00	0	0.00	0	0.00	0	0.00	0	0.00	0	0.00	0.16
25	P NARENDRA	12417	0.16	0	0.00	0.00	0	0.00	0	0.00	0	0.00	0	0.00	0	0.00	0	0.00	0.16
26	GIRIRAJ CHARAN	10000	0.13	0	0.00	0.00	0	0.00	0	0.00	0	0.00	0	0.00	0	0.00	0	0.00	0.13
27	SHAH VIMLABEN AMRUT	8949	0.11	0	0.00	0.00	0	0.00	0	0.00	0	0.00	0	0.00	0	0.00	0	0.00	0.11
28	JEETENDRA CHARUDATTA	8000	0.10	0	0.00	0.00	0	0.00	0	0.00	0	0.00	0	0.00	0	0.00	0	0.00	0.10
29	HARSHA	6945	0.09	0	0.00	0.00	0	0.00	0	0.00	0	0.00	0	0.00	0	0.00	0	0.00	0.09
30	SWATI	6945	0.09	0	0.00	0.00	0	0.00	0	0.00	0	0.00	0	0.00	0	0.00	0	0.00	0.09
31	HEMANTH	6945	0.09	0	0.00	0.00	0	0.00	0	0.00	0	0.00	0	0.00	0	0.00	0	0.00	0.09
32	ALEKHA	6945	0.09	0	0.00	0.00	0	0.00	0	0.00	0	0.00	0	0.00	0	0.00	0	0.00	0.09
33	V P VENKATRAMAN	5278	0.07	0	0.00	0.00	0	0.00	0	0.00	0	0.00	0	0.00	0	0.00	0	0.00	0.07
34	B SHOBHA RANI	5000	0.06	0	0.00	0.00	0	0.00	0	0.00	0	0.00	0	0.00	0	0.00	0	0.00	0.06
35	P INDIRA PARVATHI	5000	0.06	0	0.00	0.00	0	0.00	0	0.00	0	0.00	0	0.00	0	0.00	0	0.00	0.06
36	SARIPUDI PRAMEELA	4800	0.06	0	0.00	0.00	0	0.00	0	0.00	0	0.00	0	0.00	0	0.00	0	0.00	0.06
37	P SOWMYA	4250	0.05	0	0.00	0.00	0	0.00	0	0.00	0	0.00	0	0.00	0	0.00	0	0.00	0.05
38	K BALASUBRAMANYAM	4167	0.05	0	0.00	0.00	0	0.00	0	0.00	0	0.00	0	0.00	0	0.00	0	0.00	0.05

Handwritten signature and circular stamp of an official, likely a government or corporate representative, located at the bottom left of the page.

39	PRANAY SRINIVASAN	2400	0.03	0	0.00	0.00	0	0.00	0	0.00	0	0.00	0.03
40	VISHWANATHAN KRISHNAMURTHY	2400	0.03	0	0.00	0.00	0	0.00	0	0.00	0	0.00	0.03
41	CHITRA KRISHNAMURTHY	2400	0.03	0	0.00	0.00	0	0.00	0	0.00	0	0.00	0.03
42	P SWARAJYA LAKSHMI	1160	0.01	0	0.00	0.00	0	0.00	0	0.00	0	0.00	0.01
43	BUTCHI RAJU P HY-GROWTH FIN & INV	310	0.00	0	0.00	0.00	0	0.00	0	0.00	0	0.00	0.00
44	CONSULT S P LTD	100	0.00	0	0.00	0.00	0	0.00	0	0.00	0	0.00	0.00
45	SHIVRAM JAGANNATH ANGENE	70	0.00	0	0.00	0.00	0	0.00	0	0.00	0	0.00	0.00
	TOTAL :	4292901	54.99	0	0.00	0.00	0	0.00	0	0.00	0	0.00	54.99




A handwritten signature in black ink is written over a circular official stamp. The stamp contains some illegible text and a central emblem.

(i)(c)(i)	Statement showing holding of securities (including shares, warrants, convertible securities) of persons belonging to the category "Public" and holding more than 1% of the total number of shares	Number of shares held	Shares as a percentage of total number of shares {i.e., Grant total (A)+(B)+(C) indicated in Statement at para (i)(e) above}	Details of warrants		Details of convertible securities		Total shares (including underlying shares assuming full conversion of warrants and convertible securities) as a % of diluted share capital)
Sr.No.	Name of the shareholder	Number of shares held	Percentage of total number of shares	Number of warrants held	As a % total number of warrants of the same class	Number of convertible securities held	% w.r.t total number of convertible securities of the same class	
1	STONERIDGE ADVISORS PRIVATE LIMITED	1600055	20.50	0	0.00	0	0.00	20.50
2	SRINIVASAN RAJALAKSHMI	300000	3.84	0	0.00	0	0.00	3.84
3	GEPL CAPITAL PVT. LTD.-COLATERAL A/C	200000	2.56	0	0.00	0	0.00	2.56
4	RGE DIGITAL IMAGING SOLUTIONS PVT LTD	143743	1.84	0	0.00	0	0.00	1.84
5	PARVATI SANKAR NARAYANAN	100036	1.28	0	0.00	0	0.00	1.28
6	SWARAJYA LAKSHMI PENMETSA	98300	1.26	0	0.00	0	0.00	1.26
	TOTAL :	2442134	31.28	0	0.00	0	0.00	31.28

(i)(c)(ii)	Statement showing holding of securities (including shares, warrants, convertible securities) of persons (together with PAC) belonging to the category "Public" and holding more than 5% of the total number of shares of the company	Number of shares held	Shares as a percentage of total number of shares (i.e. Grant total (A)+(B)+(C) indicated in Statement at para (i)(a) above)	Details of warrants		Details of convertible securities		Total shares (including underlying shares assuming full conversion of warrants and convertible securities) as a % of diluted share capital)
Sr.No.	Name(s) of the shareholder(s) and the Persons Acting in Concert (PAC) with them	Number of shares held		Number of warrants held	As a % total number of warrants of the same class	Number of convertible securities held	% w.r.t total number of convertible securities of the same class	
1	STONERIDGE ADVISORS PRIVATE LIMITED	1600055	20.50	0	0.00	0	0.00	20.50
	TOTAL :	1600055	20.50	0	0.00	0	0.00	20.50

A handwritten signature in black ink is written over a circular official stamp. The stamp contains text around its perimeter, including 'STONERIDGE ADVISORS PRIVATE LIMITED' and 'CHARTERED ACCOUNTANTS'. The signature appears to be 'R. S. ...'.

STATEMENT SHOWING DETAILS OF LOCKED-IN SHARES"			
(i)(d)			
Sr.No.	Name of the shareholder	Number of locked- in shares	Locked-in shares as a (%) percentage of total number of shares (i.e. Grand Total (A)+(B)+(C) Indicated in Statement at para (i)(a) above}
1	SHILPA VINOD PAWAR	316000	4.05 PROMOTER/PROMOTER GROUP
2	JYOTI MAHADEV BABAR	316000	4.05 PROMOTER/PROMOTER GROUP
3	SAKSHI SAMIR PARAB	316000	4.05 PROMOTER/PROMOTER GROUP
4	R S IYER	202834	2.60 PROMOTER/PROMOTER GROUP
	TOTAL :	1150834	14.74




STATEMENT SHOWING DETAILS OF DEPOSITORY RECEIPTS (DRS)			
(ii)(a)			
Sr.No.	Type of outstanding DR (ADRs,GDRs,SDRs,etc.)	Number of outstanding DRS	Number of shares underlying outstanding DRS
		0	0
	TOTAL :	0	0
			Shares underlying outstanding DRS as a percentage of total number of shares (i.e., Grand Total (A)+(B)+(C) indicated in Statement at Para(i)(a) above)

Registrar of Companies, India

Statement showing Holding of Depository Receipts (DRs), where underlying shares held by "Promoter/Promoter group" are in excess of 1% of the total number shares.

(ii)(b)		Type of outstanding DR (ADRs, GDRs, SDRs, etc.)	Number of shares underlying outstanding DRs	Shares underlying outstanding DRs as a percentage of total number of shares (i.e., Grand Total (A)+(B)+(C) indicated in Statement at para(i)(a) above)
Sr.No.	Name of the DR Holder			
	TOTAL :		0	0



A handwritten signature in black ink is written over a circular stamp. The stamp contains some illegible text and a central emblem.