

M.VERMA & ASSOCIATES
CHARTERED ACCOUNTANTS

1209, Hemkunt Chambers
89, Nehru Place, New Delhi- 110019
Phone: 41078098, Telefax: 26211211
e-mail: mvermaassociates@yahoo.in
mvermaasso@gmail.com

The Board of Directors,
Engineers India Limited
1, Bhikaji Cama Place
New Delhi, -110066



**Limited Review Report of Independent Auditor on Standalone Unaudited Financial Results
for quarter ended June 30th, 2014.**

We have reviewed the accompanying statement of unaudited financial results of ENGINEERS INDIA LIMITED for the quarter ended 30th June 2014, except for the disclosures regarding 'Public Shareholding' and 'Promoter and Promoter Group Shareholding' which have been traced from disclosures made by the Management and have neither been reviewed nor been audited by us. The statement has been prepared by the Company pursuant to Clause 41 of the Listing Agreement with the Stock Exchanges in India, which has been initialed by us for identification purpose. This statement is the responsibility of the Company's Management and has been approved by the Board of Directors. Our responsibility is to issue a report on these financial statements based on our review.

We conducted our review in accordance with the Standard on Review Engagement (SRE) 2410, "Review of Interim Financial Information Performed by the Independent Auditor of the Entity". This standard requires that we plan and perform the review to obtain moderate assurance as to whether the financial statements are free of material misstatement. A review of interim financial information consists of making inquiries, primarily of persons responsible for financial and accounting matters, and applying analytical and other review procedures. A review is substantially less in scope than an audit conducted in accordance with Standards on Auditing and consequently does not enable us to obtain assurance that we would become aware of all significant matters that might be identified in an audit. Accordingly, we do not express an audit opinion.

Based on our review conducted as above, nothing has come to our attention that causes us to believe that the accompanying statement of unaudited financial results has not been prepared in all material respect in accordance with applicable Accounting Standards notified under the Companies Act, 1956, read with the general Circular 15/2013 dated 13th September, 2013 of the Ministry of Corporate Affairs in respect of Section 133 of the Companies Act, 2013, and other recognized accounting practices and policies, has not disclosed the information required to be disclosed in terms of Clause 41 of the Listing Agreement including the manner in which it is to be disclosed, or that it contains any material misstatement.

Date: August 12th, 2014
Place: New Delhi

For M. VERMA & ASSOCIATES
(Chartered Accountants)
FRN-0501433C

MOHENDER GANDHI
(Partner)
(M. No-088396)




CIN: L74899DL1965GOI004352

Regd. Office : Engineers India Bhavan, 1, Bhikaiji Cama Place, New Delhi-110066

Website: www.engineersindia.com ; e-mail: eil.mktg@eil.co.in ; Telephone: 011- 26762121 ; Fax: 011- 26178210

**UNAUDITED FINANCIAL RESULTS (PROVISIONAL)
FOR THE QUARTER ENDED 30th JUNE, 2014**

PART I		₹ In Lakhs			
Sl. No.	Particulars	QUARTER ENDED			Financial year ended
		30-Jun-14	31-Mar-14	30-Jun-13	31-Mar-14
		STANDALONE			
		(Unaudited)	(Unaudited)	(Unaudited)	(Audited)
(1)	(2)	(3)	(4)	(5)	(6)
1.	Income from operations				
	a) Net Sales/ Income From Operations	43549.00	49482.85	44318.74	182359.17
	b) Other Operating Income	-	-	-	-
	Total income from operations (net)	43549.00	49482.85	44318.74	182359.17
2.	Expenses				
	a) Cost of materials consumed	-	-	-	-
	b) Purchases of stock-in-trade	-	-	-	-
	c) Changes in inventories of finished goods, work-in-progress and stock-in-trade	-	-	-	-
	d) Employee benefits expense	14903.04	15252.65	14703.89	59781.46
	e) Depreciation and amortisation expense	535.73	712.04	245.48	1454.67
	f) Other expenses				
	I) Sub-Contract payment	11091.11	18325.79	9651.24	43220.69
	II) Construction material	3803.02	2556.90	2393.43	19244.40
	III) Other expenses	8284.38	6075.52	5922.69	22448.85
	Total expenses	38617.28	42922.90	32916.73	146150.07
3.	Profit from Operations before Other Income, finance costs & Exceptional items (1-2)	4931.72	6559.95	11402.01	36209.10
4.	Other Income	6928.87	7679.07	6803.63	33500.24
5.	Profit from ordinary activities before finance cost & Exceptional Items (3+4)	11860.59	14239.02	18205.64	69809.34
6.	Finance costs	0.00	6.46	0.07	6.53
7.	Profit from ordinary activities after finance cost but before Exceptional Items (5-6)	11860.59	14232.56	18205.57	69802.81
8.	Exceptional items	-	-	-	-
9.	Profit from Ordinary Activities before tax (7-8)	11860.59	14232.56	18205.57	69802.81
10.a	Provision for Taxation	4737.22	4416.43	6423.37	21374.82
10.b	Short/ (Excess) Provision for earlier years	-	(98.42)	-	(98.42)
10.c	Provision for Deferred Tax Liability/(Asset) including earlier years adjustment	(916.90)	(440.69)	(1152.41)	550.06
11.	Net Profit from Ordinary Activities after tax (9-10)	8040.27	10355.24	12934.61	47376.35
12.	Extraordinary Items (net of tax expense)	-	-	-	-
13.	Net Profit for the period (11-12)	8040.27	10355.24	12934.61	47376.35
14.	Paid-up equity share capital (Face Value of ₹ 5/-)	16846.84	16846.84	16846.84	16346.84
15.	Reserves excluding Revaluation Reserves	-	-	-	229329.20
16.	Earning Per Share (EPS)				
	i) Basic & diluted EPS before Extraordinary items in ₹	2.39	3.07	3.84	14.24
	ii) Basic & diluted EPS after Extraordinary items in ₹	2.39	3.07	3.84	14.24
PART II					
A PARTICULARS OF SHAREHOLDING					
1.	Public Shareholding				
	--Number Of Shares	103209301	103209301	66036060	103209301
	--Percentage of Share holding	30.63%	30.63%	19.60%	30.63%
2.	Promoters and Promoter group Shareholding				
a)	Pledged/ Encumbered				
	-- Number of Shares	-	-	-	-
	-- Percentage of Shares (as a % of the total shareholding of promoter and promoter group)	-	-	-	-
	-- Percentage of Shares (as a % of the total share capital of the company)	-	-	-	-
b)	Non- encumbered				
	-- Number of Shares	233727299	233727299	270900540	233727299
	-- Percentage of Shares (as a % of the total shareholding of promoter and promoter group)	100%	100%	100%	100%
	-- Percentage of Shares (as a % of the total share capital of the company)	69.37%	69.37%	80.40%	69.37%
	Particulars	Three months ended 30-Jun-14			
B INVESTOR COMPLAINTS		IN NUMBERS			
	Pending at the beginning of the quarter	0			
	Received during the quarter	123			
	Disposed of during the quarter	123			
	Remaining unresolved at the end of the quarter	0			

NOTES:

- The above results have been reviewed by the Audit Committee and approved by the Board of Directors at their meeting held on 12th August, 2014
- The Auditors of the Company have carried out "Limited Review" of the above financial results.
- Pursuant to applicability of Companies Act, 2013 from accounting period commencing after 1 April, 2014, the Company has re-calculated depreciation with reference to the estimated economic lives of fixed assets prescribed by Schedule II to the Companies Act, 2013 or actual useful life of assets, whichever is lower. Due to above, in case any asset whose life has been completed as on 1 April 2014, the carrying value, net of residual value thereof has been adjusted from the General Reserve and in other cases additional depreciation due to revised useful lives of the assets has been recognized in the Statement of Profit and Loss. Due to above, the amount adjusted from Reserve (net of deferred tax) was ₹34.77 Lakhs and additional depreciation charge during the current quarter was ₹141.43 Lakhs.

Place: New Delhi
Dated :12th August, 2014



By Order of the Board
For Engineers India Limited

Ram
(Ram Singh)
Director (Finance)

ENGINEERS INDIA LIMITED



CIN: L74899DL1965GOI004352

Regd. Office : Engineers India Bhavan, 1, Bhikaiji Cama Place, New Delhi-110066

Website: www.engineersindia.com ; e-mail: eil.mktg@eil.co.in ; Telephone: 011- 26762121 ; Fax: 011- 26178210

**UNAUDITED FINANCIAL RESULTS (PROVISIONAL)
FOR THE QUARTER ENDED 30th JUNE, 2014**


Segment wise Revenue, Results and Capital Employed

(₹ In Lakhs)

Particulars	QUARTER ENDED			Financial year ended
	STANDALONE			
	30-Jun-14 (Unaudited)	31-Mar-14 (Unaudited)	30-Jun-13 (Unaudited)	31-Mar-14 (Audited)
Segment Revenue				
Consultancy & Engineering Projects	23806.50	26375.52	29914.83	110907.14
Turnkey Projects	19742.50	23107.33	14403.91	71452.03
Total	43549.00	49482.85	44318.74	182359.17
Segment Profit from operations				
Consultancy & Engineering Projects	5796.17	7569.81	11724.91	38804.91
Turnkey Projects	1200.07	949.89	1029.86	4032.98
Total (a)	6996.24	8519.70	12754.77	42837.89
Prior period adjustments	0.00	(6.43)	(2.84)	277.07
Interest	0.00	6.46	0.07	6.53
Other un- allocable expenditure	2064.52	1966.18	1355.60	6351.72
Total (b)	2064.52	1966.21	1352.83	6635.32
Other Income (c)	6928.87	7679.07	6803.63	33600.24
Profit Before Tax (a-b+c)	11860.59	14232.56	18205.57	69802.81
Capital Employed *	254181.54	246176.04	236689.25	246176.04

*Fixed assets used in the company's business or liabilities contracted have not been identified to any of the reportable segments, as the fixed assets and support services are used interchangeably between segments. Accordingly, no disclosure relating to total segment assets and liabilities has been made.

In Turnkey Projects of the company, margins do not accrue uniformly during the year. Hence, the financial performance of the segments can be discerned only on the basis of the figures for the full year.



By Order of the Board
For Engineers India Limited

Ram

Ram Singh
Director (Finance)

Place: New Delhi
Dated :12th August, 2014