


Introductory sub-table (I)(a)

<b>CLAUSE 35</b>			
Introductory sub-table (I)(a)			
<b>NAME OF THE COMPANY : EMPEE DISTILLERIES LIMITED</b>			
<b>SCRIP CODE : 832920 NAME OF THE SCRIP : CLASS OF SECURITY : EQUITY</b>			
<b>QUARTER ENDED :</b>			
<b>SHAREHOLDING PATTERN AS ON : 30-Sep-2014</b>			
Partly paid-up shares:-	No. of partly paid-up shares	As a % of total no. of partly paid-up shares	As a % of total no. of shares of the company
Held by promoter/promoter group			
Held by public			
Total - D			
Outstanding convertible securities:-	No. of outstanding securities	As a % of total no. of outstanding convertible securities	As a % of total no. of shares of the company, assuming full conversion of the convertible securities
Held by promoter/promoter group			
Held by public			
Total - E			
Warrants:-	No. of warrants	As a % of total no. of warrants	As a % of total no. of shares of the company, assuming full conversion of warrants
Held by promoter/promoter group			
Held by public			
Total - F			
Total paid-up capital of the company, assuming full Conversion of warrants and convertible securities	19008893		



**Statement showing Shareholding Pattern**

Category code	Category of Shareholder	Number of Shareholders	Total number of shares	Number of shares held in dematerialized form	Total shareholding as a percentage of total number of shares		Shares Pledged or otherwise encumbered		
					As a % of (A+B)	As a % of (A+B+C)	Number of shares	As a percentage ((X)/(Y+Z))	
					(VI)	(VII)	(VIII)	(IX)	
(i)	(ii)	(iii)	(iv)	(v)	(vi)	(vii)	(viii)	(ix)	
<b>SHAREHOLDING OF PROMOTER AND PROMOTER GROUP</b>									
<b>A</b>	<b>INDIAN</b>								
a	INDIVIDUALS/HINDU UNDIVIDED FAMILY	2	2057954	2057954	10.8262	10.8262	780420	37.9221	
b	CENTRAL GOVERNMENT/ STATE GOVERNMENT(S)	0	0	0	0.0000	0.0000	0	0.0000	
c	BODIES CORPORATE	2	4249294	4249294	22.8672	22.8672	4249294	100.0000	
d	FINANCIAL INSTITUTIONS/ BANKS	0	0	0	0.0000	0.0000	0	0.0000	
e	ANY OTHER	0	0	0	0.0000	0.0000	0	0.0000	
f	DIRECTORS AND THEIR RELATIVES	6	4414054	4414054	23.3357	23.3357	0	0.0000	
		6	4414054	4414054	23.3357	23.3357	0	0.0000	
	<b>SUB - TOTAL (A)(1)</b>	<b>10</b>	<b>12133303</b>	<b>12133303</b>	<b>63.8298</b>	<b>63.8298</b>	<b>5006237</b>	<b>41.8602</b>	
<b>2</b>	<b>FOREIGN</b>								
a	INDIVIDUALS (NON-RESIDENT INDIVIDUALS/ FOREIGN INDIVIDUALS)	0	0	0	0.0000	0.0000	0	0.0000	
b	BODIES CORPORATE	0	0	0	0.0000	0.0000	0	0.0000	
c	INSTITUTIONS	0	0	0	0.0000	0.0000	0	0.0000	
d	QUALIFIED FOREIGN INVESTOR	0	0	0	0.0000	0.0000	0	0.0000	
e	ANY OTHER	0	0	0	0.0000	0.0000	0	0.0000	
	<b>SUB - TOTAL (A)(2)</b>	<b>0</b>	<b>0</b>	<b>0</b>	<b>0.0000</b>	<b>0.0000</b>	<b>0</b>	<b>0.0000</b>	
	<b>TOTAL SHARE HOLDING OF PROMOTER AND PROMOTER GROUP (A) = (A)(1)+(A)(2)</b>	<b>10</b>	<b>12133303</b>	<b>12133303</b>	<b>63.8298</b>	<b>63.8298</b>	<b>5006237</b>	<b>41.8602</b>	
<b>B</b>	<b>PUBLIC SHAREHOLDING</b>								
<b>1</b>	<b>INSTITUTIONS</b>								
a	MUTUAL FUNDS/UTI	0	0	0	0.0000	0.0000	NA	NA	
b	FINANCIAL INSTITUTIONS/ BANKS	2	13713	13713	0.0721	0.0721	NA	NA	
c	CENTRAL GOVERNMENT/ STATE GOVERNMENT(S)	0	0	0	0.0000	0.0000	NA	NA	
d	VENTURE CAPITAL FUNDS	0	0	0	0.0000	0.0000	NA	NA	
e	INSURANCE COMPANIES	0	0	0	0.0000	0.0000	NA	NA	
f	FOREIGN INSTITUTIONAL INVESTORS	0	0	0	0.0000	0.0000	NA	NA	
g	FOREIGN VENTURE CAPITAL INVESTORS	0	0	0	0.0000	0.0000	NA	NA	
h	QUALIFIED FOREIGN INVESTOR	0	0	0	0.0000	0.0000	NA	NA	
i	ANY OTHER	0	0	0	0.0000	0.0000	NA	NA	
	<b>SUB - TOTAL (B)(1)</b>	<b>2</b>	<b>13713</b>	<b>13713</b>	<b>0.0721</b>	<b>0.0721</b>	<b>NA</b>	<b>NA</b>	
<b>2</b>	<b>NON-INSTITUTIONS</b>								
a	BODIES CORPORATE	419	1040145	1039745	5.4719	5.4719	NA	NA	
b	INDIVIDUALS -								
i	INDIVIDUAL SHAREHOLDERS HOLDING NOMINAL SHARE CAPITAL UPTO RS. 1 LAKH	27789	4120273	4119354	21.8755	21.8755	NA	NA	
ii	INDIVIDUAL SHAREHOLDERS HOLDING NOMINAL SHARE CAPITAL IN EXCESS OF RS. 1 LAKH	42	1154382	914382	6.0728	6.0728	NA	NA	
c	QUALIFIED FOREIGN INVESTOR	0	0	0	0.0000	0.0000	NA	NA	
d	ANY OTHER	0	0	0	0.0000	0.0000	NA	NA	
e	CLEARING MEMBERS	34	9412	9412	0.0495	0.0495	NA	NA	
f	HINDU UNDIVIDED FAMILIES	1768	348736	348736	1.8345	1.8345	NA	NA	
g	NON RESIDENT INDIANS	242	188279	188279	0.9904	0.9904	NA	NA	
h	TRUSTS	6	650	650	0.0034	0.0034	NA	NA	
		2050	547077	547076	2.8780	2.8780	NA	NA	
	<b>SUB - TOTAL (B)(2)</b>	<b>30310</b>	<b>6861877</b>	<b>6620557</b>	<b>36.0982</b>	<b>36.0982</b>	<b>NA</b>	<b>NA</b>	
	<b>TOTAL PUBLIC SHAREHOLDING (B) = (B)(1)+(B)(2)</b>	<b>30312</b>	<b>6875590</b>	<b>6634270</b>	<b>36.1703</b>	<b>36.1703</b>	<b>NA</b>	<b>NA</b>	
	<b>TOTAL (A)+(B)</b>	<b>30322</b>	<b>19008893</b>	<b>18767573</b>	<b>100.0000</b>	<b>100.0000</b>	<b>NA</b>	<b>26.3362</b>	
<b>C</b>	<b>SHARES HELD BY CUSTODIANS AND AGAINST WHICH DEPOSITORY RECEIPTS HAVE BEEN ISSUED</b>								
	Promoter and Promoter Group	0	0	0	0.0000	0.0000	NA	NA	
	Public	0	0	0	0.0000	0.0000	NA	NA	
	<b>TOTAL CUSTODIAN (C)</b>	<b>0</b>	<b>0</b>	<b>0</b>	<b>0.0000</b>	<b>0.0000</b>	<b>NA</b>	<b>NA</b>	
	<b>GRAND TOTAL (A)+(B)+(C)</b>	<b>30322</b>	<b>19008893</b>	<b>18767573</b>	<b>100.0000</b>	<b>100.0000</b>	<b>5006237</b>	<b>26.3362</b>	



**EMPEE DISTILLERIES LIMITED**


(116) Statement showing holding of securities (including shares, warrants, convertible securities) of persons belonging to the category "Promoter and Promoter Group" - as on 31.03.2024

Sr.No	Name of the shareholder	Details of Shares held		Encumbered shares <sup>(1)</sup>			Details of warrants		Details of convertible securities		Total shares (including underlying shares assuming full conversion of warrants and convertible securities) as a % of diluted share capital
		No. of Shares held	As a % of grand total (A)+(B)+(C)	No. of Shares held	As a percentage	As a % of grand total (A)+(B)+(C) of sub-clause	Number of warrants held	As a % total number of warrants of the same class	Number of convertible securities held	As a % total number of convertible securities of the same class	
(i)	(ii)	(iii)	(iv)	(v)	(vi) = (v) / (iii) * 100	(vii)	(viii)	(ix)	(x)	(xi)	(xii)
1	EMPEE HOLDINGS LIMITED	4743223	23.0473	4224517	88.7577	22,2897	0	0.0000	0	0.0000	23.0473
2	EMPEE HOLDINGS LTD	488055	2.3901	0	0.0000	0.0000	0	0.0000	0	0.0000	2.3901
3	M P PURUSHOTHAMAN	2037783	10.2201	750425	36.7823	4,1015	0	0.0000	0	0.0000	10.2201
4	M P PURUSHOTHAMAN	20163	0.1010	0	0.0000	0.0000	0	0.0000	0	0.0000	0.1010
5	SHEEJU PURUSHOTHAMAN	1002000	5.2712	0	0.0000	0.0000	0	0.0000	0	0.0000	5.2712
6	SHEENA PURUSHOTHAMAN	1002043	5.2713	0	0.0000	0.0000	0	0.0000	0	0.0000	5.2713
7	NISHA PURUSHOTHAMAN	1002000	5.2712	0	0.0000	0.0000	0	0.0000	0	0.0000	5.2712
8	A K ARUNA	1800000	9.2157	0	0.0000	0.0000	0	0.0000	0	0.0000	9.2157
9	SHAJI PURUSHOTHAMAN	510	0.0032	0	0.0000	0.0000	0	0.0000	0	0.0000	0.0032
10	A K SAJEEVAN	2500	0.0292	0	0.0000	0.0000	0	0.0000	0	0.0000	0.0292
	<b>TOTAL</b>	<b>42433303</b>	<b>100.0000</b>	<b>5008237</b>	<b>41.2602</b>	<b>28,3383</b>	<b>0</b>	<b>0.0000</b>	<b>0</b>	<b>0.0000</b>	<b>63.8295</b>



**EMPEE DISTILLERIES LIMITED****(1)(c)(i) Statement showing holding of securities (including shares, warrants, convertible securities) of persons belonging to the category "Public" and holding more than 1% of the total number of shares - 30-Sep-2014**


Sr.No	Name of the shareholder	No. of Shares held	Shares as a percentage of total number of shares (i.e., Grand Total (A)+(B)+(C) indicated in Statement at para(i)(a) above)	Details of warrants		Details of convertible securities		Total shares (including underlying shares assuming full conversion of warrants and convertible securities) as a % of diluted share capital
				Number of warrants held	As a % total number of warrants of the same class	Number of convertible securities held	% w.r.t total number of convertible securities of the same class	
1	DINESH KUMAR SINGHI	192818	1.0143	0	0.0000	0	0.0000	1.0143
	<b>TOTAL</b>	<b>192818</b>	<b>1.0143</b>	<b>0</b>	<b>0.0000</b>	<b>0</b>	<b>0.0000</b>	<b>1.0143</b>



**EMPEE DISTILLERIES LIMITED**

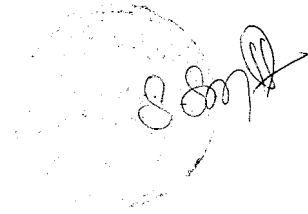
(1)(c)(ii) Statement showing holding of securities (including shares, warrants, convertible securities) of persons (together with PAC) belonging to the category "Public" and holding more than 1% of the total number of shares of the company - 31.03.2014

Sr.No	Name(s) of the shareholder(s) and the Persons acting in Concert (PAC) with them	No. of Shares held	Shares as a percentage of total number of shares (i.e., Grand Total (A)+(B)+(C) Indicated in Statement at para(i)(a)	Details of warrants		Details of convertible securities		Total shares (including underlying shares assuming full conversion of warrants and convertible securities) as a % of diluted
				Number of warrants held	As a % total number of warrants of the same class	Number of convertible securities held	% w.r.t total number of convertible securities of the same class	
	NIL							




**EMPEE DISTILLERIES LIMITED****(I)(d) Statement Showing Details of Locked-In Shares - 30-Sep-2014**

Sr.No	Name of the shareholder	Number of Locked In Shares	Locked-In Shares As A % Of Total Number of Shares (i.e., Grand Total (A)+(B)+(C) Indicaetd in Statement at Para (I)(a) Above)	Promoter / Promoter Group / Public
	NIL			

A handwritten signature in black ink is written over a circular stamp. The signature is cursive and appears to be 'S. S. S.'. The stamp is faint and mostly illegible, but it is positioned to the right of the table.

**EMPEE DISTILLERIES LIMITED****(II)(a) Statement Showing Details of Depository Receipts (DRs) - 30-Sep-2014**

Sr.No	Type of Outstanding DR (ADRs, GDRs, SDRs, etc.)	Number of Outstanding DRs	Number of Shares Underlying Outstanding DRs	Shares Underlying Outstanding DRs As A % OF Total Number of Shares (i.e., Grand Total (A)+(B)+(C) Indicated in Statement at Para (I)(a) Above}
	NIL			







**EMPEE DISTILLERIES LIMITED**

(III)(a) Statement showing the Voting Pattern of Shareholders, if more than one class of Shares / Securities is issued by the Issuer. - 30-Sep-2014

Sr.No	Category of Share Holder	Number of Voting Rights Held in each class of Securities			Total Voting Rights (III+IV+V)	Total Voting Rights i.e.(VI)	
		CLASS X (III)	CLASS Y (IV)	CLASS Z (V)		AS A % OF (A+B) (VII)	AS A % OF (A+B+C) (VIII)
(I)	(II)				(VI)		
(A)	PROMOTER AND PROMOTER GROUP						
(1)	INDIAN						
(a)	INDIVIDUALS/HINDU UNDIVIDED FAMILY						
(b)	CENTRAL GOVERNMENT / STATE GOVERNMENT(S)						
(c)	BODIES CORPORATE						
(d)	FINANCIAL INSTITUTIONS / BANKS						
(e)	ANY OTHER (SPECIFY)						
	SUB-TOTAL(A)(1)						
(2)	FOREIGN						
	INDIVIDUALS (NON-RESIDENT						
(a)	INDIVIDUALS / FOREIGN INDIVIDUALS)						
(b)	BODIES CORPORATE						
(c)	INSTITUTIONS						
(d)	ANY OTHER						
	SUB-TOTAL(A)(2)						
	TOTAL SHAREHOLDING OF PROMOTER AND PROMOTER GROUP (A)=(A)(1)+(A)(2)						
(B)	PUBLIC SHAREHOLDING						
(1)	INSTITUTIONS						
(a)	MUTUAL FUNDS / UTI						
(b)	FINANCIAL INSTITUTIONS / BANKS						
(c)	CENTRAL GOVERNMENT / STATE GOVERNMENT(S)						
(d)	VENTURE CAPITAL FUNDS						
(e)	INSURANCE COMPANIES						
(f)	FOREIGN INSTITUTIONAL INVESTORS						
(g)	FOREIGN VENTURE CAPITAL INVESTORS						
(h)	ANY OTHER (SPECIFY)						
	SUB-TOTAL(B)(1)						
(2)	NON-INSTITUTIONS						
(a)	BODIES CORPORATE						
	INDIVIDUALS -						
(b)	I. INDIVIDUAL SHAREHOLDERS HOLDING NOMINAL SHARECAPITAL UP TO RS. 1 LAKH						
	II. INDIVIDUAL SHAREHOLDERS HOLDING NOMINAL SHARECAPITAL IN EXCESS OF RS. 1 LAKH						
(c)	ANY OTHER (SPECIFY)						
	SUB-TOTAL(B)(2)						
	TOTAL PUBLIC SHAREHOLDING (B)=(B)(1)+(B)(2)						
(2)	TOTAL (A)+(B)						
(C)	SHARES HELD BY CUSTODIANS AND AGAINST WHICH DEPOSITORY RECEIPTS HAVE BEEN ISSUED						
	GRAND TOTAL (A)+(B)+(C)						

EMPEE DISTILLERIES LIMITED  
 CHIEF EXECUTIVE OFFICER  
 S. S. S.