

**Introductory sub-table (I)(a)**

Name of the Company: ELECON ENGINEERING COMPANY LTD.

Scrip Code, Name of the scrip, class of security: BSE :- 505700 NSE :- ELECON

Quarter ended: 30TH JUNE, 2014


Partly paid-up shares:-	No. of partly paid-up shares	As a % of total no. of partly paid-up shares	As a % of total no. of shares of the company
Held by promoter/promoter group	0	0	0
Held by public	0	0	0
<b>Total</b>	<b>0</b>	<b>0</b>	<b>0</b>

Outstanding convertible securities:-	No. of outstanding securities	As a % of total no. of outstanding convertible securities	As a % of total no. of shares of the company, assuming full conversion of the convertible securities
Held by promoter/promoter group	0	0	0
Held by public	0	0	0
<b>Total</b>	<b>0</b>	<b>0</b>	<b>0</b>

Warrants:-	No. of warrants	As a % of total no. of warrants	As a % of total no. of shares of the company, assuming full conversion of warrants
Held by promoter/promoter group	0	0	0
Held by public	0	0	0
<b>Total</b>	<b>0</b>	<b>0</b>	<b>0</b>

<b>Total paid-up capital of the company, assuming full conversion of warrants and convertible securities</b>	<b>108935843</b>	<b>0</b>	<b>100</b>
--	------------------	----------	------------

Elecon Engineering Co. I

Cranes



Rubber Industry



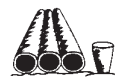
Marine Industry



Plastic Industry



Power Industry



Steel Industry



Sugar Industry



Mining



Cement Industry

**Gearing industries. Gearing economies.**

**Statement Showing Shareholding Pattern**

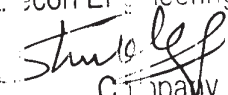
Category code	Category of Shareholder	Number of Shareholders	Table (I)(a)		Total shareholding as a percentage of total number of shares		Shares Pledged or otherwise encumbered	
			Total number of shares	Number of shares held in dematerialized form	As a percentage of (A+B) <sup>1</sup>	As a percentage of (A+B+C)	Number of shares	As a percentage
			(IV)	(V)	(VI)	(VII)	(VIII)	(IX)= (VIII)/(IV) *100
(I)	(II)	(III)	(IV)	(V)	(VI)	(VII)	(VIII)	(IX)= (VIII)/(IV) *100
<b>(A)</b>	<b>Shareholding of Promoter and</b>							
<b>1</b>	<b>Indian</b>							
(a)	Individuals/ Hindu Undivided Family	6	3176874	3176874	2.92	2.92	0.00	0.00
(b)	Central Government/ State Government(s)				0.00	0.00	0.00	0.00
(c)	Bodies Corporate	10	59165553	59165553	54.31	54.31	6493850	10.98
(d)	Financial Institutions/ Banks	0	0.00	0.00	0.00	0.00	0.00	0.00
(e)	Any Others(Specify)	0	0.00	0.00	0.00	0.00	0.00	0.00
(e-i)	Trust	1	928492	928492	0.85	0.85	0.00	0.00
(e-ii)		0	0.00	0.00	0.00	0.00	0.00	0.00
	<b>Sub Total(A)(1)</b>	<b>17</b>	<b>63270919</b>	<b>63270919</b>	<b>58.08</b>	<b>58.08</b>	<b>6493850</b>	<b>10.26</b>
<b>2</b>	<b>Foreign</b>							
a	Individuals (Non-Residents Individuals/ Foreign Individuals)	0.00	0.00	0.00	0.00	0.00	0.00	0.00
b	Bodies Corporate	0.00	0.00	0.00	0.00	0.00	0.00	0.00
c	Institutions	0.00	0.00	0.00	0.00	0.00	0.00	0.00
d	Qualified Foreign Investor	0.00	0.00	0.00	0.00	0.00	0.00	0.00
e	Any Others(Specify)	0.00	0.00	0.00	0.00	0.00	0.00	0.00
e-i		0.00	0.00	0.00	0.00	0.00	0.00	0.00
e-ii								
	<b>Sub Total(A)(2)</b>	<b>0.00</b>	<b>0.00</b>	<b>0.00</b>	<b>0.00</b>	<b>0.00</b>	<b>0.00</b>	<b>0.00</b>
	<b>Total Shareholding of Promoter and</b>	<b>17</b>	<b>63270919</b>	<b>63270919</b>	<b>58.08</b>	<b>58.08</b>	<b>6493850</b>	<b>10.26</b>
<b>(B)</b>	<b>Public shareholding</b>							
<b>1</b>	<b>Institutions</b>							
(a)	Mutual Funds/ UTI	16	9608277	9608277	8.82	8.82	0.00	0.00
(b)	Financial Institutions/ Banks	9	140017	116077	0.13	0.13	0.00	0.00
(c)	Central Government/ State Government(s)	1	278648	278648	0.26	0.26	0.00	0.00
(d)	Venture Capital Funds	0.00	0.00	0.00	0.00	0.00	0.00	0.00
(e)	Insurance Companies	0.00	0.00	0.00	0.00	0.00	0.00	0.00
(f)	Foreign Institutional Investors	7	611671	611671	0.56	0.56	0.00	0.00
(g)	Foreign Venture Capital Investors	0.00	0.00	0.00	0.00	0.00	0.00	0.00
(h)	Qualified Foreign Investor	0.00	0.00	0.00	0.00	0.00	0.00	0.00
(i)	Any Other (specify)	0.00	0.00	0.00	0.00	0.00	0.00	0.00
(i-ii)		0.00	0.00	0.00	0.00	0.00	0.00	0.00
(i-ii)								
	<b>Sub-Total (B)(1)</b>	<b>33</b>	<b>10638613</b>	<b>10614673</b>	<b>9.77</b>	<b>9.77</b>	<b>0.00</b>	<b>0.00</b>

For Elecon Engineering Co. Ltd.


 Company Secretary

<b>B 2</b>	<b>Non-institutions</b>							
(a)	Bodies Corporate	613	3620116	3588211	3.32	3.32	0.00	0.00
(b)	Individuals	0	0	0	0.00	0.00	0.00	0.00
I	Individuals -i. Individual shareholders holding nominal share capital up to Rs 1 lakh	45922	24470128	21524333	22.46	22.46	0.00	0.00
II	ii. Individual shareholders holding nominal share capital in excess of Rs. 1 lakh.	45	4596090	4414220	4.22	4.22	0.00	0.00
(c)	Qualified Foreign Investor				0.00	0.00	0.00	0.00
(d)	Any Other (specify)				0.00	0.00	0.00	0.00
(d-i)	HUF	251	413278	413278	0.38	0.38	0.00	0.00
(d-ii)	Clearing Members	227	448073	448073	0.41	0.41	0.00	0.00
(d-iii)	Non-Resident (Repatriable)	462	841133	841133	0.77	0.77	0.00	0.00
(d-iv)	Non-Resident (Non-Repatriable)	146	159402	159012	0.15	0.15	0.00	0.00
(d-v)	Trust	2	1500	1500	0.00	0.00	0.00	0.00
(d-vi)	Directors & Their Relatives	6	432711	432711	0.40	0.40	0.00	0.00
(d-vii)	Market Maker	17	43880	43880	0.04	0.04	0.00	0.00
	<b>Sub-Total (B)(2)</b>	<b>47691</b>	<b>35026311</b>	<b>31866351</b>	<b>32.15</b>	<b>32.15</b>	<b>0.00</b>	<b>0.00</b>
<b>(B)</b>	<b>Total Public Shareholding (B)= (B)(1)+(B)(2)</b>	<b>47724</b>	<b>45664924</b>	<b>42481024</b>	<b>41.92</b>	<b>41.92</b>	<b>0.00</b>	<b>0.00</b>
	<b>TOTAL (A)+(B)</b>	<b>47741</b>	<b>108935843</b>	<b>105751943</b>	<b>100.00</b>	<b>100.00</b>	<b>0.00</b>	<b>0.00</b>
<b>(C)</b>	<b>Shares held by Custodians and against which Depository Receipts have been issued</b>							
1	Promoter and Promoter Group	0.00	0.00	0.00	0.00	0.00	0.00	0.00
2	Public							
	<b>Sub-Total (C)</b>	<b>0.00</b>	<b>0.00</b>	<b>0.00</b>	<b>0.00</b>	<b>0.00</b>	<b>0.00</b>	<b>0.00</b>
	<b>GRAND TOTAL (A)+(B)+(C)</b>	<b>47741</b>	<b>108935843</b>	<b>105751943</b>	<b>0.00</b>	<b>100.00</b>	<b>6493850</b>	<b>5.96</b>

For Elecon Engineering Co. Ltd.


  
 Company Secretary

Sr.No	Notes
1	
2	
3	
4	H.A.
5	
6	
7	
8	
9	

for Elecon Engineering Co. Ltd.

  
Company Secretary



(1)(b) Statement showing holding of securities (including shares, warrants, convertible securities) of persons belonging to the category "Promoter and Promoter Group"

Sr. No.	Name of the shareholder	Details of Shares held		Encumbered shares (*)			Details of warrants		Details of convertible securities		Total shares (including underlying shares of warrants and convertible securities) as a % of diluted net capital (XII)
		Number of shares held	As a % of grand total (A)+(B)+(C)	No.	As a percentage (VI)=(V)/(III)*100	As a % of grand total (A)+(B)+(C) of sub-clause (1)(a)	Number of warrants held	As a % total number of warrants of the same class (IX)	Number of convertible securities held	As a % total number of convertible securities of the same class (XI)	
(I)	(II)	(III)	(IV)	(V)	(VI)	(VII)	(VIII)	(IX)	(X)	(XI)	(XII)
1	EMTICI ENGINEERING LIMITED	26775669	24.58	6336000	23.66	5.82		0	0	0	
2	PRAYAS ENGINEERING LIMITED	11166394	10.25	157850	1.41	0.14		0	0	0	
3	POWER BUILD LIMITED	15960	0.01	0	0.00	0.00		0	0	0	
4	BIPRA INVESTMENTS AND TRUSTS PRIVATE LTD.	5876621	5.39	0	0.00	0.00		0	0	0	
5	DEVKISHAN INVESTMENTS PRIVATE LIMITED	1195779	1.10	0	0.00	0.00		0	0	0	
6	ELECON INFORMATION TECHNOLOGY LIMITED	1946624	1.79	0	0.00	0.00		0	0	0	
7	K B INVESTMENTS PRIVATE LIMITED	10081125	9.25	0	0.00	0.00		0	0	0	
8	AKAAISH MECHATRONICS LIMITED	1786187	1.64	0	0.00	0.00		0	0	0	
9	SPECIALITY WOODPACK PRIVATE LIMITED	160597	0.15	0	0.00	0.00		0	0	0	
10	WIZARD FINCAP LIMITED	160597	0.15	0	0.00	0.00		0	0	0	
11	PRAYASVIN BHANUBHAI PATEL	99962	0.09	0	0.00	0.00		0	0	0	
12	PRAYASVIN BHANUBHAI PATEL/TARUNA P. PATEL	36019	0.03	0	0.00	0.00		0	0	0	
13	PRAYASVIN BHANUBHAI PATEL	1190529	1.09	0	0.00	0.00		0	0	0	
14	PRAYASVIN B. PATEL (On behalf of Bhanubhai I. Patel -HUF)	227490	0.21	0	0.00	0.00		0	0	0	
15	TARUNA PATEL	191816	0.18	0	0.00	0.00		0	0	0	
16	TRUPTI PRADIP PATEL	1431058	1.31	0	0.00	0.00		0	0	0	
17	PRAYASVIN B. PATEL(C/O S.I.PATEL TRUST)	928492	0.85	0	0.00	0.00		0	0	0	
	<b>TOTAL</b>	<b>63270919</b>	<b>58.08</b>	<b>6493850</b>	<b>10.26</b>	<b>5.96</b>		<b>0</b>	<b>0</b>	<b>0</b>	

(\*) The term "encumbrance" has the same meaning as assigned to it in regulation 28(3) of the SAST Regulations, 2011.

For Elecon Engineering Co. Ltd.

*Shubh*  
Company Secretary






**(1)(d) Statement showing details of locked-in shares**

Sr. No.	Name of the shareholder	Number of locked-in shares	Locked-in shares as a percentage of total number of shares {i.e., Grand Total (A)+(B)+(C) indicated in Statement at para (1)(a) above}
1			
2			
3			
4			
5			
6			
7			
8			
9			
<b>TOTAL</b>		<b>0</b>	<b>0.00</b>

NOT APPLICABLE

Secretary of Elecon Engineering Co. Ltd.

  
Company Secretary





**(II)(b) Statement showing holding of Depository Receipts (DRs), where underlying shares held by "promoter/promoter group" are in excess of 1% of the total number of shares**

Sr. No.	Name of the DR Holder	Type of outstanding DR (ADRs, GDRs, SDRs, etc.)	Number of shares underlying outstanding DRs	Shares underlying outstanding DRs as a percentage of total number of shares {i.e., Grand Total (A)+(B)+(C) indicated in Statement at para (I)(a) above}
1				
2				
3				
4				
5				
6				
7		Total shares (including		
8				
9				
			0	(0.00)
<b>TOTAL</b>				

NOT APPLICABLE

For Elecon Engineering Co. Ltd.  
  
 Company Secretary