

Introductory sub-table (I)(a)			
Name of the Company:	ELDER HEALTH CARE LIMITED		
Scrip Code, Name of the scrip, class of security:	524830		
Quarter ended:	30/06/2014		
Partly paid-up shares:-	No. of partly paid-up shares	As a % of total no. of partly paid-up shares	As a % of total no. of shares of the company
Held by promoter/promoter group	NIL	NIL	NIL
Held by public	NIL	NIL	NIL
Total - D	NIL	NIL	NIL
Outstanding convertible securities:-	No. of outstanding securities	As a % of total no. of outstanding convertible securities	As a % of total no. or shares of the company, assuming full conversion of the convertible securities
Held by promoter/promoter group	NIL	NIL	NIL
Held by public	NIL	NIL	NIL
Total - E	NIL	NIL	NIL
Warrants:-	No. of warrants	As a % of total no. of warrants	As a % of total no. or shares of the company, assuming full conversion of warrants
Held by promoter/promoter group	NIL	NIL	NIL
Held by public	NIL	NIL	NIL
Total - F	NIL	NIL	NIL
Total paid-up capital of the company, assuming full conversion of warrants and convertible securities	4000000		

For ELDER HEALTHCARE LTD.


Company Secretary

Statement Showing Shareholding Pattern								
Company Name: ELDER HEALTH CARE LIMITED			Table (I)(a)					
Category code	Category of Shareholder	Number of Shareholders	Total number of shares	Number of shares held in dematerialized form	Total shareholding as a percentage of total number of shares		Shares Pledged or otherwise encumbered	
					As a percentage of (A+B)1	As a percentage of (A+B+C)	Number of shares	As a percentage (IX) = (VIII)/(IV)*100
(I)	(II)	(III)	(IV)	(V)	(VI)	(VII)	(VIII)	(IX)
(A) Shareholding of Promoter and Promoter Group2								
1 Indian								
(a)	Individuals/ HUF	3	30860	30860	0.77	0.77	0	0.00
(b)	Central Govt./ State Govt.(s)	0	0	0	0.00	0.00	0	0.00
(c)	Bodies Corporate	4	1584979	1584979	39.62	39.62	0	0.00
(d)	Financial Institutions/ Banks	0	0	0	0.00	0.00	0	0.00
(e)	Any Others(Specify)							
(e-i)	Directors	3	365188	365188	9.13	9.13	150000	41.07
(e-ii)	Directors				0.00	0.00		0.00
Sub Total(A)(1)		10	1981027	1981027	49.53	49.53	150000	7.57
2 Foreign								
a	Individuals (NRI/Foreign Individu	0	0	0	0.00	0.00	0	0.00
b	Bodies Corporate	0	0	0	0.00	0.00	0	0.00
c	Institutions	0	0	0	0.00	0.00	0	0.00
d	Qualified Foreign Investor	0	0	0	0.00	0.00	0	0.00
e	Any Others(Specify)	0	0	0	0.00	0.00	0	0.00
Sub Total(A)(2)		0	0	0	0.00	0.00	0	0.00
Total Shareholding of Promote		10	1981027	1981027	49.53	49.53	150000	7.57
(B) Public shareholding								
1 Institutions								
(a)	Mutual Funds/ UTI	0	0	0	0.00	0.00	0	0.00
(b)	Financial Institutions / Banks	1	100	0	0.00	0.00	0	0.00
(c)	Central Government/ State Gover	0	0	0	0.00	0.00	0	0.00
(d)	Venture Capital Funds	0	0	0	0.00	0.00	0	0.00
(e)	Insurance Companies	0	0	0	0.00	0.00	0	0.00
(f)	Foreign Institutional Investors	0	0	0	0.00	0.00	0	0.00
(g)	Foreign Venture Capital Investors	0	0	0	0.00	0.00	0	0.00
(h)	Qualified Foreign Investor	0	0	0	0.00	0.00	0	0.00
(i)	Any Other (specify)	0	0	0	0.00	0.00	0	0.00
Sub-Total (B)(1)		1	100	0	0.00	0.00	0	0.00
B 2 Non-institutions								
(a)	Bodies Corporate	106	303891	297091	7.60	7.60	0	0.00
(b)	Individuals							
I	Ind-Hold nominal shr capital upto	3546	1208068	889678	30.20	30.20	0	0.00
II	Ind-Hold nominal shr capital in ex	13	387106	387106	9.68	9.68	0	0.00
(c)	Qalified Foregin Investor	0	0	0	0.00	0.00	0	0.00
(d)	Any Other (specify)							
(d-i)	Others	0	0	0	0.00	0.00	0	0.00
(d-ii)	Clearing member	15	19215	19215	0.48	0.48	0	0.00
(d-iii)	NRIs	18	96943	96943	2.42	2.42	0	0.00
(d-iv)	NRI Corp Bodies	0	0	0	0.00	0.00	0	0.00
(d-v)	Foreign Corp Bodies (Including FC	0	0	0	0.00	0.00	0	0.00
(d-vi)	Customers	0	0	0	0.00	0.00	0	0.00
(d-vii)	Suppliers	0	0	0	0.00	0.00	0	0.00
(d-viii)	Foreign Nationals	0	0	0	0.00	0.00	0	0.00
(d-ix)	Trusts	0	0	0	0.00	0.00	0	0.00
(d-x)	Foreign (Promoters)	0	0	0	0.00	0.00	0	0.00
(d-xi)	Directors	2	3650	3650	0.09	0.09	0	0.00
(d-xii)	Directors Relatives	0	0	0	0.00	0.00	0	0.00
(d-xiii)	Foreign Individuals (Including FDI	0	0	0	0.00	0.00	0	0.00
Sub-Total (B)(2)		3700	2018873	1693683	50.47	50.47	0	0.00
(B) Total Public Shareholding (B)-		3701	2018973	1693683	50.47	50.47	0	0.00
TOTAL (A)+(B)		3711	4000000	3674710	100.00	100.00	150000	3.75
(C) Shares held by Custodians and against which Depository Receipts have been issued								
1 Promoter and Promoter Group								
		0	0	0	0.00	0.00	0	0.00
2 Public -								
		0	0	0	0.00	0.00	0	0.00
Sub-Total (C)		0	0	0	0.00	0.00	0	0.00
GRAND TOTAL (A)+(B)+(C)		3711	4000000	3674710	100.00	100.00	150000	3.75

For ELDER HEALTHCARE LTD.



Company Secretary


(I)(b)	Statement showing holding of securities (including shares, warrants, convertible securities) of persons belonging to the category "Promoter and Promoter Group"											
	Sr. No.	Name of the shareholder	Details of Shares held		Encumbered shares (*)			Details of warrants		Details of convertible securities		Total shares (including underlying shares assuming full conversion of warrants and convertible securities) as a % of diluted share capital
Number of shares held			As a % of grand total (A) + (B) + (C)	No.	As a percentage	As a % of grand total (A)+(B)+(C) of sub-clause (I)(a)	Number of warrants held	As a % Total Number of warrants of the same Class	Number of convertible securities held	As a % Total Number of convertible securities of the same Class		
(I)	(II)	(III)	(IV)	(V)	(VI)	(VII)	(VIII)	(IX)	(X)	(XI)	(XII)	
1	AKSHAYA HOLDII	647700	16.19	0	0.00	0.00	0	0.00	0	0.00	0.00	
2	ALOK SAXENA	1300	0.03	0	0.00	0.00	0	0.00	0	0.00	0.00	
3	ANUJ JAGDISH S	158288	3.96	0	0.00	0.00	0	0.00	0	0.00	0.00	
4	ELDER PHARMAC	321200	8.03	0	0.00	0.00	0	0.00	0	0.00	0.00	
5	INDARTS EXPOR	163279	4.08	0	0.00	0.00	0	0.00	0	0.00	0.00	
6	JAGDISH KANTIS	205600	5.14	150000	72.96	3.75	0	0.00	0	0.00	0.00	
7	NIITI SAXENA	2000	0.05	0	0.00	0.00	0	0.00	0	0.00	0.00	
8	SEMIT PHARMAC	452800	11.32	0	0.00	0.00	0	0.00	0	0.00	0.00	
9	SHALINI KUMAR	12860	0.32	0	0.00	0.00	0	0.00	0	0.00	0.00	
10	SNEH J SAXENA	16000	0.40	0	0.00	0.00	0	0.00	0	0.00	0.00	
	TOTAL	1981027	49.53	150000	7.57	3.75	0	0.00	0	0.00	0.00	

(* The term "encumbrance" has the same meaning as assigned to it in regulation 28(3) of the SAST Regulations, 2011

(I)(
c)(i) Statement showing holding of securities (including shares, warrants, convertible securities) of persons belonging to category "Public" and holding more than 1% of the total number of shares

Sr. No.	Name of the shareholder	Number of shares held	Shares as a percentage of total number of shares {i.e., Grand Total (A)+(B)+(C) indicated in Statement at para (I)(a) above}	Details of warrants		Details of		Total shares (including underlying shares assuming full Conversion of warrants and convertible securities) as a % of diluted share capital
				Number of warrants held	As a % Total Number of warrants of the same Class	Number of convertible securities held	As a % Total Number of convertible securities of the same Class	
1	AJAY AJITKUMAR KARS	88000	2.20	0	0.00	0.00	0	0.00
2	M.PRASAD & CO LIMIT	45028	1.13	0	0.00	0.00	0	0.00
3	MANJU BHALOTIA MAN	152489	3.81	0	0.00	0.00	0	0.00
4	SUNIL SUDHIR KOTH	50000	1.25	0	0.00	0.00	0	0.00
5	TANGENT ELECTRONIC	100000	2.50	0	0.00	0.00	0	0.00
	TOTAL	435517	10.89	0	0.00	0.00	0	0.00

For ELDER HEALTHCARE LTD.


Company Secretary

(I)(c)(i) Statement showing holding of securities (including shares, warrants, convertible securities) of persons (together with PAC) belonging to the category "Public" and holding more than 5% of the total number of shares of the company								
Sr. No.	Name(s) of the shareholder(s) and the Persons Acting in Concert (PAC) with them	Number of shares	Shares as a percentage of total number of shares {i.e., Grand Total (A)+(B)+(C) indicated in Statement at para (I)(a) above}	Details of warrants		Details of convertible		Total shares (including underlying shares assuming full Conversion of warrants and convertible securities) as a % of diluted share capital
				Number of warrants	As a % Total Number of warrants of the same Class	Number of convertible securities held	% w.r.t Total Number of convertible securities of the same Class	
1		0	0.00	0	0.00	0	0.00	0.00
	TOTAL	0	0.00	0	0.00	0	0.00	0.00

For EIGEN HEALTHCARE LTD.


Company Secretary



(I)(d) Statement showing details of locked-in shares				
Sr. No.	Name of the shareholder	Number of locked-in shares	Locked-in shares as a percentage of total number of shares (i.e., Grand Total (A)+(B)+(C) indicated in Statement at para (1)(a) above)	Promoter / Promoter Group / Public
1		0	0.00	
	TOTAL	0	0.00	


(II)(a) Statement showing details of Depository Receipts (DRs)				
Sr. No.	Type of outstanding DR (ADRs, GDRs, SDRs, etc.)	Number of outstanding DRs	Number of shares underlying outstanding DRs	Shares underlying outstanding DRs as a percentage of total number of shares {i.e., Grand Total (A)+(B)+(C) indicated in Statement at para (I)(a) above}
1		0	0	0
TOTAL		0	0	0

For ELDER HEALTHCARE LTD.


Company Secretary

(II)(b) Statement showing holding of Depository Receipts (DRs), where underlying shares held by 'promoter/promoter group' are in excess of 1% of the total number of shares.				
Sr. No.	Name of the DR Holder	Type of outstanding DR (ADRs, GDRs, SDRs, etc.)	Number of shares underlying outstanding DRs	Shares underlying outstanding DRs as a percentage of total number of shares {i.e., Grand Total (A)+(B)+(C) indicated in Statement at para (I)(a) above}
1		0	0	0
	TOTAL	0	0	0

For ELDER HEALTHCARE LTD.


Company Secretary