



Introductory sub-table (I)(a)

| | | | |
|--|--------------------------------------|--|---|
| Name of the Company: ECE INDUSTRIES LIMITED | | | |
| Script Code / Name of the scrip / class of security: BSE- 532491, NSE- ECEIND / Equity Share / N.A. | | | |
| Quarter ended: 30.09.2014 | | | |
| Partly paid-up shares:- | | | |
| | No. of partly paid-up shares | As a % of total no. of partly paid-up shares | As a % of total no. of shares of the company |
| Held by promoter/promoter group | 0 | 0 | 0 |
| Held by public | 0 | 0 | 0 |
| Total - D | 0 | 0 | 0 |
| Outstanding convertible securities:- | | | |
| | No. of outstanding securities | As a % of total no. of outstanding convertible securities | As a % of total no. of shares of the company, assuming full conversion of the convertible securities |
| Held by promoter/promoter group | 0 | 0 | 0 |
| Held by public | 0 | 0 | 0 |
| Total - E | 0 | 0 | 0 |
| Warrants:- | | | |
| | No. of warrants | As a % of total no. of warrants | As a % of total no. of shares of the company, assuming full conversion of warrants |
| Held by promoter/promoter group | 0 | 0 | 0 |
| Held by public | 0 | 0 | 0 |
| Total - F | 0 | 0 | 0 |
| Total paid-up capital of the company, assuming full conversion of warrants and convertible securities | | | |
| | 7725925 | 100.00 | 100.00 |




Statement Showing Shareholding Pattern


| Table I(a) | | | | | | | | | |
|----------------------|---|-------------------------------|------------------------------|---|--|----------------------------------|---|--|--|
| Cate gory code | Category of Shareholder | Number of Shareholde rs | Total number of shares | Number of shares held in dematerialized form | Total shareholding as a percentage of total number of shares | | Shares Pledged or otherwise encumbered | | |
| | | | | | As a percentage of(A+B) ¹ | As a percentage of (A+B+C) | Number of shares | As a percentage (IX) = (VII)/(IV)*100 | |
| (I) | (II) | (III) | (IV) | (V) | (VI) | (VII) | (VIII) | (IX) = (VII)/(IV)*100 | |
| (A) | Shareholding of Promoter and 1 Indian | | | | | | | | |
| (a) | Individuals/ Hindu Undivided Family | 4 | 993154 | 993154 | 12.85 | 12.85 | 0 | 0.00 | |
| (b) | Central Government/ State Government(s) | 0 | 0 | 0 | 0.00 | 0.00 | 0 | 0.00 | |
| (c) | Bodies Corporate | 4 | 3500333 | 3500333 | 45.31 | 45.31 | 0 | 0.00 | |
| (d) | Financial Institutions/ Banks | 0 | 0 | 0 | 0.00 | 0.00 | 0 | 0.00 | |
| (e) | Trust | 0 | 0 | 0 | 0.00 | 0.00 | 0 | 0.00 | |
| (e-i) | | 0 | | | 0.00 | 0.00 | 0 | 0.00 | |
| (e-ii) | | 0 | | | 0.00 | 0.00 | 0 | 0.00 | |
| | | | | | | | | | |
| | | | | | | | | | |
| | Sub Total(A)(I) | 8 | 4493487 | 4493487 | 58.16 | 58.16 | 0 | 0.00 | |
| 2 | Foreign | | | | | | | | |
| a | Individuals (Non-Residents Individuals/ Foreign Individuals) | 0 | 0 | 0 | 0.00 | 0.00 | 0 | 0.00 | |
| b | Bodies Corporate | 0 | 0 | 0 | 0.00 | 0.00 | 0 | 0.00 | |
| c | Institutions | 0 | 0 | 0 | 0.00 | 0.00 | 0 | 0.00 | |
| d | Any Others(Specify) | 0 | 0 | 0 | 0.00 | 0.00 | 0 | 0.00 | |
| d-i | | 0 | 0 | 0 | 0.00 | 0.00 | 0 | 0.00 | |



| | | | | | | | | |
|---|--|--------|---------|---------|-------|-------|-----|------|
| d-ii | | 0 | 0 | 0 | 0.00 | 0.00 | 0 | 0.00 |
| | | | | | | | | |
| | | | | | | | | |
| | Sub Total(A)(2) | 0 | 0 | 0 | 0.00 | 0.00 | 0 | 0.00 |
| | Total Shareholding of Promoter and Promoter Group (A)= (A)(1)+(A)(2) | 8 | 4493487 | 4493487 | 58.16 | 58.16 | 0 | 0.00 |
| (B) Public shareholding | | | | | | | | |
| I Institutions | | | | | | | | |
| (a) Mutual Funds/ UTI | 0 | 0 | 0 | 0.00 | 0.00 | N.A | N.A | N.A |
| (b) Financial Institutions / Banks | 1 | 909 | 909 | 0.01 | 0.01 | N.A | N.A | N.A |
| (c) Central Government/ State Government(s) | 0 | 0 | 0 | 0.00 | 0.00 | N.A | N.A | N.A |
| (d) Venture Capital Funds | 0 | 0 | 0 | 0.00 | 0.00 | N.A | N.A | N.A |
| (e) Insurance Companies | 1 | 343808 | 343808 | 4.45 | 4.45 | N.A | N.A | N.A |
| (f) Foreign Institutional Investors | 1 | 211500 | 211500 | 2.74 | 2.74 | N.A | N.A | N.A |
| (g) Foreign Venture Capital Investors | 0 | 0 | 0 | 0.00 | 0.00 | N.A | N.A | N.A |
| (h) Any Other (specify) | 0 | 0 | 0 | 0.00 | 0.00 | N.A | N.A | N.A |
| (h-i) | | | | 0.00 | 0.00 | N.A | N.A | N.A |
| (h-ii) | - | | | | | | | |
| | | | | | | | | |
| | Sub-Total (B)(1) | 3 | 556217 | 556217 | 7.20 | 7.20 | N.A | N.A |
| B 2 Non-institutions | | | | | | | | |
| (a) Bodies Corporate | 128 | 954833 | 950882 | 12.36 | 12.36 | N.A | N.A | N.A |
| (b) Individuals | | | | 0.00 | 0.00 | N.A | N.A | N.A |
| | Individuals - i. Individual shareholders holding nominal share capital up to Rs 1 lakh | 4429 | 817124 | 645704 | 10.58 | 10.58 | N.A | N.A |
| I | i. lakhs | | | | | | | |
| II | ii. Individual shareholders holding nominal share capital in excess of Rs. 1 lakh. | 7 | 825113 | 825113 | 10.68 | 10.68 | N.A | N.A |
| (c) NRI / OCB | 30 | 69140 | 67149 | 0.89 | 0.89 | N.A | N.A | N.A |
| (c-i) Clearing Member | 22 | 9861 | 9861 | 0.13 | 0.13 | N.A | N.A | N.A |
| (c-ii) Trust | 1 | 150 | 150 | 0.002 | 0.002 | N.A | N.A | N.A |


[illegible]

| S.No | Notes |
|------|-------|
| 1 | |
| 2 | |
| 3 | |
| 4 | |
| 5 | |
| 6 | |
| 7 | |
| 8 | |
| 9 | |



(1)(b) Statement showing holding of securities (including shares, warrants, convertible securities) of persons belonging to the category "Promoter and Promoter Group"

| Sr. | Name of the shareholder | Details of Shares held | | | Encumbered shares (*) | | Details of warrants | | Details of convertible securities | | Total shares (including underlying shares assuming full conversion of warrants and convertible securities) as a % of diluted share capital |
|-----|--|------------------------|-----------------------------------|-----|-----------------------------------|--|-------------------------|--|---------------------------------------|--|--|
| | | Number of shares held | As a % of grand total (A)+(B)+(C) | No. | As a percentage (V)=(V)/(III)*100 | As a % of grand total (A)+(B)+(C) of sub-clause (I)(a) | Number of warrants held | As a % of total number of warrants of the same class | Number of convertible securities held | As a % of total number of convertible securities of the same class | |
| No. | | | | | | | | | | | |
| (i) | (ii) | (iii) | (iv) | (v) | (vi)=(v)/(iii)*100 | (vii) | (viii) | (ix) | (x) | (xi) | (xii) |
| 1 | KUMAR MANGALAM BIRLA | 6750 | 0.09 | 0 | 0.00 | 0.00 | | 0 | | 0 | 0 |
| 2 | JAYASHREE MOHTA | 11688 | 0.15 | 0 | 0.00 | 0.00 | | 0 | | 0 | 0 |
| 3 | SAKATE KHAITAN | 200 | 0.003 | 0 | 0.00 | 0.00 | | 0 | | 0 | 0 |
| 4 | PRAKASH KUMAR MOHTA | 974516 | 12.61 | 0 | 0.00 | 0.00 | | 0 | | 0 | 0 |
| 5 | ESSEL MINING AND INDUSTRIES LIMITED. | 85730 | 1.11 | 0 | 0.00 | 0.00 | | 0 | | 0 | 0 |
| 6 | BHIRAGACHA FINANCE COMPANY PRIVATE LTD | 255482 | 3.31 | | 0.00 | 0.00 | | 0 | | 0 | 0 |




| | | | | | | | | | | | | | | | | | | | |
|-------|---|---------|-------|---|------|--|------|--|--|---|--|--|--|--|--|--|--|--|---|
| 7 | JAYASHREE FINVEST PRIVATE LIMITED | 449124 | 5.81 | 0 | 0.00 | | 0.00 | | | 0 | | | | | | | | | 0 |
| 8 | PARVATI TEA COMPANY PRIVATE LIMITED | 2709997 | 35.08 | 0 | 0.00 | | 0.00 | | | 0 | | | | | | | | | 0 |
| TOTAL | | 4493487 | 58.16 | 0 | 0.00 | | 0.00 | | | 0 | | | | | | | | | 0 |

(*) The term "encumbrance" has the same meaning as assigned to it in regulation 28(3) of the SAST Regulations, 2011




(D)(c)(i) Statement showing holding of securities (including shares, warrants, convertible securities) of persons belonging to the category "Public" and holding more than 1% of the total number of shares

| Sr. No. | Name of the shareholder | Number of shares held | Shares as a percentage of total number of shares {i.e., Grand Total (A)+(B)+(C) indicated in Statement at para (I)(a) above} | Details of warrants | | Details of convertible securities | | Total shares (including underlying shares assuming full conversion of warrants and convertible securities) as a % of diluted share capital |
|--------------|---|-----------------------|--|-------------------------|---|---------------------------------------|--|--|
| | | | | Number of warrants held | As a % total number of warrants of the same class | Number of convertible securities held | % w.r.t total number of convertible securities of the same class | |
| 1 | THE ORIENTAL INSURANCE COMPANY LIMITED | 343808 | 4.45 | | 0 | | | 0 |
| 2 | JAI ANNANYA INVESTMENTS PRIVATE LIMITED | 99034 | 1.28 | | 0 | | | 0 |
| 3 | JAMUNA COMMODITIES PVT. LTD. | 120000 | 1.55 | | 0 | | | 0 |
| 4 | HITESH RAMJI JAVERI | 300000 | 3.88 | | 0 | | | 0 |
| 5 | ADONIS NIRYAT PRIVATE LIMITED | 137745 | 1.78 | | 0 | | | 0 |
| 6 | EOS MULTI STRATEGY FUND LTD. | 211500 | 2.74 | | 0 | | | 0 |
| 7 | SMIFS CAPITAL MARKETS LTD. | 384500 | 4.98 | | 0 | | | 0 |
| 8 | HARSHA HITESH JAVERI | 90000 | 1.16 | | 0 | | | 0 |
| 9 | MEENA A KOTHARI | 356000 | 4.61 | | | | | |
| TOTAL | | 2042587 | 26.44 | 0 | 0 | 0 | 0 | 0 |




(1)(c)(ii) Statement showing holding of securities (including shares, warrants, convertible securities) of persons (together with PAC) belonging to the category "Public" and holding more than 5% of the total number of shares of the company : NIL

| Sr. No. | Name(s) of the shareholder(s) and the Persons Acting in Concert (PAC) with them | Number of shares | Shares as a percentage of total number of shares {i.e., Grand Total (A)+(B)+(C) indicated in Statement at para (I)(a) above} | Details of warrants | | Details of convertible securities | | Total shares (including underlying shares assuming full conversion of warrants and convertible securities) as a % of diluted share capital |
|--------------|---|------------------|--|---------------------|---|---------------------------------------|--|--|
| | | | | Number of warrants | As a % total number of warrants of the same class | Number of convertible securities held | % w.r.t total number of convertible securities of the same class | |
| 1 | | | 0.00 | | 0 | | 0 | |
| 2 | | | 0.00 | | 0 | | 0 | |
| 3 | | | 0.00 | | 0 | | 0 | |
| 4 | | | 0.00 | | 0 | | 0 | |
| 5 | | | 0.00 | | 0 | | 0 | |
| 6 | | | 0.00 | | 0 | | 0 | |
| 7 | | | 0.00 | | 0 | | 0 | |
| 8 | | | 0.00 | | 0 | | 0 | |
| 9 | | | 0.00 | | 0 | | 0 | |
| 10 | | | 0.00 | | 0 | | 0 | |
| | | | | | | | | |
| | | | | | | | | |
| TOTAL | | 0 | 0.00 | 0 | 0 | 0 | 0 | 0 |



Statement showing details of locked-in shares : NIL

| Sr. No. | Name of the shareholder | Number of locked-in shares | Locked-in shares as a percentage of total number of shares {i.e., Grand Total (A)+(B)+(C) indicated in Statement at para (D)(a) above} |
|---------|-------------------------|----------------------------|--|
| 1 | | | 0.00 |
| 2 | | | 0.00 |
| 3 | | | 0.00 |
| 4 | | | 0.00 |
| 5 | | | 0.00 |
| 6 | | | 0.00 |
| 7 | | | 0.00 |
| 8 | | | 0.00 |
| 9 | | | 0.00 |
| TOTAL | | 0 | 0.00 |



(III)(a)

Statement showing details of Depository Receipts (DRs) : NIL

| Sr. No. | Type of outstanding DR (ADRs, GDRs, SDRs, etc.) | Number of outstanding DRs | Number of shares underlying outstanding DRs | Shares underlying outstanding DRs as a percentage of total number of shares {i.e., Grand Total (A)+(B)+(C) indicated in Statement at para (I)(a) above} |
|---------|--|------------------------------|--|--|
| 1 | | | | 0.00 |
| 2 | | | | 0.00 |
| 3 | | | | 0.00 |
| 4 | | | | 0.00 |
| 5 | | | | 0.00 |
| 6 | | | | 0.00 |
| 7 | | | | 0.00 |
| 8 | | | | 0.00 |
| 9 | | | | 0.00 |
| TOTAL | | 0 | 0 | 0.00 |

