

CLAUSE 35

Introductory sub-table (1) (a)

NAME OF THE COMPANY : ARVIND REMEDIES Re.1/- SHARE
 SCRIP CODE 531823 NAME OF THE SCRIP ARVINDREM
 CLASS OF SECURITY EQUITY
 QUARTER ENDING 30TH SEPTEMBER 2015


SHAREHOLDING PATTERN AS ON 30TH SEPTEMBER 2015

Partly paid up shares	No. of partly paid up shares	As a % of total no. of partly paid up shares	As a % of total no. of shares of the company
Held by Promoter/ promoter group	Nil		
Held by Public	Nil		
Total	Nil		
Outstanding convertible securities	No. of outstanding securities	As a % of total no. of outstanding convertible securities	As a % of total no. of shares of the company, assuming full conversion of the convertible securities
Held by promoter/ promoter group	Nil		
Held by public	Nil		
Total	Nil		
Warrants	No. of warrants	As a % of total no. of warrants	As a % of total no. of shares of the company, assuming full conversion of the warrants
Held by promoter/ promoter group	NIL	0	0
Held by public	Nil	0	0
Total	Nil	0	0
Total paid up capital of the company, assuming full conversion of warrants and convertible securities	Rs.681260000 (68126000 shares of Rs.10 each)	-	100%




STATEMENT SHOWING SHAREHOLDING PATTERN**TABLE 1(a)**Name of the Company **Arvind Remedies Ltd.**Scrip Code **531823/ ARL** 30.09.2015


Category code	Category of shareholder	No. of holder	Total no. of shares	No. of shares held in demat form	Total share holding		Shares pledged or otherwise encumbered	
I	ii	Iii	iv	V	As % of A+B Vi	As a % of A+B+C vii	No. of shares Viii	As a %age (viii)/(iv)* 100
A)	Shareholding Promoter & Promoter group							
I	Indian							
a)	Individuals/HUF	6	2430162	2430162	3.56	3.56	2420162	99.59
b)	Central Govt/State Govt(s)	0	0	0	0	0		
c)	Bodies Corporate	3	5394	5394	0.01	0.01	5394	100.0
d)	Financial Institutions/Banks	0	0	0	0	0		
e)	Any Other (specify)	0	0	0	0	0		
	Sub Total(A1	9	2435556	2435556	3.57	3.57	2425556	99.59
2	Foreign							
A	Individuals (Non-residents individuals/foreign individuals)	0	0	0	0	0		
B	Bodies Corporate	0	0	0	0	0		



C	Institutions	0	0	0	0	0		
D	Any others (specify)	0	0	0	0	0		
	Sub Total (A)(2)	0	0	0	0	0	0	0
	Total shareholding of Promoter & Promoter Group A) = (A)(1)+(A)(2)	9	2435556	2435556	3.57	3.57	2425556	99.59
B	Public shareholding							
I	Institutions	0	0	0	0	0		
A	Mutual Funds/ UTI	0	0					
B	Financial Institutions/Banks	3	10600	10600	.0155	.0155		
C	Central Govt/ State Govt(s)	0	0					
D	Venture capital funds	0	0					
E	Insurance Companies	0	0					
F	Foreign institutional investors	1	2000	2000	.0029	.0029		
G	Foreign venture capital investors	0	0					
H	Any other (specify)	0	0					
	Sub-Total (B)(i)	4	12600	12600	.0184	.0184	0	0
B2	Non-Institutions							
A	Bodies Corporate	939	8068844	8068529	11.844	11.844	NA	NA
B	Individuals							




I	Individuals-I individual shareholders holding nominal share capital upto Rs.1 lac	68484	36572382	36304823	53.69 78	53.69 78	NA	NA
	ii. individual shareholders holding nominal share capital in excess of Rs.1 lakh	548	15564731	15552481	22.84 7	22.84 7	NA	NA
C	Any other (specify)							
1	Clearing Members	92	491053	491053	.7208	.7208	NA	
ii	Trusts	0	0	0	0	0.00		
iii	HUFs	1420	2476580	2476580	3.635	3.635	NA	
iv	Non Resident Indians	580	2504454	2504454	3.676	3.676	NA	
	Sub Total (B)(2)	72063	65678044	65397920	96.42 11	96.42 11		
B	Total public share holding B = (B)(i)+(B)(2)	72067	65690644	65410520	96.43 96	96.43 96		
	TOTAL (A)+(B)	72076	68126000	67846076	100.0	100.0	242555 6	3.56
C	Shares held by custodians and against which depository receipts have been issued	0	0	0				
	GRAND TOTAL A+B+C	72076	68126000	67846076	100.0	100.0	242555 6	3.56



(I)(b) Statement showing holding of securities (including shares, warrants, convertible securities) of persons belonging to the category of "Promoter and Promoter Group"

S/ No.	Name of shareholder	Details of shares held		Encumbered shares			Details of warrants		Details of convertible securities		Total shares (including underlying shares assuming full conversion of warrants and convertible securities) as a % of diluted share capital
		No. of shares held	As a % of grand total (A)+(B)+(C)	Nos	As a %	As a % of grand total (A)+(B)+(C)+ of sub-clause (1)(a)	No. of warrants held	As a % of total no. of warrants of the same class	No. of convertible securities held	As a % of total no. of convertible securities of the same class	
(1)	(ii)	(iii)	(IV)	(V)	(VI)	(VII)	(VI II)	(IX)	(X)	(X)	(XII)



										I)	
1	Arvind kumar B Shah	488368	.7168	488368	100	-	Nil	-	Nil	-	.7112
2	Arvind kumar B Shah (HUF)	14188	.02	4188		-	Nil	-	Nil	-	0.02
3	Nikita Shah	480000	.7045	480000	100	-	Nil	-	-	-	.7045
4	Baby Rani	480056	.7046	480056	100	-	Nil	-	Nil	-	.7046
5	Deepti Kumari	484519	.7112	484519	100	-	Nil	-	Nil	-	.7112
6	Anand kumar A Shah	483031	.7090	483031	100	-	Nil	-	Nil	-	2.79
7	Sankes hwara Credit & inv. Ltd.	3955	.0058	3955	100	-	-	-	-	-	.0058
8	Shreya nce Finance Ltd.	584	.0008	584	100	-	-	-	-	-	.0008
9	Arvind Health Care P Ltd.	855	.0012	855	100	-	-	-	-	-	.0012
10	Narit Tradec om P Ltd.	Nil	-	-	-	-	-	-	-	-	-
	TOTAL	2435556	3.57	2425556	100		Nil				3.57



I (c)(i) Statement showing holding securities (including shares, warrants, convertible securities) of persons belonging to the category "Public" and holding more than 1% of the total number of shares

S N o	Name of the sharehol der	No. of shares held	Shares as a % of total no. of shares (i.e. grand total (A)+(B) +(C) indicate d in stateme nt at para (1)(a) above	Details of warrants		Details of convertible securities		Total shares (incl underlyi ng shares assumin g full conversi on of warrants and converti ble securitie s) as a % of diluted share capital
				No. of warr ants held	As a % total no. of warr ants of the same class	No. of conve rtible securi ties held	% w.r.t total no. of convertible securities of the same class	
1	Santosh Sitaram Goenka	924965	1.3577	0		0		1.3577
2	Ashika Stock Broking Ltd.	744246	1.0924	0		0		1.0924
	TOTAL	16669211	2.4501	0		0		2.4501




(1)(c) (ii) Statement showing holding of securities (including shares, warrants, convertible securities) of persons (together with PAC) belonging to the category "Public" and holding more than 5% of the total number of shares of the company

S N o	Name of the shareholder	No. of shares held	Shares as a % of total no. of shares (i.e. grand total (A)+(B)+(C) indicated in statement at para (1)(a) above	Details of warrants		Details of convertible securities		Total shares (incl underlying shares assuming full conversion of warrants and convertible securities) as a % of diluted share capital
				No. of warrants held	As a % total no. of warrants of the same class	No. of convertible securities held	% w.r.t total no. of convertible securities of the same class	
			NIL					

I(d) Statement showing details of locked in shares

S No.	Name of the shareholder	No. of shares	Shares as % age of total no. of shares (i.e. grand total (A)+(B)+(C)
1	Arvind kumar B Shah	480000	0.70
2	Baby Rani	480000	0.70
3	Anand kumar A Shah	480000	0.70
4	Deepti Kumari	480000	0.70




5	Nikita Jain	480000	0.70
TOTAL		2400000	3.52

II (a) Statement showing details of Depository Receipts (DRs)

S No.	Type of outstanding DR (ADRs, GDRs, SDRs etc)	No. of outstanding DRs	No. of shares underlying outstanding DRs	Shares underlying outstanding DRs as a % of total number of shares (i.e. Grand Total (A) +(B) +(C) indicated in statement at para (I)(a) above
	Nil			
TOTAL		0	0	0.00

II (b) Statement showing Holding of Depository Receipts (DRs) where underlying shares are in excess of 1% of the total number of shares

S No.	Type of outstanding DR (ADRs, GDRs, SDRs etc)	No. of outstanding DRs	No. of shares underlying outstanding DRs	Shares underlying outstanding DRs as a percentage of total number of shares (i.e. Grand Total (A) +(B) +(C) indicated in statement at para (I) (a) above
	Nil			
TOTAL		0	0	0.00




Iii (A) statement showing the voting pattern of shareholders, if more than one class of shares/ securities is issued by the issuer

NOT APPLICABLE

Number of voting rights held
In each class of securities

Total voting rights

Category of shareholders ii	Class x Iii	Class y iv	Class z v	Total voting rights vi (iii+iv+v)	As a % of (A+B) vii	As a % of (A+B+C) viii
A) PROMOTER AND PROMOTER GROUP i) INDIAN a) Individuals/ Hindu Undivided family b) Central Govt/ State Govt (s) c) Bodies corporate d) Financial Institutions/ Banks e) Any other (specify)						
Sub Total A(1)						
2) FOREIGN a) Individuals (Non-resident Individuals/ foreign individuals) b) Bodies Corporate c) Institutions d) Any other						
Sub Total (A) (2)						
TOTAL SHAREHOLDING OF PROMOTER AND PROMOTER GROUP (A)=(A)(1)+A(2)						
B) PUBLIC SHAREHOLDING i) Institutions a) Mutual funds/UTI b) Financial institutions/Banks c) Central Govt/ State Govt(s) d) venture capital funds e) insurance companies						



f)foreign institutional investors						
g)foreign venture capital investors						
h)any other (specify)						
Sub total B (1)						
2)NON INSTITUTIONS						
a)Bodies corporate						
b)Individuals						
1-individual shareholders holding nominal share capital upto Rs.1 lakh						
ii-individual shareholders holding nominal share capital in excess of Rs.1 lakh						
c)any other (specify)						
Sub Total (B) (2)						
Total public shareholding (B) = (B) (1) + (B) (2)						
TOTAL (A) + (b)						
c)Shares held by custodians and against which depository receipts have been issued						
GRAND TOTAL (A) + (B) + (C)						

