



## SOUTHERN ONLINE BIO TECHNOLOGIES LTD

SBT/BSE/AFR:2015-16

31<sup>st</sup> May, 2016

The Secretary  
**Bombay Stock Exchange Ltd**  
Regd. Office: Floor 25,  
P J Towers, Dalal Street,  
MUMBAI – 400 001

Dear Sir / Madam,


**Sub: Outcome of the Board Meeting**

The Board of Directors of the Company has commenced their meeting on 30<sup>th</sup> May 2016 at 4.00 PM and concluded on 31<sup>st</sup> May 2016 at 12.45 P.M. have considered and approved the following.

In Compliance of Regulation 33 of SEBI (Listing Obligation and Disclosure Requirements) Regulations 2015, we are herewith furnishing the **Audited Financial Results for the Financial Year ended 31<sup>st</sup> March 2016 and Auditors Report** from the Statutory Auditors' of the Company.

Kindly acknowledge and take the same on your records.

Thanking You,  
For **Southern Online Bio Technologies Ltd**

  
**K Radha Krishna**  
Director & CFO



Encl:a/a.

**An ISO 9001:2008 Certified Company**  
**CIN : L72900TG1998PLC030463**

H. No. : 8-3-833/173, Kamalapur Colony, Phase - II, Hyderabad - 500 073. T.S.

Tel. : +91-40-49221999, Fax : +91-40-49221998, email : info@sol.net.in website : www.sol.net.in

Unit - I : Samsthan Narayanapur (V&M), Nalgonda Dist., T.S., Ph. : 08681-287898, Fax : 08681-287897

Unit - II : Plot No. 45/A, APIIC-SEZ, Atchutapuram (V&M), Visakhapatnam Dist.-531011, A.P., Ph. : 08924-237024, Fax : 08924-237022

Smart Solutions and Eco Friendly

## SOUTHERN ONLINE BIO TECHNOLOGIES LTD

AUDITED FINANCIAL RESULTS FOR THE QUARTER & YEAR ENDED 31.03.2016						
S. No	Particulars	Quarter Ended			Year ended	
		31.03.2016	31.12.2015	31.03.2015	31.03.2016	31.03.2015
		Audited	un audited	Audited	Audited	Audited
( Rs. In Lacs )						
1	<b>INCOME FROM OPERATIONS.</b>					
	a) Net Sales / Income from Operations ( Net of Excise Duty )	6,845.93	3,135.27	3,999.39	22,114.96	24,695.02
	b) Other Operating Income	-	-	-	-	-
	<b>Total Income from Operations ( net )</b>	<b>6,845.93</b>	<b>3,135.27</b>	<b>3,999.39</b>	<b>22,114.96</b>	<b>24,695.02</b>
2	<b>Expenses</b>					
	a) Cost of materials consumed.	2,124.23	933.30	1,448.68	5,901.32	7,057.22
	b) Purchases of Stock - in - trade.	4,477.10	2,157.16	1,611.07	15,033.53	13,960.64
	c) Changes in inventories of finished goods , work-in-progress and stock-in-trade.	(1,450.16)	(775.80)	(530.02)	(1,426.69)	(210.99)
	d) Employee benefits expenses.	65.33	51.88	89.23	222.08	262.80
	e) Depreciation and amortisation expense.	(456.42)	154.02	20.46	177.09	1,196.00
	f) Other expenditure ( Any item exceeding 10 % of the total expenditure to be shown separately)	-	-	-	-	-
	- Other Expenses.	89.51	99.08	84.68	379.48	330.35
	- Power and Fuel	120.68	98.82	99.63	388.82	650.38
	- Stores and Spares Consumed.	220.40	64.76	211.22	427.00	755.52
	- Operating Expenses	176.77	29.02	130.51	502.13	800.25
	- Administration Expenses .	63.33	54.49	120.19	315.70	361.82
	- Marketing Expenses.	42.89	20.19	241.17	112.49	424.67
	- IROAF Construction Expenses.	103.85	-	391.17	250.29	391.17
	- Logistics expenses	-	-	-	-	-
	<b>Total Expenses</b>	<b>5,577.52</b>	<b>2,886.92</b>	<b>3,917.99</b>	<b>22,283.24</b>	<b>25,980.43</b>
3	Profit from Operations before Other Income , Finance Costs and Exceptional Items ( 1-2 )	1,268.41	248.35	81.40	(168.28)	(1,285.41)
4	Other Income	29.71	3.79	11.04	49.54	41.63
5	Profit from ordinary activities before finance costs and exceptional items ( 3+4 )	1,298.12	252.14	92.44	(118.74)	(1,243.78)
6	Finance costs.	88.34	72.08	267.57	623.16	1,971.44
7	Profit from ordinary activities after finance costs but before exceptional Items (5-6)	1,209.78	180.06	(175.13)	(741.90)	(3,215.22)
8	Exceptional Items.					
9	Profit (+) / Loss ( - ) from Ordinary Activities before tax ( 7+8 )	1,209.78	180.06	(175.13)	(741.90)	(3,215.22)
10	Tax Expenses.					
	i) Current Tax					
	ii) Deferred Tax	(405.06)		(654.34)	(240.71)	(2,045.58)
11	Net Profit (+) / Loss (-) from ordinary activities after tax (9-10)	1,614.84	180.06	479.21	(501.19)	(1,169.64)
12	Extraordinary items (net of tax expenses)					
	1) Losses Due to Cyclone Hud Hud			(459.44)		(1,914.29)
	2) Insurance claim for Cyclone Losses			459.44		1,914.29
13	Net Profit (+) / Loss (-) for the period (11-12)	1,614.84	180.06	479.21	(501.19)	(1,169.64)

**An ISO 9001:2008 Certified Company**  
**CIN : L72900TG1998PLC030463**

H. No. : 8-3-833/173, Kamalapuri Colony, Phase - II, Hyderabad - 500 073. T.S.

Tel. : +91-40-49221999, Fax : +91-40-49221998, email : info@sol.net.in website : www.sol.net.in


Unit - I : Samsthan Narayanapur (V&M), Nalgonda Dist., T.S., Ph. : 08681-287898, Fax : 08681-287897

Unit - II : Plot No. 45/A, APIIC-SEZ, Atchutapuram (V&M), Visakhapatnam Dist.-531011, A.P., Ph. : 08924-237024, Fax : 08924-237022

Smart Solutions and Eco Friendly

## SOUTHERN ONLINE BIO TECHNOLOGIES LTD

14	Share of profit / (loss) of associates *	-	-	-	-	-
15	Net profit / ( Loss ) after taxes, minority interest and share of profit / (loss) of associates ( 13+14 ) *	1,614.85	180.06	479.21	(501.19)	(1,169.64)
16	Paid up equity share capital ( Face value of Rs. 10/- per Equity Share )	5899.32	5899.32	5899.32	5899.32	5899.32
17	Reserve excluding Revaluation Reserves as per balance sheet of previous accounting year.					
18	Earning per share ( Basic and Diluted )	2.74	0.30	0.81	(0.85)	(1.98)



# SOUTHERN ONLINE BIO TECHNOLOGIES LTD

PART - II

SEGMENT - WISE REVENUE, RESULTS AND CAPITAL EMPLOYED						
(Rs. In Lacs)						
S.NO	Particulars	Quarter Ended			Year ended	
		31.03.2016 Audited	31.12.2015 Unaudited	31.03.2015 Audited	31.03.2016 Audited	31.03.2015 Audited
1	<b>Segment Revenue:</b>					
	a) ISP Business.	151.41	160.38	135.46	601.06	519.97
	b) Bio Diesel Business.	1,666.96	817.09	1,603.99	6,033.23	9,134.83
	c) Trading & Others	5,027.56	2,157.80	2,259.94	15,480.67	15,040.22
	Less: Inter Segment Revenue.					
	<b>NET SALES / INCOME FROM OPERATIONS</b>	<b>6,845.93</b>	<b>3,135.27</b>	<b>3,999.39</b>	<b>22,114.96</b>	<b>24,695.02</b>
2	<b>Segment Results ( Profit)(+) / Loss(-) before tax and interest from each segment ).</b>					
	Profit/Loss before tax and Interest					
	a) ISP Business	6.45	22.58	8.14	40.96	8.78
	b) Bio Diesel Business	902.85	246.69	(65.65)	274.35	(1,779.58)
	c) Trading & Others	388.82	(17.13)	149.95	67.96	527.02
	TOTAL	<b>1,298.12</b>	<b>252.14</b>	<b>92.44</b>	<b>383.27</b>	<b>(1,243.78)</b>
	LESS: ( i ) Interest.	88.34	72.08	267.57	1,023.16	1,971.44
	( ii ) Other Un-allocable Expenditure net off					
	( iii ) Other Un-allocable Income.					
	<b>TOTAL PROFIT BEFORE TAX</b>	<b>1,209.78</b>	<b>180.06</b>	<b>(175.13)</b>	<b>(639.89)</b>	<b>(3,215.22)</b>
3	<b>Capital Employed ( Segment assets - Segment Liabilities )</b>					
	a) ISP Business	850.92	850.16	833.03	850.92	833.03
	b) Bio Diesel Business	15,542.86	13,294.50	16,352.67	15,542.86	16,352.67
	c) Uco trading	1,055.78	1,455.17	1,392.71	1,055.78	1,392.71
	d) Unallocated.	-	-	-	-	-
	<b>TOTAL</b>	<b>17,449.56</b>	<b>15,599.83</b>	<b>18,578.41</b>	<b>17,449.56</b>	<b>18,578.41</b>


**NOTES:**

- The above financial results have been reviewed by the Audit Committee and approved by the Board of Directors at their meeting held on 30.05.2016.
- The Insurance receivable against Hudhud Cyclone damages are still pending with Insurance company
- Due to Hudhud cyclone effect the Company's Biodiesel unit at Visakhapatnam has not been working from 1st April 2015 to 31st January 2016. The Company has capitalised Interest on term loan to the extent of Rs 1493.18 Lakhs for the year and also reversed the depreciation entry during the said period to the extent of Rs. 511.36 Lakhs.
- On account of capitalization as discussed above the quarter ended results are not comparable with the previous quarter ended results..
- Previous period figures have been regrouped, wherever necessary, for the purpose of comparison
- The above figures appearing in consolidated revenue statements are similar to that of the standalone revenue statement, as the subsidiary company is not operative during the reported year . However in respect of the financial figures of standalone and consolidated are available on the company web site and stock exchange ( BSE ) websites.

for Southern Online Bio Technologies Ltd.

**K. RADHA KRISHNA**  
Director & CFO

Place: Hyderabad.  
Date: 30.05.2016.



## SOUTHERN ONLINE BIO TECHNOLOGIES LTD

SOUTHERN ONLINE BIO TECHNOLOGIES LTD					
Statement of Assets and Liabilities.					
( Rs. In Lacs)					
S.No	Particulars	Standalone		Consolidated	
		As at 31.03.2016	As at 31.03.2015	As at 31.03.2016	As at 31.03.2015
<b>A</b>	<b>EQUITY AND LIABILITIES.</b>				
<b>1</b>	<b>Share holders's Funds</b>				
	(a) Share Capital.	5,899.33	5,899.33	5,899.33	5,899.33
	(b) Reserves and surplus.	(5,646.52)	(5,145.33)	(5,646.52)	(5,145.33)
	(c) Money received against share warrants.				
	Sub-total - Share holders's funds	252.81	754.00	252.81	754.00
<b>2</b>	<b>Share application money pending allotment</b>				
<b>3</b>	<b>Minority Interest *</b>			0.01	0.01
<b>4</b>	<b>Non-current liabilities</b>				
	(a) Long-term borrowings.	17,196.38	14,799.08	17,196.38	14,813.45
	(b) Deferred tax liabilities (net)				
	(c) Other Long-term liabilities.	1,162.41	580.00	1,162.41	580.00
	(d) Long-term provisions.				
	Sub-total - Non current liabilities	18,358.79	15,379.08	18,358.80	15,393.46
<b>5</b>	<b>Current liabilities</b>				
	(a) Short-term borrowings.	6,694.28	3,618.43	6,694.28	3,618.43
	(b) Trade payables .	6,730.08	6,412.55	6,730.08	6,412.55
	(c) Other current liabilities.	-	-	-	-
	(d) Short-term provisions.	205.87	135.42	207.00	136.55
	Sub-total - Current liabilities	13,630.23	10,166.40	13,631.36	10,167.53
	<b>TOTAL - EQUITY AND LIABILITIES</b>	<b>32,241.83</b>	<b>26,299.48</b>	<b>32,242.98</b>	<b>26,314.99</b>
<b>B</b>	<b>ASSETS</b>				
<b>1</b>	<b>Non Current Assets</b>				
	(a) Fixed Assets.	13,750.86	11,404.37	13,750.86	11,404.36
	(b) In Tangible asset			56.55	49.82
	(c) Non-current investments.	38.63	34.32	-	-
	(d) Deferred tax assets (net)	1,926.69	1,685.98	1,926.69	1,685.98
	(e) Long-term loans and advances.	200.44	-	200.44	-
	(f) Other non-current assets	784.24	992.54	784.24	992.54
	Sub-total - Non current assets	16,700.86	14,117.21	16,718.78	14,132.70
<b>2</b>	<b>Current Assets</b>				
	(a) Current Investments.	-	-	-	-
	(b) Inventories.	5,106.79	3,149.60	5,106.79	3,149.60
	(c) Trade Receivables.	6,680.76	5,823.07	6,680.76	5,823.07
	(d) Cash and cash equivalents.	155.90	162.20	160.84	162.20
	(e) Short-term loans and advances.	3,597.52	3,047.40	3,575.81	3,047.42
	(f) Other current assets				
	Sub-total - Current assets	15,540.97	12,182.27	15,524.20	12,182.29
	<b>TOTAL-ASSETS</b>	<b>32,241.83</b>	<b>26,299.48</b>	<b>32,242.98</b>	<b>26,314.99</b>
		-	-	-	-





**P. MURALI & CO.,**

CHARTERED ACCOUNTANTS  
6-3-655/2/3, SOMAJIGUDA,  
HYDERABAD - 500 082. INDIA

Tel. : (91-40) 2332 6666, 2331 2554  
2339 3967, 2332 1470  
Fax. : (91-40) 2339 2474  
E-mail : pmurali.co@gmail.com  
info@pmurali.com  
Website : www.pmurali.com


**Auditor's Report on Quarterly Consolidated Financial Results and Consolidated Year to Date Financial Results of Southern Online Bio Technologies Limited pursuant to the Regulation 33 of the SEBI (Listing Obligations and Disclosures Requirements) Regulations, 2015.**

To  
Board of Directors  
**Southern Online Bio Technologies Limited.**

We have audited the quarterly consolidated financial results of Southern Online Bio Technologies Limited. (the company) and its subsidiaries (collectively referred to as "The Group") for the quarter ended 31st March, 2016 and the consolidated year to date results for the period from 01st April, 2015 to 31st March, 2016 attached herewith, being submitted by the company pursuant to the requirement of Regulation 33 of the SEBI (Listing Obligations and Disclosures Requirements) Regulations, 2015. The quarterly consolidated financial results and consolidated year to date financial results have been prepared from consolidated interim financial statements, which are the responsibility of the Company's management. Our responsibility is to express an opinion on the Consolidated financial results based on our audit of such Consolidated interim financial statements, which have been prepared in accordance with the recognition and measurement principles laid down in Accounting Standard for Interim Financial Reporting (AS) 25, specified under section 133 of the Companies Act, 2013 read with relevant rules issued thereunder and other accounting principles generally accepted in India.

We conducted our audit in accordance with the auditing standards generally accepted in India. Those standards require that we plan and perform the audit to obtain reasonable assurance about whether the financial results are free of material misstatement(s). An audit includes examining, on a test basis, evidence supporting the amounts disclosed as financial results. An audit also includes assessing the accounting principles used and significant estimates made by management. We believe that our audit provides a reasonable basis for our opinion.

We did not audit the financial statement and financial information of one Subsidiary Company which are included in the consolidated quarterly financial result and consolidated year to date result, whose consolidated interim financial statement reflect total assets of Rs. 67,432/- as at 31<sup>st</sup> March, 2016 as well as the total revenue was NIL as at 31<sup>st</sup> March, 2016. These include Audited Interim financial statement and other financial information has been audited by other Auditor whose report have been furnished to us and our opinion on the quarterly financial result and the year to date result, to the extent they have been derived from such interim financial statement is based solely on the report of such other auditor.





**P. MURALI & CO.,**

CHARTERED ACCOUNTANTS  
6-3-655/2/3, SOMAJIGUDA,  
HYDERABAD - 500 082. INDIA

Tel. : (91-40) 2332 6666, 2331 2554  
2339 3967, 2332 1470  
Fax : (91-40) 2339 2474  
E-mail : pmurali.co@gmail.com  
info@pmurali.com  
Website : www.pmurali.com


In our opinion and to the best of our information and according to the explanations given to us these consolidated quarterly financial results as well as the consolidated year to date financial results:

1. Include the quarterly and year to date financial results of the following entities;  
(a) Southern Biofe Bio Fuels Private Limited  
(b) Marvel Bio Fuels, FZC
2. have been presented in accordance with the requirements of Regulation 33 of the SEBI(Listing Obligations and Disclosures Requirements) Regulations, 2015 in this regard; and
3. give a true and fair view of the consolidated net Loss and other financial information for the quarter ended 31st March 2016, as well as the year to date results for the period from 1<sup>st</sup> April 2015 to 31st March 2016.

For P. Murali & Co.,  
Chartered Accountants

Firm Registration No : 007257S

*P. Murali Mohana Rao*



P. Murali Mohana Rao  
Partner

M.No. 023412

Place: Hyderabad

Date: 30<sup>th</sup> May, 2016.



**P. MURALI & CO.,**


CHARTERED ACCOUNTANTS  
6-3-655/2/3, SOMAJIGUDA,  
HYDERABAD - 500 082. INDIA

Tel. : (91-40) 2332 6666, 2331 2554  
2339 3967, 2332 1470  
Fax : (91-40) 2339 2474  
E-mail : pmurali.co@gmail.com  
info@pmurali.com  
Website : www.pmurali.com

**Auditor's Report on Quarterly Financial Results and Year to Date Financial Results of Southern Online Bio Technologies Limited) pursuant to Regulation 33 of the SEBI (Listing Obligations and Disclosure Requirements) Regulations, 2015.**

To  
The Board of Directors,  
**Southern Online Bio Technologies Limited.**

1. We have audited the quarterly financial results of **Southern Online Bio Technologies Limited.** for the quarter ended March 31, 2016 and to the year to date financial results for the year ended March 31, 2016, attached herewith, being submitted by the Company pursuant to the requirement of Regulation 33 of the SEBI (Listing Obligation and Disclosure Requirements) Regulations, 2015, except for the disclosures regarding 'Public Shareholding' and 'Promoter and Promoter Group Shareholding' which have been traced from disclosures made by the management and have not been audited by us. The quarterly financial results are the derived figures between the audited figures in respect of the year ended March 31, 2016 and the published year-to-date figures up to December 31, 2015, being the date of the end of the third quarter of the current financial year, which were subject to limited review. The financial results for the quarter ended March 31, 2016 have been prepared on the basis of the financial results for the nine-month period ended December 31, 2015, the audited annual financial statements as at and for the year ended March 31, 2016, and the relevant requirement of Regulation 33 of the SEBI (Listing Obligation and Disclosure Requirements) Regulations, 2015 and are the responsibility of the Company's management and have been approved by the Board of Directors of the Company. Our responsibility is to express an opinion on these Financial results based on our review of the financial results for the nine-month period ended December 31, 2015 which was prepared in accordance with the recognition and measurement principles laid down in Accounting Standard (AS) 25, Interim Financial Reporting, specified under section 133 of the act, read with rule 7 of the companies(Accounts) Rules 2014 and other accounting principles generally accepted in India; our audit of the annual financial statements as at and for the year ended March 31, 2016; and the relevant requirement of Regulation 33 of the SEBI (Listing Obligation and Disclosure Requirements) Regulations, 2015.
2. We conducted our audit in accordance with the auditing standards generally accepted in India. Those standards require that we plan and perform the audit to obtain reasonable assurance about whether the financial results are free of material misstatement. An audit includes examining, on a test basis, evidence supporting the amounts disclosed as financial results. An audit also includes assessing the accounting principles used and significant estimates made by management. We believe that our audit provides a reasonable basis for our opinion.







**P. MURALI & CO.,**

CHARTERED ACCOUNTANTS  
6-3-655/2/3, SOMAJIGUDA,  
HYDERABAD - 500 082. INDIA

Tel. : (91-40) 2332 6666, 2331 2554  
2339 3967, 2332 1470  
Fax : (91-40) 2339 2474  
E-mail : pmurali.co@gmail.com  
info@pmurali.com  
Website : www.pmurali.com

3. In our opinion and to the best of our information and according to the explanations given to us, these quarterly financial results as well as the year to date financial results:
- are presented in accordance with the requirements of and the relevant requirement of Regulation 33 of the SEBI (Listing Obligation and Disclosure Requirements) Regulations, 2015; and
  - give a true and fair view of the net Loss and other financial information for the quarter ended March 31, 2016 as well as the year to date results for the period from April 1, 2015 to March 31, 2016.
4. Further, read with paragraph 1 above, we report that the figures for the quarter ended March 31, 2016 represent the derived figures between the audited figures in respect of the financial year ended March 31, 2016 and the published year-to-date figures up to December 31, 2015, being the date of the end of the third quarter of the current financial year, which were subjected to a limited review as stated in paragraph 1 above, as required under Regulation 33 of the SEBI (Listing Obligation and Disclosure Requirements) Regulations, 2015.
5. Further, read with paragraph 1 above, we also report that we have, on the basis of the books of account and other records and information and explanations given to us by the management, also verified the number of shares as well as percentage of shareholdings in respect of aggregate amount of public shareholdings, as furnished by the company in terms of clause 35 of the Listing Agreement and found the same to be correct.

For P. Murali & Co.,  
Chartered Accountants

Firm's Registration number: 007257S

*P. Murali Mohana Rao*



P. Murali Mohana Rao  
Partner  
M.No. 023412

Place: Hyderabad  
Date: 30<sup>th</sup> May, 2016.