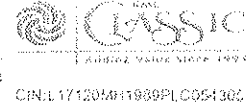




KISAN MOULDINGS LIMITED

Regd. Off.: "Tex Center", K-wing, 3rd Floor, 26 'A' Chandivali Road, Off Saki Vihar Road,
Andheri (East), Mumbai - 400 072 • Tel : 022 - 4200 9100, 4200 9200 • Fax : 28478508
E-mail : customercare@kisangroup.com • Website : www.kisangroup.com



Corporate Relationship Department
BSE Limited,
1st Floor, P. J. Towers,
Dalal Street, Mumbai - 400 001

09th February, 2017

Ref.: Scrip Code: 530145

Sub.: Filing of Statement of Unaudited Financial Result as on 31st December, 2016

Dear Sir,

Pursuant to Regulation 52 of Securities and Exchange Board of India (Listing Obligations and Disclosure Requirements) Regulation, 2015 we are pleased to enclose herewith the Un-Audited Financial Results of the Company along with the Limited Review Report for the quarter ended 31st December, 2016 duly approved by the Board of Directors of the Company in their Meeting held on Thursday, **09th February, 2017** at "Tex Centre", 'K' Wing, 3rd Floor, 26 - 'A' Chandivali Road, Near HDFC Bank, off Saki Vihar Road, Andheri (East), Mumbai - 400 072.

Request you to acknowledge and take on record the same.

Thanking you

FOR KISAN MOULDINGS LIMITED

SANEEV AGGARWAL
CHAIRMAN & MANAGING DIRECTOR
(DIN : 00064076)





KISAN MOULDINGS LIMITED

Regd. Off.: "Tex Center", K-wing, 3rd Floor, 26 'A' Chandivli Road, Off Saki Vihar Road, Andheri (East), Mumbai - 400 072 • Tel : 022 - 4200 9100, 4200 9200 • Fax : 28478508
E-mail : customercare@kisangroup.com • Website : www.kisangroup.com




CIN:L17120MH1989PLC054305

KISAN MOULDINGS LIMITED
CIN NO. L17120MH1989PLC054305
Regd. Off: 'TEX CENTRE', 'K' Wing, 3rd Floor, 26 'A', Chandivali Road, Near HDFC Bank,
Off. Saki - Vihar Road, Andheri (East), Mumbai - 400 072.
Website :- www.kisangroup.com , Mail id :- cs.kisan@kisangroup.com , Telephone No. 022-42009100/9200.

Statement of Unaudited Financial Results for the Quarter Ended as on 31st December, 2016.

PART -1	Particulars	Quarter Ended			Nine Month Ended		Rs in Lakhs
		31-Dec-16	30-Sep-16	31-Dec-15	31-Dec-16	31-Dec-15	Year Ended
		UNAUDITED	UNAUDITED	UNAUDITED	UNAUDITED	UNAUDITED	AUDITED
1	(a) Sales/Income From Operations	10,812.73	11,740.69	12,034.26	36,134.78	35,649.57	51,591.19
	Less Excise Duty	1,142.12	1,139.15	1,187.68	3,735.39	3,510.73	5,174.63
	Net Sales/Income From Operations	9,670.61	10,601.55	10,846.58	32,399.38	32,138.84	46,416.57
	(b) Other Operating Income	15.12	5.45	6.18	30.98	19.51	25.26
	Total Income (a+b)	9,685.73	10,607.00	10,852.76	32,430.37	32,158.35	46,441.83
2	Expenses						
	a) Cost of Materials Consumed	6,763.29	6,504.87	7,537.85	22,123.81	21,481.25	30,895.37
	b) Purchase of Stock in Trade	362.23	534.04	217.45	1,047.14	728.00	956.07
	c) Changes in Inventories of Finished goods, Work-in-Progress and Stock in Trade	(439.16)	221.45	(224.29)	(877.54)	943.33	1,163.34
	d) Employee Benefits Expenses	334.36	451.18	566.30	1,282.12	1,728.16	2,194.00
	e) Depreciation & Amortisation Expenses	341.32	330.75	331.12	998.67	1,124.33	1,453.02
	f) Other Expenses						
	i) Manufacturing Expenses	668.28	842.26	790.87	2,421.55	2,249.85	3,114.40
	ii) Administration & Selling Expenses	421.99	558.14	535.47	1,468.58	1,421.38	2,044.90
	iii) Power & Fuel	403.12	367.02	428.10	1,258.47	1,221.92	1,696.31
	iv) Carriage Outwards	333.49	363.67	347.08	1,134.19	1,002.48	1,571.78
	Total Expenses	9,188.93	10,173.38	10,529.95	30,856.99	31,900.70	45,089.18
3	Profit From Operations Before Other Income, Finance Costs & Exceptional Items (1-2)	496.81	433.62	322.81	1,573.37	257.65	1,352.65
4	Other Income	50.63	37.69	271.29	194.65	358.95	436.78
5	Profit from Ordinary Activities Before Finance Costs and Exceptional Items (3+4)	547.44	471.31	594.10	1,768.02	616.60	1,789.43
6	Finance Costs	854.85	968.13	959.11	2,775.39	2,765.23	3,732.34
7	Profit from Ordinary Activities After Finance Costs but Before Exceptional Items (5-6)	(307.41)	(496.82)	(365.01)	(1,007.37)	(2,148.63)	(1,942.92)
8	Exceptional Items - (Loss)/ Profit	(202.81)	0.41	2.05	(202.43)	(0.31)	2.10
9	Prior Period (Income) / Expenses	20.00	-	-	20.00	45.00	40.00
10	Profit/(Loss) from Ordinary Activities Before Tax (7+8-9)	(530.22)	(496.41)	(362.96)	(1,229.80)	(2,193.94)	(1,980.82)
11	Tax Expenses	(39.95)	44.83	(164.02)	4.92	(405.33)	(449.32)
12	Net Profit/(Loss) from Ordinary Activities After Tax (10-11)	(490.27)	(541.24)	(198.94)	(1,234.72)	(1,788.61)	(1,531.50)
13	Extraordinary Items Income /(Exp) (Net of Taxes)	-	-	-	-	-	-
14	Net Profit /(Loss) After Tax (12+13)	(490.27)	(541.24)	(198.94)	(1,234.72)	(1,788.61)	(1,531.50)
15	Paid-up Equity Share Capital (Face value Rs 10/-)	2,886.31	2,886.31	2,032.51	2,886.31	2,032.51	2,032.51
16	Reserves Excluding Revaluation Reserves (As per Balance Sheet of Previous Accounting Year)				3,245.89	2,149.29	2,135.62
17	Earning per Equity Shares (EPS) (in Rs)						
	a) Basic & Diluted EPS before Extraordinary items	(1.70)	(1.88)	(0.98)	(4.28)	(8.80)	(7.54)
	b) Basic & Diluted EPS after Extraordinary items	(1.70)	(1.88)	(0.98)	(4.28)	(8.80)	(7.54)



ISO 9001 : 2008



AN ISO : 9001 CERTIFIED COMPANY



KISAN MOULDINGS LIMITED

Regd. Off.: "Tex Center", K-wing, 3rd Floor, 26 'A' Chandivli Road, Off Saki Vihar Road, Andheri (East), Mumbai - 400 072 • Tel : 022 - 4200 9100, 4200 9200 • Fax : 28478508
E-mail : customercare@kisangroup.com • Website : www.kisangroup.com



CIN:L17120MH1989PLC054305

PART-2						
A PARTICULAR'S OF SHARE HOLDING						
1 Public Shareholding						
- Number of Shares	1,40,76,911	1,40,76,911	63,63,788	1,40,76,911	63,63,788	63,60,588
- Percentage of Shareholding	48.77%	48.77%	31.31%	48.77%	31.31%	31.29%
2 Promoters and Promoter Group Shareholding						
a) Pledged/Encumbered						
i) Number of Shares	92,58,092	95,22,431	59,47,000	92,58,092	59,47,000	84,24,177
ii) Percentage of shares (as a % of total Shareholding of Promoter and Promoter Group.	62.61%	64.40%	42.60%	62.61%	42.60%	60.33%
iii) Percentage of shares (as a % of total Share Capital of Company)	32.08%	32.99%	29.26%	32.08%	29.26%	41.45%
b) Non-Encumbered						
i) Number of Shares	55,28,062	52,63,723	80,14,277	55,28,062	80,14,277	55,40,300
ii) Percentage of Shares (as a % of total Shareholding of Promoter and Promoter Group	37.39%	35.60%	57.40%	37.39%	57.40%	39.67%
iii) Percentage of shares (as a % of the total share capital of company)	19.15%	18.24%	39.43%	19.15%	39.43%	27.26%

B	Particular	Pending at the beginning	Opening at the Beginning	Resolved during the Quarter	Remaining unresolved at the end of the Quarter
	Investors' Complaints for the Quarter Ended 31.12.2016	NIL	NIL	NIL	NIL


C SEGMENTWISE REVENUE, RESULTS AND CAPITAL EMPLOYED						
Particulars	Quarter Ended			Nine Month Ended		Year Ended
	30-Dec-16	30-Sep-16	31-Dec-15	31-Dec-16	31-Dec-15	31-Mar-15
	UNAUDITED	UNAUDITED	UNAUDITED	UNAUDITED	UNAUDITED	AUDITED
1. Segment Revenue :- Net sale /Income after taxes & CN.						
PVC Pipes & Fittings	8,650.02	9,850.57	9,817.04	30,239.77	29,417.37	42,654.46
Moulded Furniture	1,035.72	756.43	1,035.72	2,190.59	2,740.98	3,787.37
Net Sale / Income From Operations	10,852.76	10,607.00	10,580.98	32,430.37	32,158.35	46,441.83
2. Segment Results :- Profit Before Finance Cost and taxes						
Exceptional item.						
PVC Pipes & Fittings	382.86	328.15	429.52	1,113.51	771.25	1,680.37
Moulded Furniture	164.58	143.16	164.58	654.51	(154.65)	109.05
Total	547.44	471.31	594.10	1,768.02	616.60	1,789.43
Less :- Finance Cost	854.85	968.13	959.11	2,775.39	2,765.23	3,732.34
Add/Less:- Exceptional Items - Profit/ (Loss)	2.05	0.41	(1.22)	(222.43)	(45.31)	(37.90)
Profit/(Loss) Before taxes	(362.96)	(496.41)	(1,177.07)	(1,229.80)	(2,193.94)	(1,980.82)
3. Capital Employed						
Segment Assets						
PVC Pipes & Fittings	26,661	25,494	22,839	26,661	23,436	24,343
Moulded Furniture	2,546	2,227	1,901	2,546	1,764	1,996
Add:- Unallocable Assets	15,689	16,488	15,471	15,689	13,569	17,431
Total	44,896	44,208	40,212	44,896	38,769	43,770
Segment Liabilities						
PVC Pipes & Fittings	11,048	9,566	9,305	11,048	7,027	11,118
Moulded Furniture	785	481	1,404	785	1,151	1,294
Add:- Unallocable liabilities	33,063	34,161	29,502	33,063	30,591	31,358
Total	44,896	44,208	40,212	44,896	38,769	43,770


- Notes :-
- The above Unaudited Results for the Quarter ended 31st Dec, 2016 were reviewed by the Audit Committee and adopted by the Board of Directors of the Company at their respective meeting held on 09th February, 2017.
 - The Statutory Auditors of the Company conducted Limited Review of the above Unaudited results under Regulation -33 of SEBI (LODR) Regulation, 2015.
 - Tax Expenses consists of Deferred Tax & Current Tax Provision.
 - The Figures of corresponding quarter/year have been regrouped/restated, wherever necessary to make them comparable with quarters/year.

Place : Mumbai
Date : 9th February, 2017

For and on behalf of the Board of Directors of,
KISAN MOULDINGS LIMITED
ISO 9001 : 2008

Sanjeev A. Aggarwal
Chairman & Managing Director
(DIN: 00064076)





THE MARK OF EXCELLENCE
KISAN MOULDINGS LIMITED
MUMBAI - 400 072
AN ISO : 9001 CERTIFIED COMPANY

Review Report to M/S KISAN MOULDINGS LIMITED

We have reviewed the accompanying statement of unaudited financial results of **M/S KISANMOULDINGS LIMITED** for the quarter ended December 31, 2016. This statement is the responsibility of the Company's management and has been approved by the Board of Directors/ committee of Board of Directors. Our responsibility is to issue a report on these financial statements based on our review.

We conducted our review in accordance with the Standard on Review Engagement (SRE) 2410, 'Review of Interim Financial Information Performed by the Independent Auditor of the Entity' issued by the Institute of Chartered Accountants of India. This standard requires that we plan and perform the review to obtain moderate assurance as to whether the financial statements are free of material misstatement. A review is limited primarily to inquiries of company personnel and analytical procedures applied to financial data and thus provide less assurance than an audit. We have not performed an audit and accordingly, we do not express an audit opinion.

Based on our review conducted as above, nothing has come to our attention that causes us to believe, **except as given below**, that the accompanying statement of unaudited financial results prepared in accordance with applicable accounting standards and other recognized accounting practices and policies has not disclosed the information required to be disclosed in terms of Regulation 33 of the SEBI (Listing Obligations and Disclosure Requirements) Regulation, 2015 including the manner in which it is to be disclosed, or that it contains any material misstatement:

1. Stock as valued and certified by the management and relied by us.
2. Disclosures regarding "Public Shareholding" and "Promoter and Promoter Group Shareholding" which have been traced from disclosures made by the management and relied by us.
3. The details of Investors grievances are explained by the management and relied by us.

For A D V & ASSOCIATES
Firm Reg. No.:
Chartered Accountants



Partner: R K Jain
M. No. : 041672



Place: Mumbai
Date: 09/02/2017